




# Pennsylvania Convention Center Trainshed - Interior Repairs & Renovations

ISSUED FOR BID



## VITETTA DESIGN TEAM

### ARCHITECT:

VITETTA  
105 CHESLEY DRIVE - SUITE 200  
MEDIA, PENNSYLVANIA 19063

NOVEMBER 30, 2023

## DRAWING LIST

CVR	COVER SHEET
G-101	GENERAL NOTES
SA-101	GRAND HALL FLOOR PLAN
SA-102	TERRACES FLOOR PLAN
SA-201	EAST INTERIOR ELEVATION
SA-202	SOUTH INTERIOR ELEVATION
SA-203	WEST INTERIOR ELEVATION
SA-204	NORTH INTERIOR ELEVATION
SA-301	WINDOW DETAILS
SA-302	BASE DETAILS
SA-303	TRUSS AND WALL DETAILS
SA-401	PHOTO DETAILS
SA-402	PHOTO DETAILS
SA-403	PHOTO DETAILS
SA-404	PHOTO DETAILS
SA-405	PHOTO DETAILS
SA-406	PHOTO DETAILS
SA-407	PHOTO DETAILS



**PENNSYLVANIA CONVENTION CENTER – READING TERMINAL TRAINSHED**

**GENERAL PROJECT NOTES**

1. THE READING TERMINAL TRAINSHED IS A NATIONAL HISTORIC LANDMARK. THE BUILDING IS ALSO LISTED ON THE PENNSYLVANIA STATE REGISTER OF HISTORIC PLACES AND ON THE CITY OF PHILADELPHIA REGISTER OF HISTORIC PLACES. THE BUILDING IS UNIQUE AND SIGNIFICANT IN THE SOCIAL AND ARCHITECTURAL HISTORY OF THE UNITED STATES. WHILE THE INTERIOR WORK IS NOT UNDER THE JURISDICTION OF THE PHILADELPHIA HISTORIC COMMISSION, THE CONTRACTOR SHALL STILL EXERCISE EXTREME CARE IN EXECUTING ALL WORK IN PARTICULAR THE WORK.
2. DIMENSIONS SHOWN ON THE DRAWINGS ARE APPROXIMATE. THE DRAWINGS GENERALLY REFLECT EXISTING CONDITIONS AND DO NOT REPRESENT A COMPREHENSIVE SURVEY OF THE EXISTING BUILDING CONDITIONS BY THE ARCHITECT. SCALING THE DRAWINGS MAY RESULT IN SOME DISCREPANCIES. THE CONTRACTOR IS RESPONSIBLE TO VERIFY THE DIMENSIONS IN THE FIELD BEFORE PROCEEDING.
3. THE SCOPE OF THE WORK IS DEFINED IN THE DRAWINGS AND PROJECT MANUAL. REFERENCE TO BOTH IS REQUIRED AND ALL WORK SHALL BE COMPLETED TO MEET THE REQUIREMENTS OF BOTH THE DRAWINGS AND SPECIFICATIONS.
4. SEQUENCE AND EXECUTION OF THE WORK SHALL BE COORDINATED WITH THE OWNER, ARCHITECT, AND OTHER CONTRACTORS AS THE BUILDING WILL BE OCCUPIED DURING THE COMPLETION OF THIS WORK.
5. THE WORK OF ALL TRADES SHALL CONFORM TO APPLICABLE FEDERAL, STATE, AND LOCAL ORDINANCES
6. THE CONTRACTOR SHALL PROTECT THE BUILDING AND ITS CONTENTS AGAINST DAMAGE RELATING TO THE WORK AND SHALL BE RESPONSIBLE FOR REPAIRING AND REFINISHING ANY DAMAGE RELATING TO THE WORK TO THE SATISFACTION OF AND AT NO COST TO THE OWNER.
7. THE CONTRACTOR SHALL COORDINATE ON-SITE STORAGE OF EQUIPMENT AND MATERIALS WITH THE OWNER'S REPRESENTATIVE PRIOR TO BEGINNING THE WORK. SECURITY FOR EQUIPMENT AND MATERIALS IS THE RESPONSIBILITY OF THE CONTRACTOR.
8. THE CONTRACTOR SHALL USE ALL NECESSARY PHYSICAL MEANS TO RESTRICT ACCESS AND PROTECT ALL PERSONS IN AND AROUND CONSTRUCTION WORK AREAS. SAFETY DEVICES SHALL BE USED IN CONFORMANCE WITH APPLICABLE FEDERAL, STATE, AND LOCAL BUILDING CODES AND ORDINANCES
9. THE CONTRACTOR SHALL OBTAIN AND PAY FOR ANY REQUIRED PERMITS AND HAVE THE DOCUMENTS REVIEWED AND APPROVED BY ALL AGENCIES HAVING JURISDICTION.
10. THE CONTRACTOR SHALL PROVIDE AND EMPLOY TEMPORARY ENCLOSURES AND OTHER SUITABLE METHODS TO LIMIT THE TRAVEL OF DUST AND DIRT BEYOND WORK AREAS. THESE ENCLOSURES SHALL BE SECURED IN A MANNER THAT DOES NOT ALTER NOR MODIFY THE EXISTING FABRIC. THE CONTRACTOR SHALL PROTECT ALL OPENINGS, VENTS, AIR INTAKES, FURNISHINGS, AND MISCELLANEOUS EQUIPMENT FROM CONSTRUCTION RELATED DUST, DIRT, AND WATER. THE CONTRACTOR SHALL COMPLY WITH REGULATIONS PERTAINING TO ENVIRONMENTAL PROTECTION.
11. THE CONTRACTOR SHALL PREVENT DUST AND DIRT FROM ENTERING ANY AIR INTAKES WHEN CLEANING ALL THE GRILLES.
12. THE BUILDING WILL BE OCCUPIED THROUGHOUT THE DURATION OF THE CONTRACT AND MUST REMAIN SAFE AND ACCESSIBLE THROUGHOUT THE PERIOD. ALL EGRESS FROM THE CONVENTION CENTER MUST REMAIN ACCESSIBLE AND ABLE TO BE USED AT ALL TIMES.

**GENERAL NOTES**

1. THE BUILDING WILL BE OCCUPIED THROUGHOUT THE DURATION OF THE CONTRACT AND MUST REMAIN SAFE AND ACCESSIBLE THROUGHOUT THE PERIOD.
2. THERE IS NO CONTRACTOR DESIGNATED PARKING ON SITE.
3. THERE SHALL BE NO STORAGE OF CONSTRUCTION MATERIAL OR WASTE WITHIN THE BUILDING OR ON ANY PART OF THE SITE EXCEPT FOR AREAS NOTED AS CONTRACTORS STAGING AREA OR AS APPROVED IN ADVANCE BY THE OWNER.
4. AT TIMES OF TRUCK DELIVERIES, THE CONTRACTOR RESPONSIBLE FOR THE DELIVERY SHALL PROVIDE ALL REQUIRED MANPOWER TO LIMIT THE CONFLICT BETWEEN THE CONSTRUCTION ACTIVITY AND THE PUBLIC. ALL TRUCK DELIVERIES SHALL BE SCHEDULED WITH THE GENERAL CONTRACTOR, AND OWNER AND REPRESENTATIVE OF THE MARKET, IF REQUIRED.
5. ALL EXISTING OWNER UTILITIES AND FIRE PROTECTION SERVICES ARE TO REMAIN ACCESSIBLE AT ALL TIMES.
6. CONSTRUCTION AND STORAGE TRAILERS SHALL NOT BE REQUIRED. IF OFFICE SPACE CANNOT BE PROVIDED, THE CONTRACTOR WILL NEED TO COORDINATE A LOCATION WITH THE OWNER.

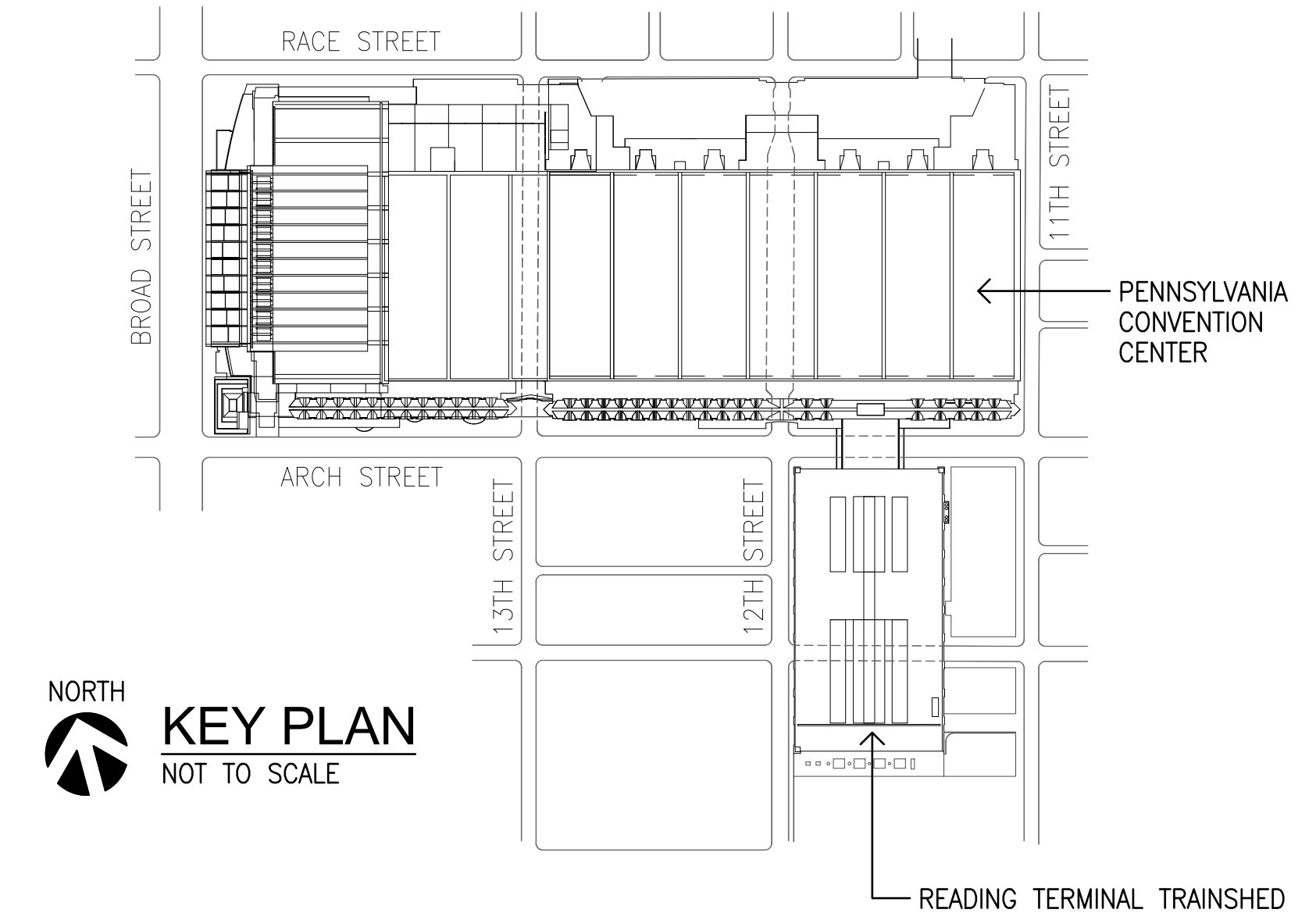
**GENERAL WORK NOTES**

1. CAREFULLY COMPLETE THE WORK AS IDENTIFIED IN THE DOCUMENTS IN A MANNER SUCH THAT THE EXISTING MATERIALS TO REMAIN ARE NOT DAMAGED. DOCUMENT ALL BEFORE/EXISTING CONDITIONS WITH DIGITAL PHOTOGRAPHY.
2. COLLECT AND DISPOSE OF ALL CLEANING EFFLUENTS IN ACCORDANCE WITH CITY, STATE AND FEDERAL REGULATIONS.

**SCOPE OF WORK**

1. THE SCOPE OF WORK IS CONCENTRATED TO THE GRAND HALL OF THE PENNSYLVANIA CONVENTION CENTER TRAINSHED FROM THE GATES AT THE SOUTH (TRUSS 3) TO TRUSS 12 AND THE WALL NORTH OF TRUSS 10.1 INCLUDING THE STAIRS, WALLS AND RAILINGS TO THE BALLROOM AND REMOVAL/REPLACEMENTS OF STONE WAINSCOT TRIM (BULLNOSE) OUTSIDE THE BALLROOM. THE PROJECT LIMIT LINE IS DELINEATED ON THE CONTRACT DOCUMENTS. THE WORK INCLUDES BUT IS NOT LIMITED TO THE FOLLOWING:
  - a. REPAIR AND REPAINTING OF ALL WOOD WINDOWS, NOT LIMITED TO THE INTERIOR WOOD COMPONENTS OF THE WINDOW SASH, FRAME AND TRIM.
  - b. REPAIR AND/OR REPLACEMENT AND PAINTING OF SELECT WOOD TRIM COMPONENTS INCLUDING BUT NOT LIMITED TO WOOD STOPS, WOOD TRIM AT THE COLUMNS AND WOOD SILLS- QUANTITIES AS SHOWN ON THE DOCUMENTS.
  - c. REPAIR AND REPAINTING OF ALL THE WOOD PANELING AND TRIM ON THE 3 BAYS ON THE EAST WALL BETWEEN TRUSS 3 AND TRUSS 8.9.
  - d. REPAIR, REPLACEMENT AND PAINTING/REPAINTING OF THE CORRUGATED METAL PANELING INSTALLED BELOW THE WINDOWS.
  - e. REPAINTING OF THE GYPSUM WALLBOARD AND WOOD TRIM ABOVE THE WINDOWS
  - f. REPLACEMENT OF ALL THE GFRC PROFILED BASE ON BOTH SIDES OF THE GRAND HALL, AT THE TRUSSES, TRUSS 3 THRU TRUSS 10.1, AND BETWEEN THE TRUSSES, TRUSS 3 THRU TRUSS 12. THE PROFILE SHALL MATCH THE DETAILS OF THE EXISTING BASE PROFILES. THE EXISTING CAST IRON BASE AT TRUSS 5 SHALL BE MAINTAINED AND BE REPAINTED. ALL NEW WOOD BASE INSTALLED AT TRUSSES AND BETWEEN TRUSSES SHALL BE PAINTED TO MATCH THE EXISTING PAINT COLOR OF THE TRUSS.
  - g. REPAIR AND CLEANING OF ALL STONE BASE LOCATED AT ALL PYLONS AND ALL DUCT ENCLOSURES.
  - h. CLEANING OF ALL STONE PYLONS IN THEIR ENTIRETY INCLUDING THE MECHANICAL GRILLES.

- i. REPAIR AND REPAINTING OF ALL SIDES OF ALL GYPSUM WALLBOARD SHAFT ENCLOSURES FULL HEIGHT (CEILING OF THE TRAINSHED) .
- j. REPAINTING OF ALL THE DECORATIVE STEEL FRAMEWORK IN FRONT THE ALL SHAFT ENCLOSURES.
- k. REPAINTING OF THE TRUSSES, TRUSS 3 THRU TRUSS 10.1, BOTH SIDES AND THE CORRUGATED METAL PANELING WITHIN THE REFERENCED TRUSSES TO APPROXIMATELY TWENTY FEET – HEIGHT OF THE TRUSSES'S FIRST CROSS MEMBER. REMOVE ALL DEBRIS AND CLEAN THE FLOOR WITHIN THE TRUSS FRAMEWORK AT ALL TRUSSES WITHIN THE SCOPE OF THE PROJECT..
- l. INSTALLATION AND PAINTING OF EXISTING AND NEW ACCESS DOORS AT THE SHAFT WALLS.
- m. REPAINTING OF THE FENCE/GATES, ENTIRE LENGTH, BOTH SIDES. GATES/FENCE IS LOCATED BETWEEN THE GRAND HALL AND THE LINK.
- n. REPAINTING OF ALL STAIR RAILINGS NOT LIMITED TO THE STAIRS TO THE BALLROOM LEVEL AND THE FOUR EXIT STAIRS LOCATED AT THE SOUTH END OF THE GRAND HALL.
- o. REPAIR AND REPAINTING OF THE EXISTING OR NEW STEEL RAILINGS, AND FINISHING AND/OR REFINISHING THE EXISTING WOOD COMPONENTS, TOP RAIL AND HANDRAIL AT ALL LOCATIONS.
- p. REPAINTING OF ALL DOORS AND FRAMES THAT ARE ACCESSIBLE AND VISIBLE IN THE GRAND HALL.
- q. REPAIR AND REPLACEMENT OF MISSING SECTIONS OF TILE FLOOR BENEATH THE GATE.
- r. CLEANING OF ALL MECHANICAL GRILLES LOCATED ON THE PYLONS AND THE NORTH STONE WALL ABOVE THE FOUNTAINS.
- s. FURNISH AND INSTALL NEW STONE BASE, WALLS, PANELS AND BULL NOSE.
- t. AFTER COMPLETING THE REPAINTING OF THE WINDOWS, BETWEEN TRUSS 3 THRU TRUSS 12, BOTH SIDES OF THE GRAND HALL, CLEAN ALL INTERIOR WINDOWS BETWEEN TRUSS 3 THRU 12, BOTH SIDES.



CONSULTANTS

SEAL

PROJECT # 4309.27

ALL DIMENSIONS MUST BE VERIFIED BY CONTRACTOR AND THE ARCHITECT NOTIFIED OF ANY DISCREPANCIES BEFORE PROCEEDING WITH THE CONSTRUCTION

DO NOT SCALE DRAWINGS  
 ©2023 VITETTA

PROJECT TITLE

**PENNSYLVANIA CONVENTION CENTER  
 TRAINSHED - INTERIOR REPAIRS**  
 1101 ARCH STREET  
 PHILADELPHIA, PA 19107

DRAWING TITLE

**GENERAL NOTES  
 AND KEY PLAN**

SCALE	AS NOTED
DRAWN	
CHECKED	
APPROVED	
DATE	NOVEMBER 30, 2023

REVISIONS	SYMBOL	DATE	DESCRIPTION

DRAWING #

**G-101**



CONSULTANTS

SEAL

PROJECT # 4309.27  
 ALL DIMENSIONS MUST BE VERIFIED BY CONTRACTOR AND THE ARCHITECT NOTIFIED OF ANY DISCREPANCIES BEFORE PROCEEDING WITH THE CONSTRUCTION  
 DO NOT SCALE DRAWINGS  
 © 2023 VITETTA  
 PROJECT TITLE

**PENNSYLVANIA CONVENTION CENTER  
 TRAINSHED - INTERIOR REPAIRS**

1101 ARCH STREET  
 PHILADELPHIA, PA 19107

DRAWING TITLE

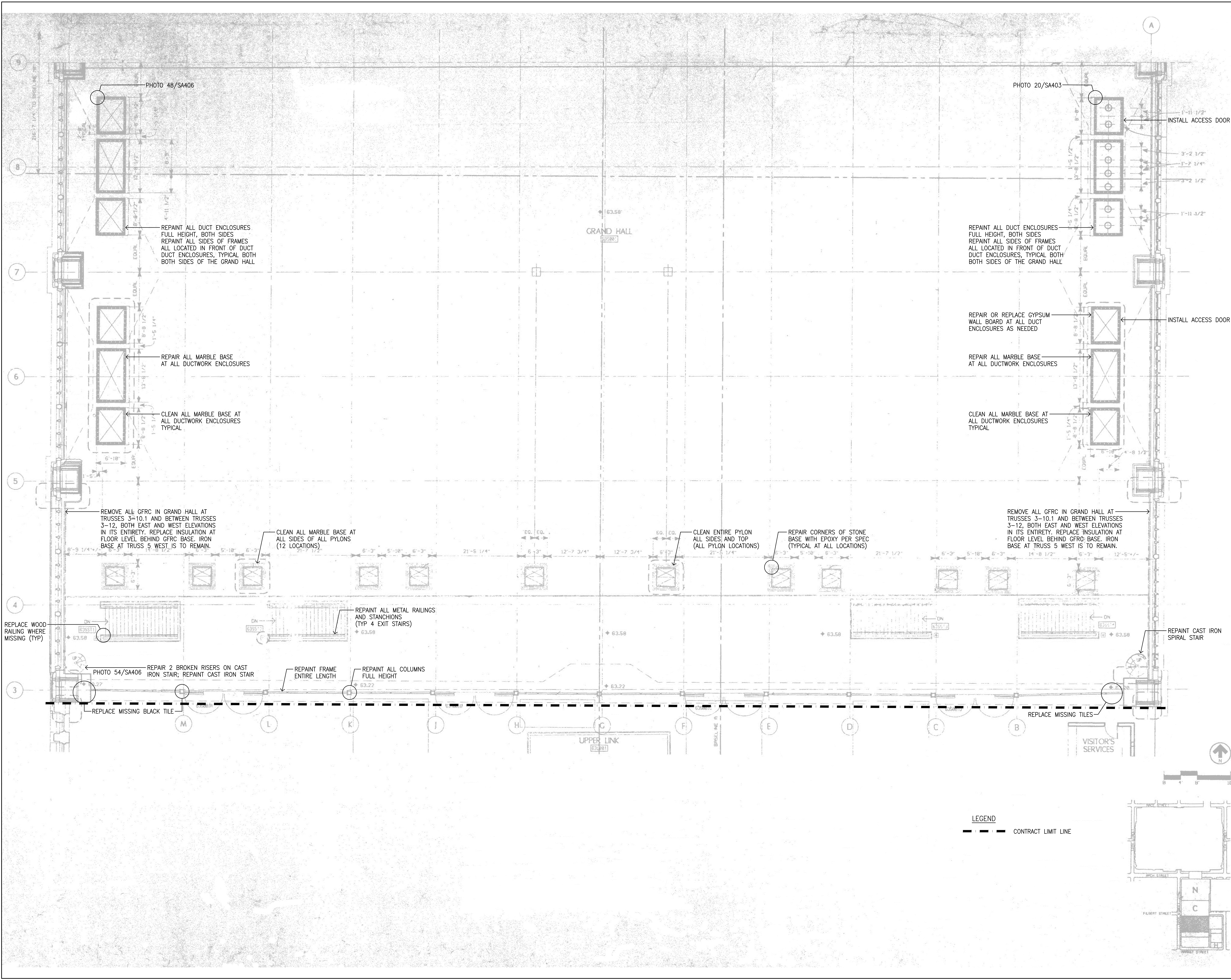
**GRAND HALL  
 FLOOR PLAN**

SCALE AS NOTED  
 DRAWN \_\_\_\_\_  
 CHECKED \_\_\_\_\_  
 APPROVED \_\_\_\_\_  
 DATE NOVEMBER 30, 2023

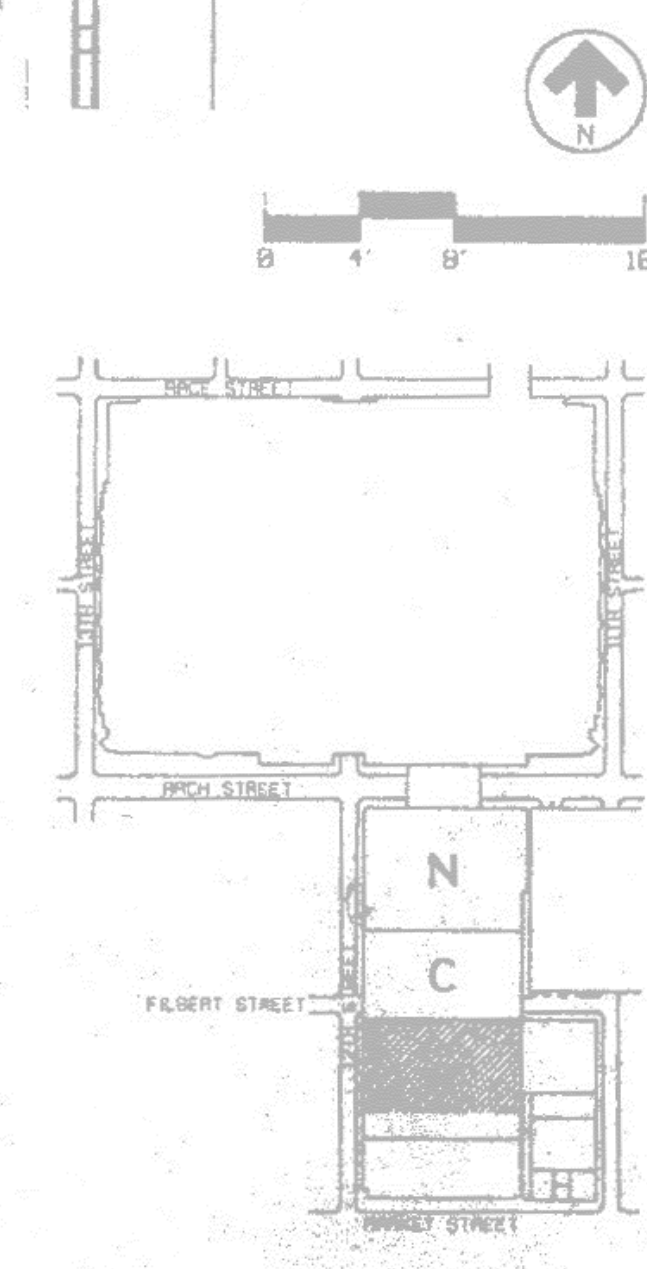
REVISIONS	SYMBOL	DATE	DESCRIPTION

DRAWING #

**SA-101**



**LEGEND**  
 - - - - - CONTRACT LIMIT LINE





CONSULTANTS

SEAL

PROJECT # 6309.27  
 ALL DIMENSIONS MUST BE VERIFIED BY CONTRACTOR AND THE ARCHITECT NOTIFIED OF ANY DISCREPANCIES BEFORE PROCEEDING WITH THE CONSTRUCTION  
 DO NOT SCALE DRAWINGS  
 © 2023 VITETTA  
 PROJECT TITLE

**PENNSYLVANIA CONVENTION CENTER  
 TRAINSHED - INTERIOR REPAIRS**

1101 ARCH STREET  
 PHILADELPHIA, PA 19107

DRAWING TITLE

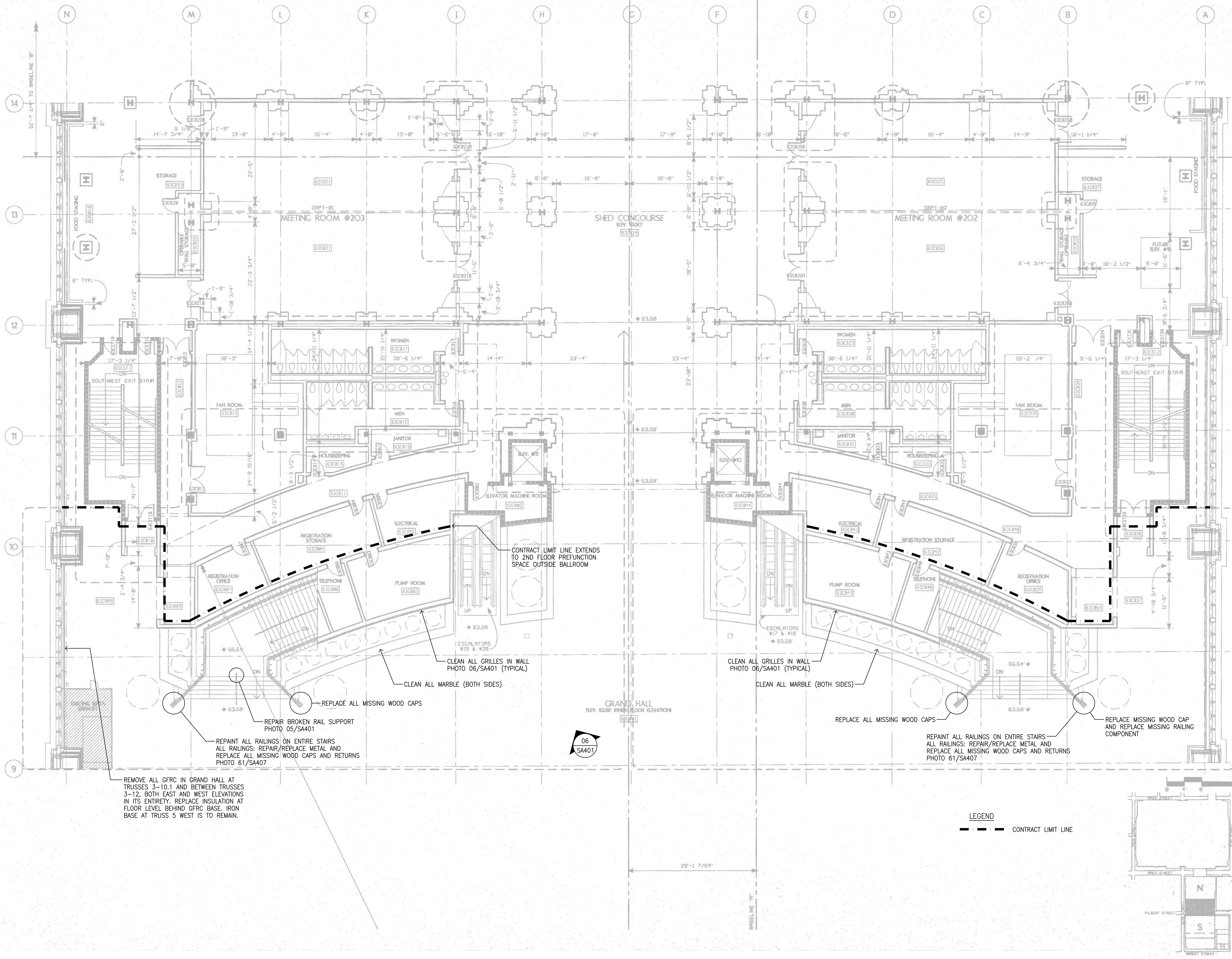
**TERRACES  
 FLOOR PLAN**

SCALE AS NOTED  
 DRAWN \_\_\_\_\_  
 CHECKED \_\_\_\_\_  
 APPROVED \_\_\_\_\_  
 DATE NOVEMBER 30, 2023

REVISIONS	SYMBOL	DATE	DESCRIPTION

DRAWING #

**SA-102**



REMOVE ALL GFRC IN GRAND HALL AT TRUSSES 3-10.1 AND BETWEEN TRUSSES 3-12, BOTH EAST AND WEST ELEVATIONS IN ITS ENTIRETY. REPLACE INSULATION AT FLOOR LEVEL BEHIND GFRC BASE. IRON BASE AT TRUSS 5 WEST IS TO REMAIN.

REPAIR BROKEN RAIL SUPPORT PHOTO 05/SA401  
 REPAINT ALL RAILINGS ON ENTIRE STAIRS ALL RAILINGS; REPAIR/REPLACE METAL AND REPLACE ALL MISSING WOOD CAPS AND RETURNS PHOTO 61/SA407

REPLACE ALL MISSING WOOD CAPS

CLEAN ALL MARBLE (BOTH SIDES)

CLEAN ALL GRILLES IN WALL PHOTO 06/SA401 (TYPICAL)

CONTRACT LIMIT LINE EXTENDS TO 2ND FLOOR PREFUNCTION SPACE OUTSIDE BALLROOM



CLEAN ALL GRILLES IN WALL PHOTO 06/SA401 (TYPICAL)

CLEAN ALL MARBLE (BOTH SIDES)

REPLACE ALL MISSING WOOD CAPS

REPAINT ALL RAILINGS ON ENTIRE STAIRS ALL RAILINGS; REPAIR/REPLACE METAL AND REPLACE ALL MISSING WOOD CAPS AND RETURNS PHOTO 61/SA407

REPLACE MISSING WOOD CAP AND REPLACE MISSING RAILING COMPONENT

LEGEND

--- CONTRACT LIMIT LINE



CONSULTANTS

SEAL

PROJECT # 4309.27  
 ALL DIMENSIONS MUST BE VERIFIED BY CONTRACTOR AND THE ARCHITECT NOTIFIED OF ANY DISCREPANCIES BEFORE PROCEEDING WITH THE CONSTRUCTION  
 DO NOT SCALE DRAWINGS  
 © 2023 VITETTA  
 PROJECT TITLE

**PENNSYLVANIA CONVENTION CENTER  
 TRAINSHED - INTERIOR REPAIRS**

1101 ARCH STREET  
 PHILADELPHIA, PA 19107

DRAWING TITLE

**EAST INTERIOR  
 ELEVATION**

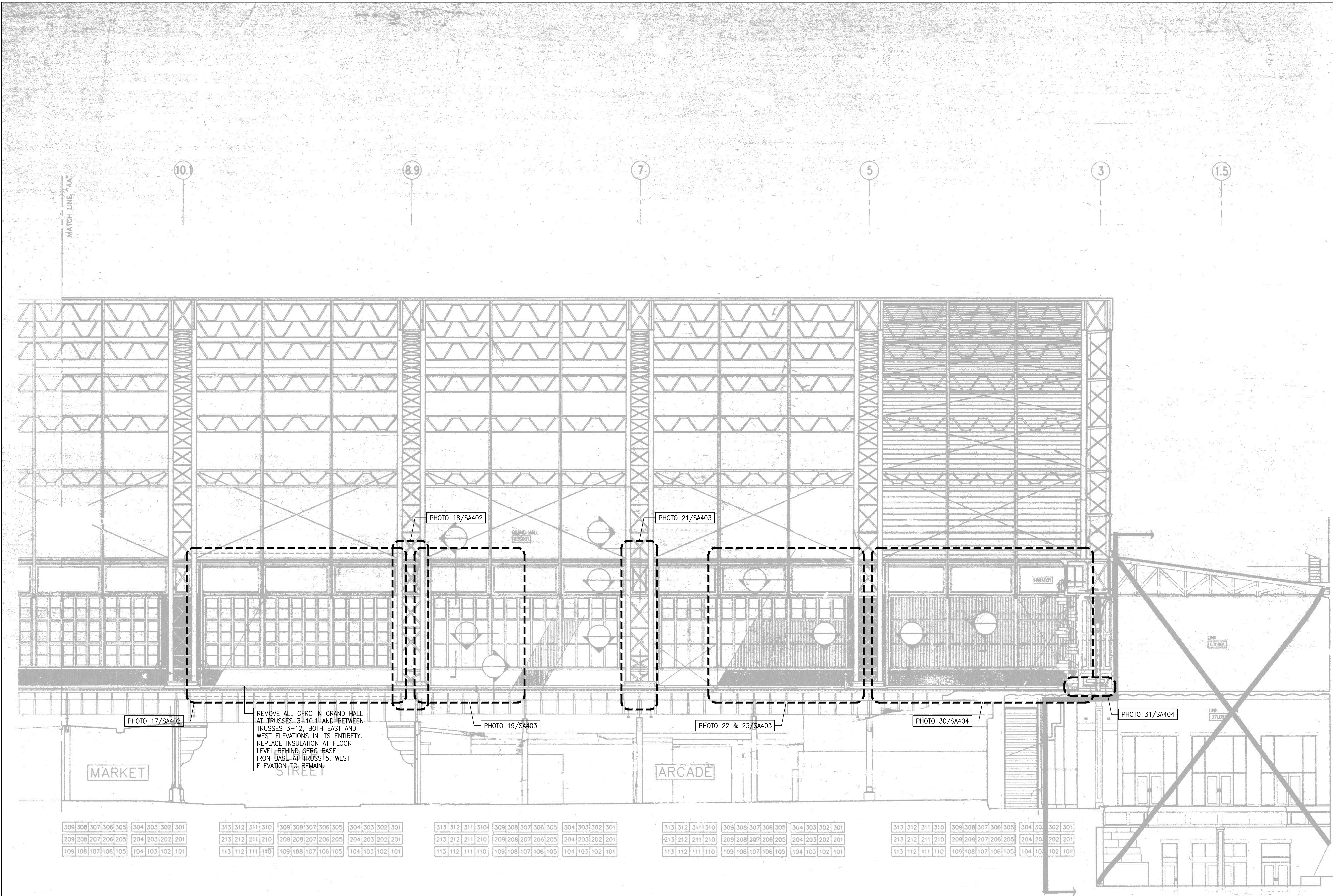
SCALE AS NOTED  
 DRAWN \_\_\_\_\_  
 CHECKED \_\_\_\_\_  
 APPROVED \_\_\_\_\_  
 DATE NOVEMBER 30, 2023

REVISIONS

SYMBOL	DATE	DESCRIPTION

DRAWING #

**SA-201**





CONSULTANTS

SEAL

PROJECT # 4309.27  
 ALL DIMENSIONS MUST BE VERIFIED BY CONTRACTOR AND THE ARCHITECT NOTIFIED OF ANY DISCREPANCIES BEFORE PROCEEDING WITH THE CONSTRUCTION  
 DO NOT SCALE DRAWINGS  
 © 2023 VITETTA  
 PROJECT TITLE

**PENNSYLVANIA CONVENTION CENTER  
 TRAINSHED - INTERIOR REPAIRS**

1101 ARCH STREET  
 PHILADELPHIA, PA 19107

DRAWING TITLE

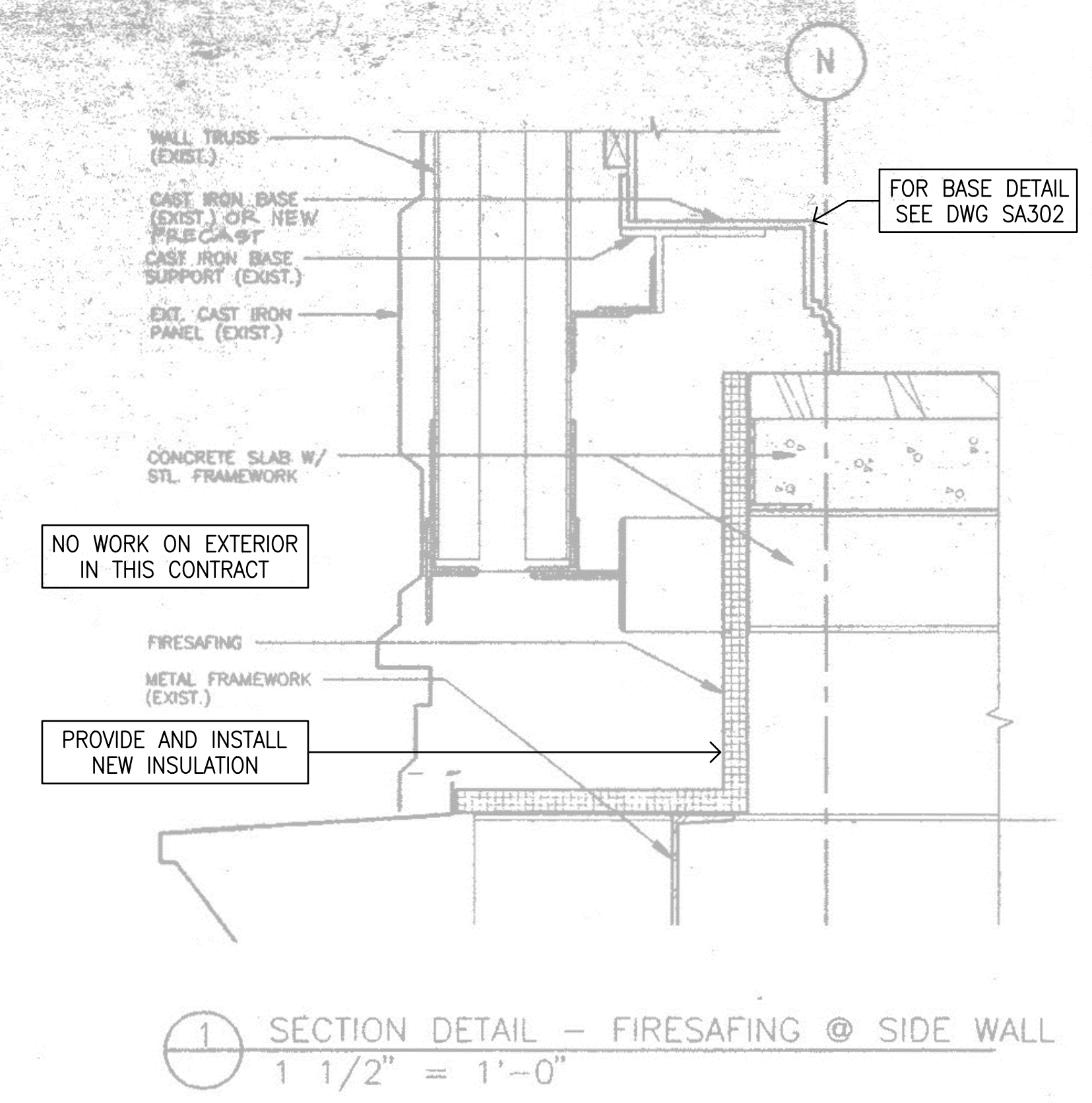
**SOUTH INTERIOR  
 ELEVATION**

SCALE AS NOTED  
 DRAWN \_\_\_\_\_  
 CHECKED \_\_\_\_\_  
 APPROVED \_\_\_\_\_  
 DATE NOVEMBER 30, 2023

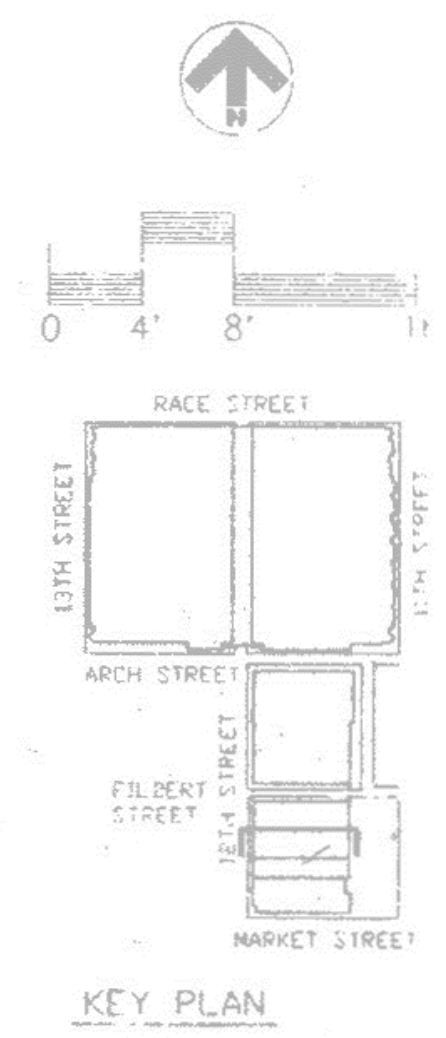

SYMBOL	DATE	DESCRIPTION

DRAWING #

**SA-202**



1 SECTION DETAIL - FIRESAFING @ SIDE WALL  
 1 1/2" = 1'-0"



KEY PLAN



CONSULTANTS

SEAL

PROJECT # 4309.27  
 ALL DIMENSIONS MUST BE VERIFIED BY CONTRACTOR AND THE ARCHITECT NOTIFIED OF ANY DISCREPANCIES BEFORE PROCEEDING WITH THE CONSTRUCTION  
 DO NOT SCALE DRAWINGS  
 © 2023 - VITETTA

PROJECT TITLE

**PENNSYLVANIA CONVENTION CENTER  
 TRAINSHED - INTERIOR REPAIRS**

1101 ARCH STREET  
 PHILADELPHIA, PA 19107

DRAWING TITLE

**WEST INTERIOR  
 ELEVATION**

SCALE AS NOTED

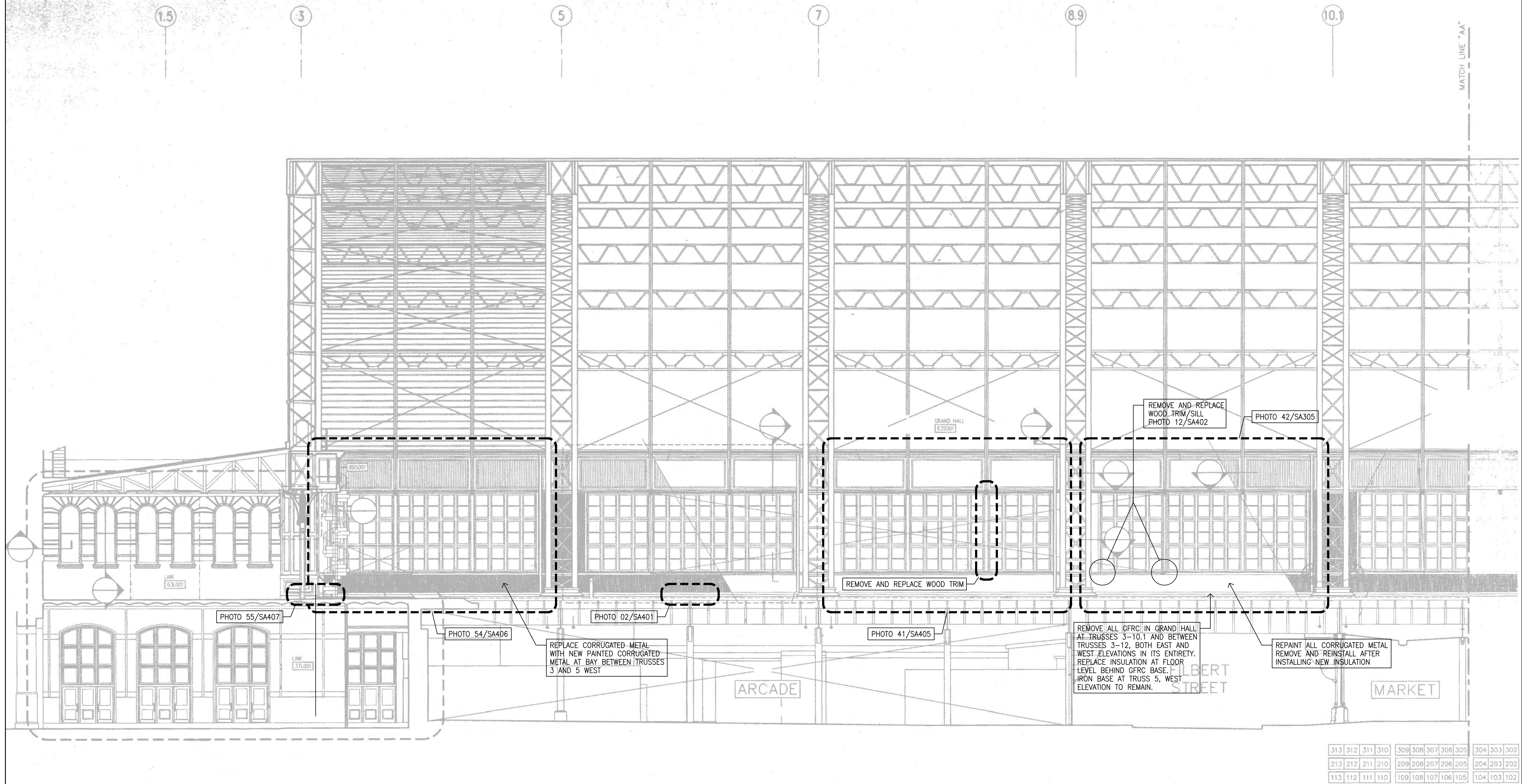
DRAWN \_\_\_\_\_  
 CHECKED \_\_\_\_\_  
 APPROVED \_\_\_\_\_  
 DATE NOVEMBER 30, 2023

REVISIONS

SYMBOL	DATE	DESCRIPTION

DRAWING #

**SA-203**



313	312	311	310	309	308	307	306	305	304	303	302
213	212	211	210	209	208	207	206	205	204	203	202
113	112	111	110	109	108	107	106	105	104	103	102



CONSULTANTS

SEAL

PROJECT # 4309.27  
 ALL DIMENSIONS MUST BE VERIFIED BY CONTRACTOR AND THE ARCHITECT NOTIFIED OF ANY DISCREPANCIES BEFORE PROCEEDING WITH THE CONSTRUCTION

DO NOT SCALE DRAWINGS  
 © 2023 VITETTA

PROJECT TITLE

**PENNSYLVANIA CONVENTION CENTER  
 TRAINSHED - INTERIOR REPAIRS**

1101 ARCH STREET  
 PHILADELPHIA, PA 19107

DRAWING TITLE

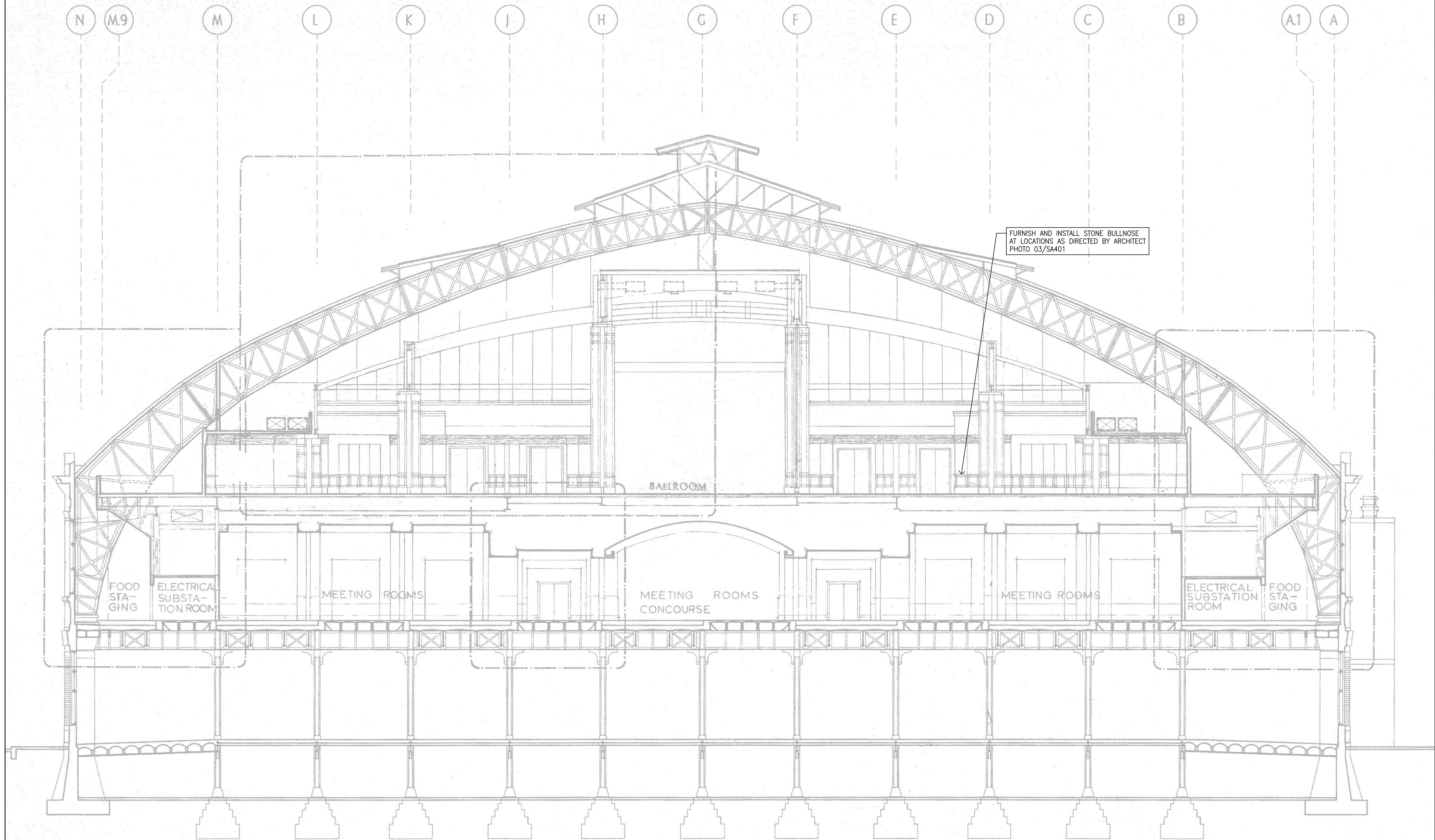
**NORTH INTERIOR  
 ELEVATION**

SCALE AS NOTED  
 DRAWN \_\_\_\_\_  
 CHECKED \_\_\_\_\_  
 APPROVED \_\_\_\_\_  
 DATE NOVEMBER 30, 2023

REVISIONS	SYMBOL	DATE	DESCRIPTION

DRAWING #

**SA-204**



EAST/WEST SECTION LOOKING NORTH AT BALLROOM



CONSULTANTS

SEAL

PROJECT # 4309.27  
 ALL DIMENSIONS MUST BE VERIFIED BY CONTRACTOR AND THE ARCHITECT NOTIFIED OF ANY DISCREPANCIES BEFORE PROCEEDING WITH THE CONSTRUCTION.  
 DO NOT SCALE DRAWINGS  
 © 2023 VITETTA

PROJECT TITLE

**PENNSYLVANIA CONVENTION CENTER  
 TRAINSHED - INTERIOR REPAIRS**

1101 ARCH STREET  
 PHILADELPHIA, PA 19107

DRAWING TITLE

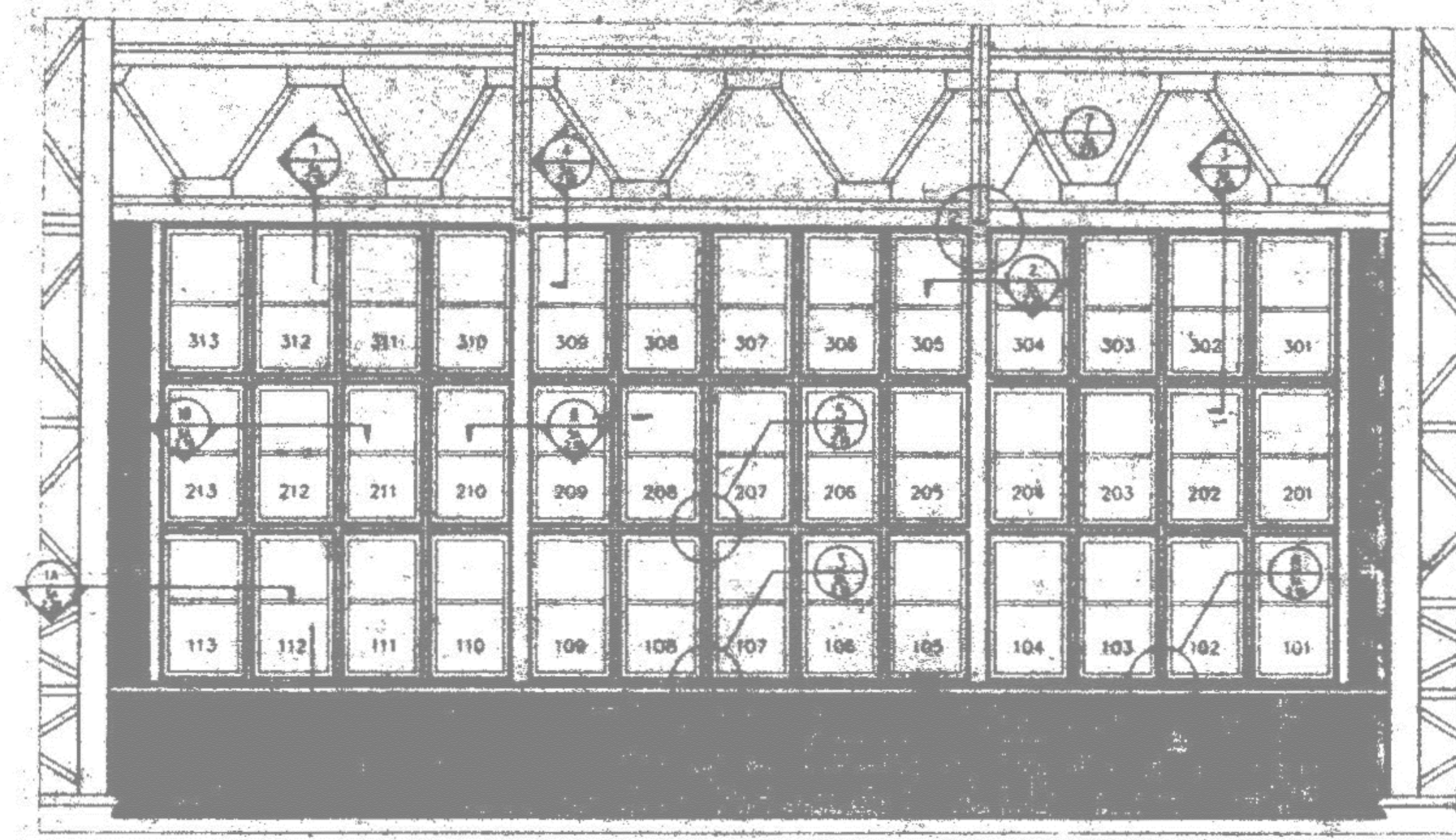
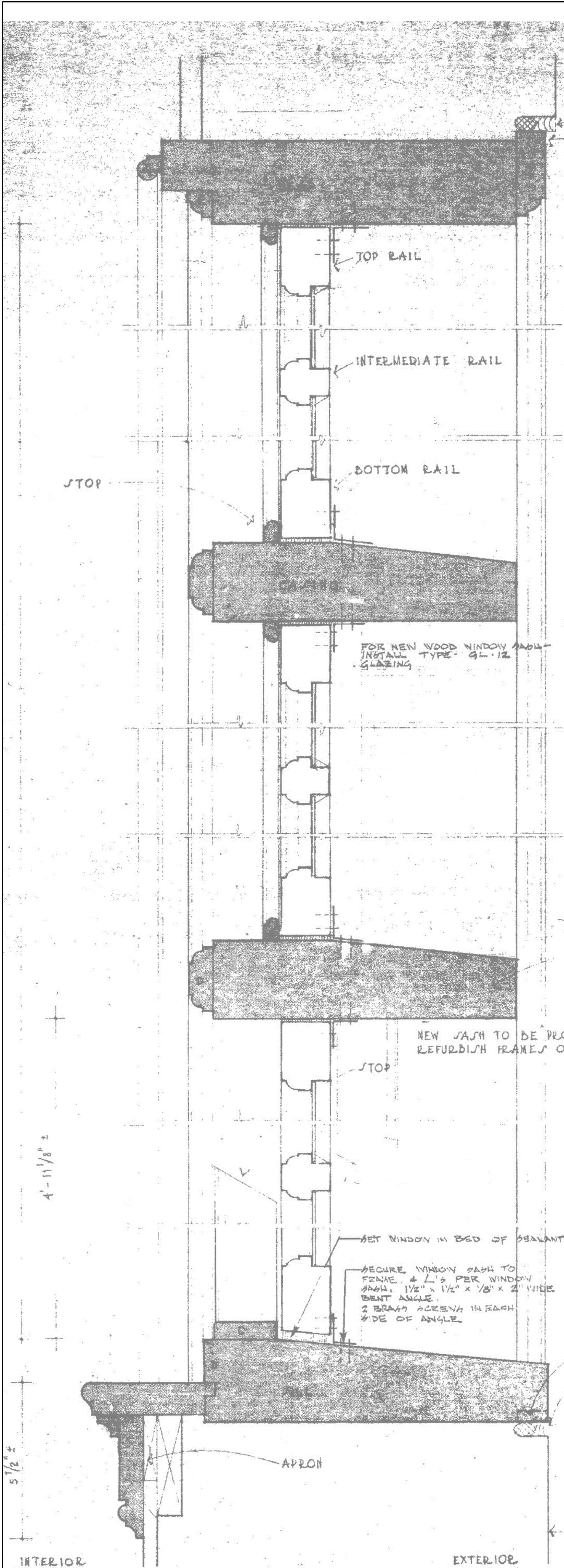
**WINDOW DETAILS**

SCALE AS NOTED  
 DRAWN \_\_\_\_\_  
 CHECKED \_\_\_\_\_  
 APPROVED \_\_\_\_\_  
 DATE NOVEMBER 30, 2023

REVISIONS	SYMBOL	DATE	DESCRIPTION

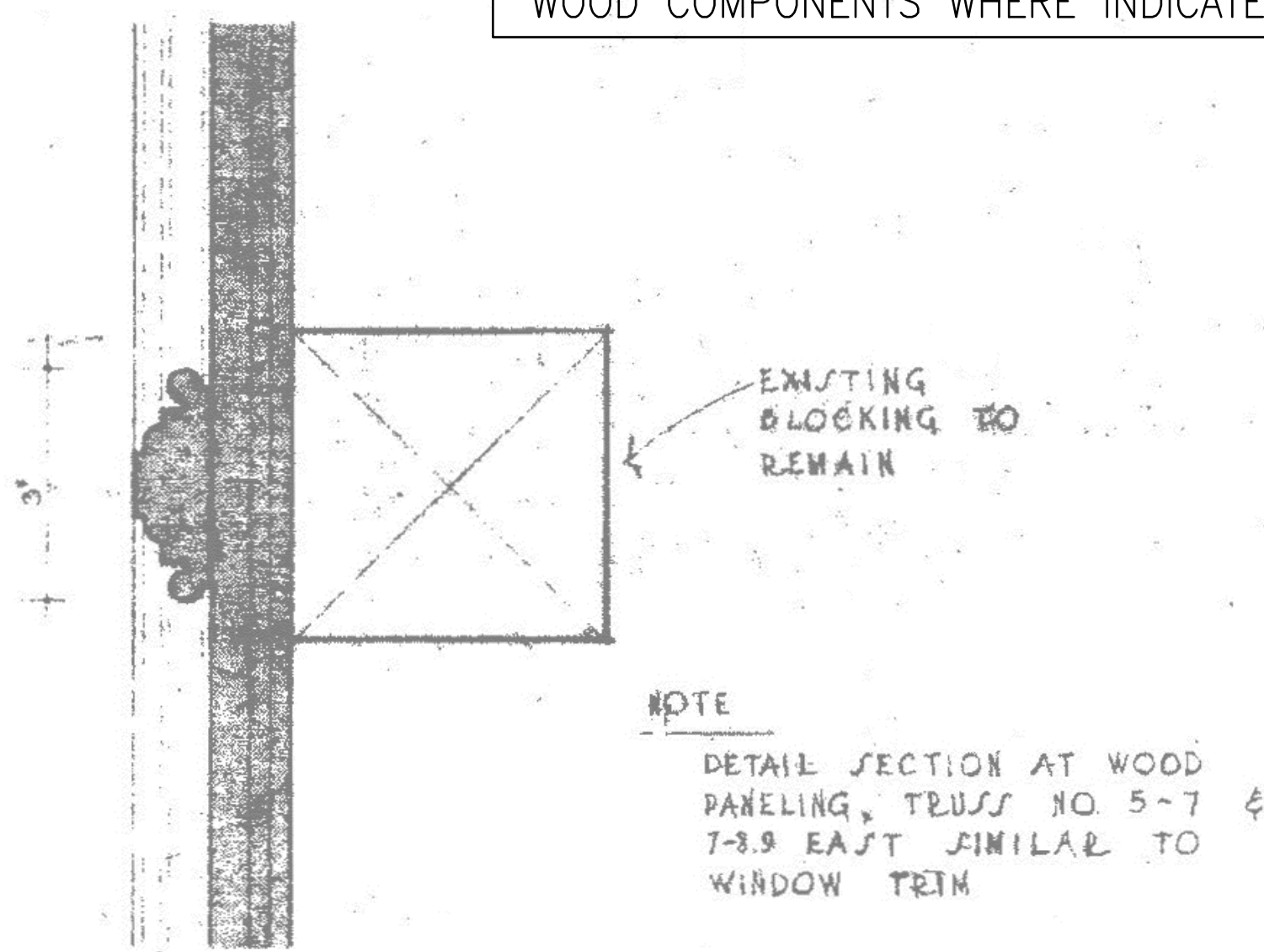
DRAWING #

**SA-301**



12 INTERIOR ELEV. TYP. BAY - SHED  
 NOT TO SCALE

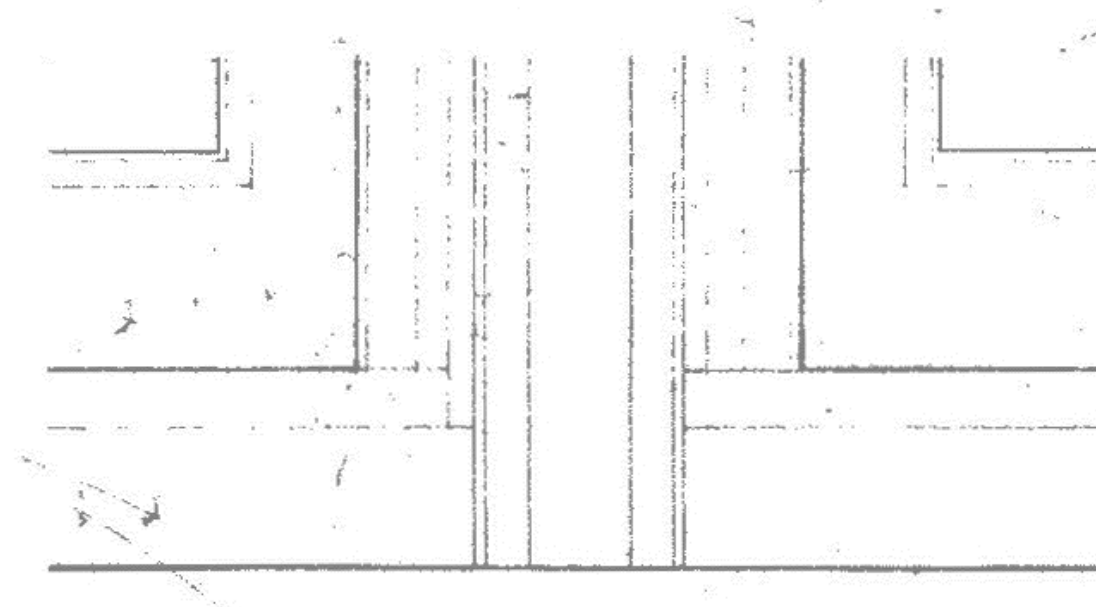
DETAILS ARE SHOWN FOR REPLACEMENT WOOD COMPONENTS WHERE INDICATED



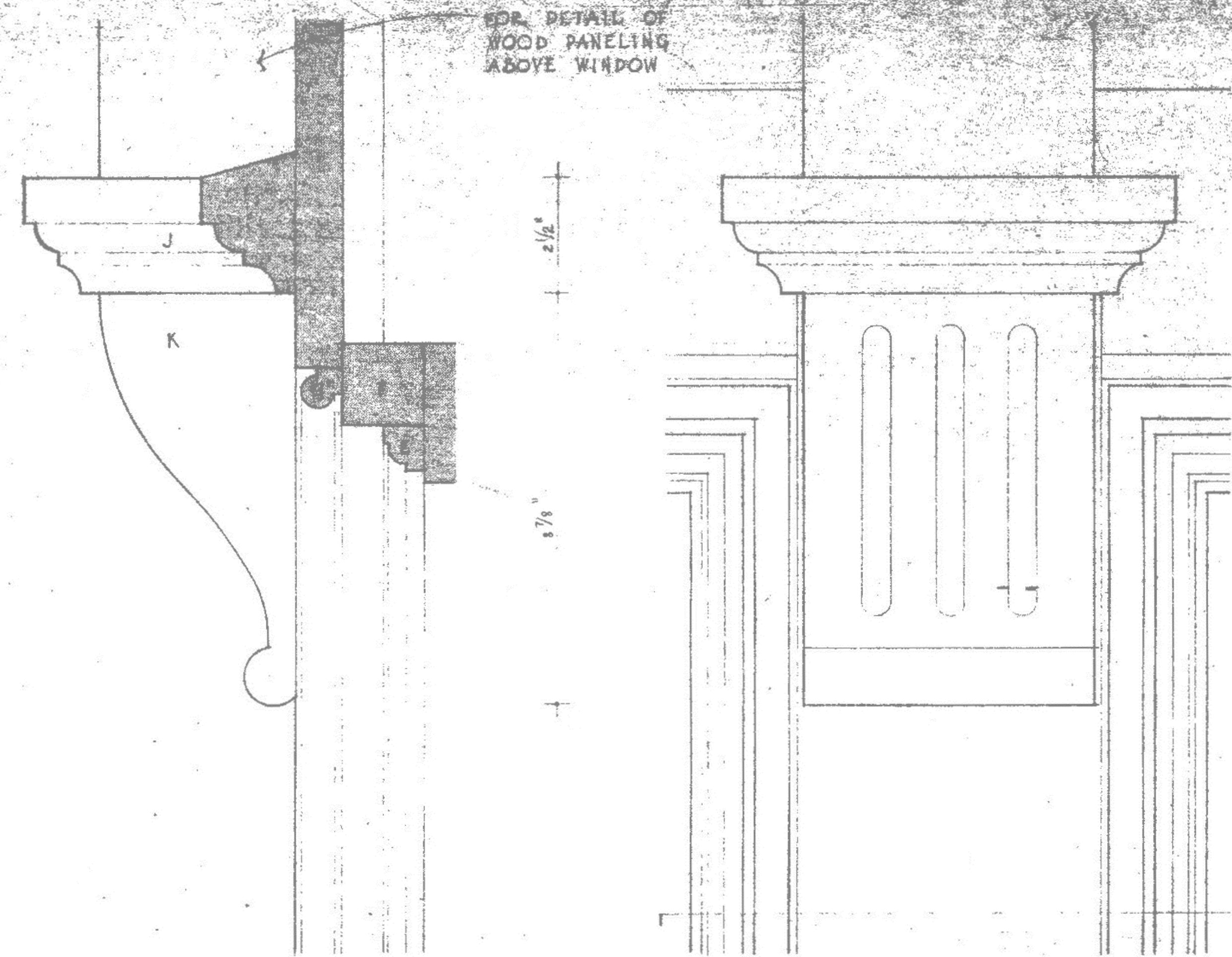
2 DETAIL SECTION AT WOOD PANELING  
 TRUSS NO 3-5 EAST  
 SCALE: ONE HALF FULL SIZE

LOCATION OF SEALANT AT EACH WINDOW BAY TO BE REVIEWED WITH ARCHITECT IN THE FIELD PRIOR TO START OF INSTALLATION


WOOD SASH  
 WOOD SILL  
 ALTERNATE LOCATION AT SILL  
 PROVIDE SEALANT WITH BACKER ROD AT PERIMETER OF ALL WINDOWS  
 WOOD APRON



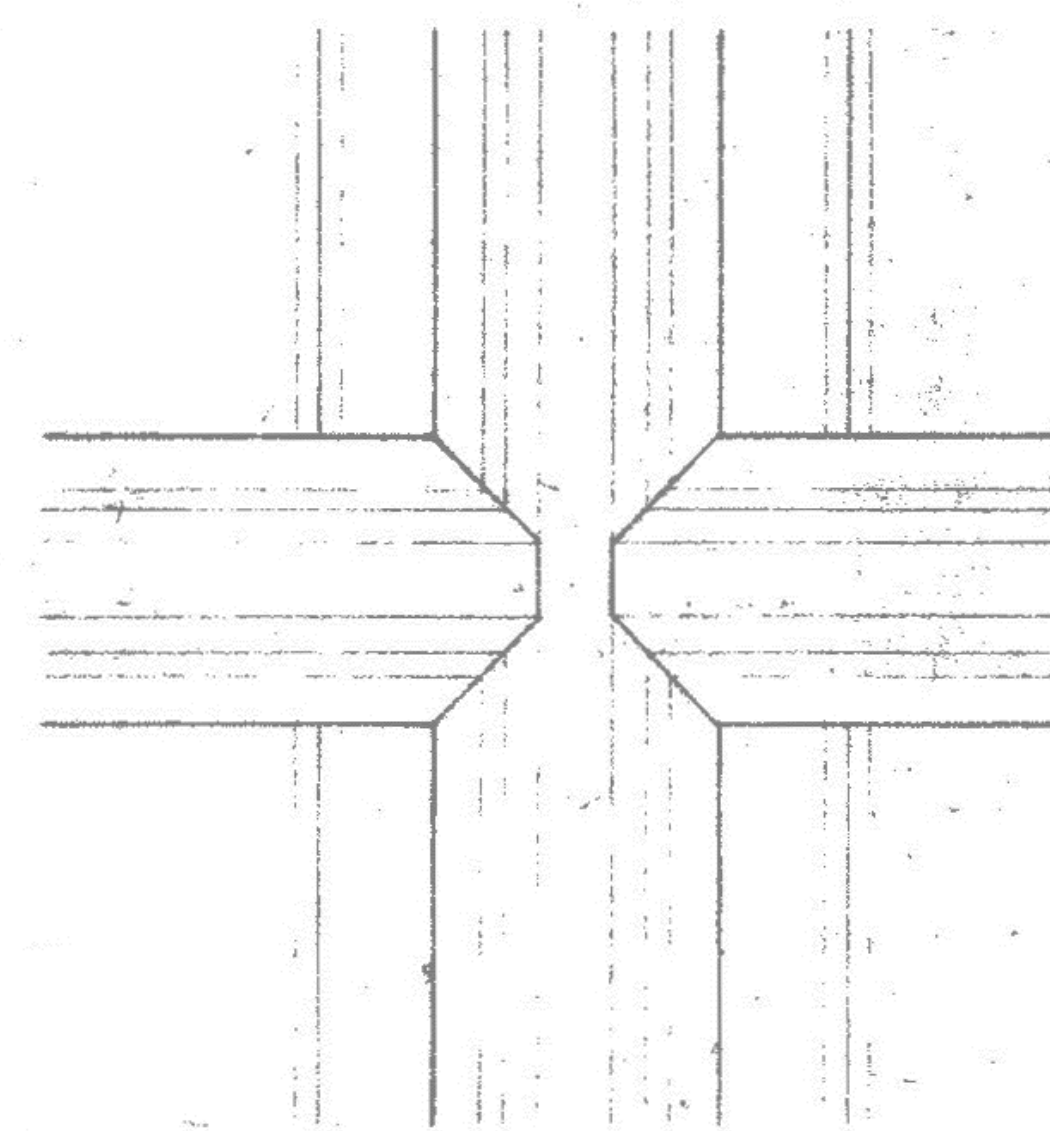
3 DETAIL ELEV AT SILL #1  
 SCALE: ONE HALF FULL SIZE



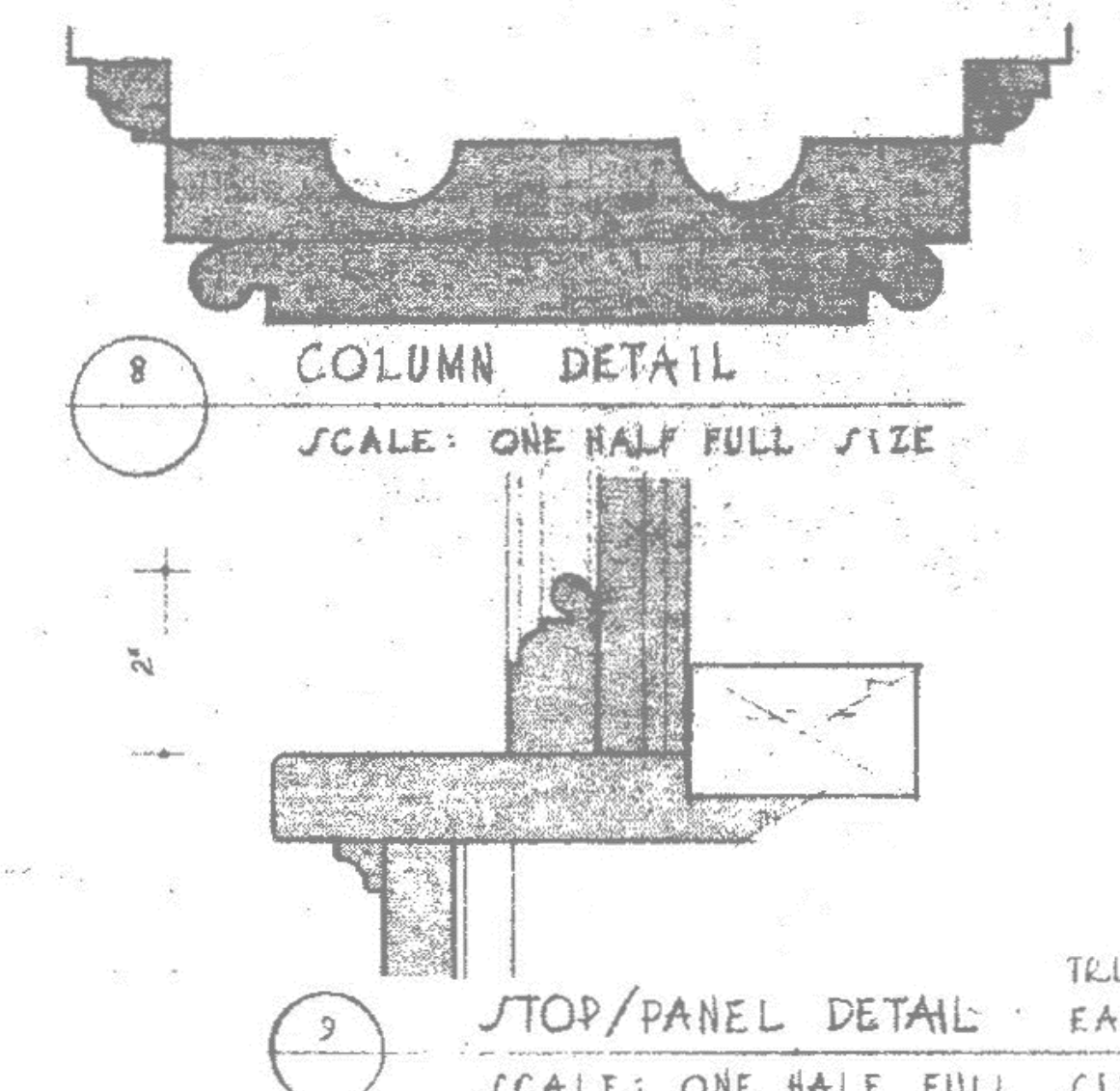
4 CAPITAL DETAIL  
 SCALE: ONE HALF FULL SIZE



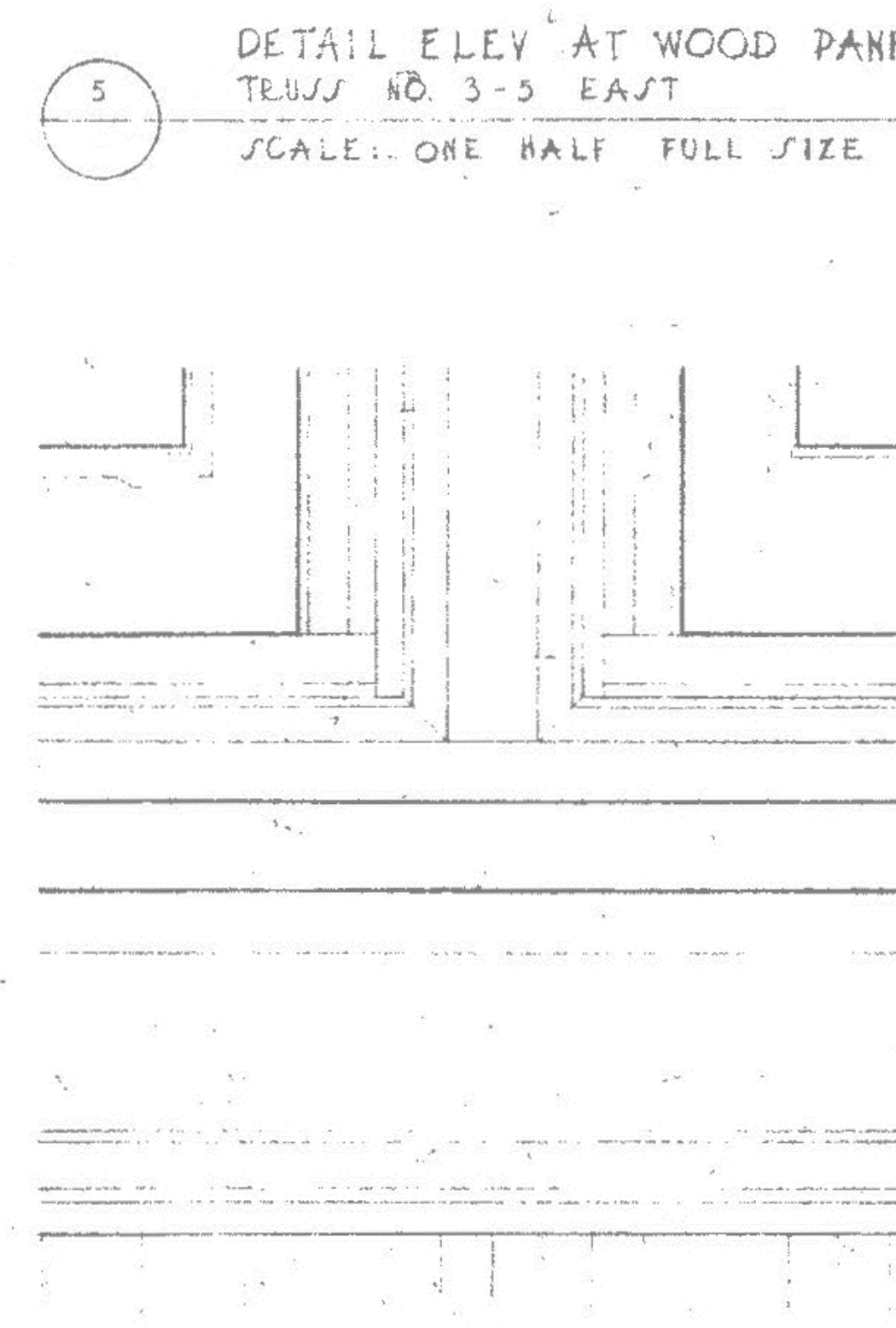
7 DETAIL ELEV AT CAPITAL  
 SCALE: ONE HALF FULL SIZE



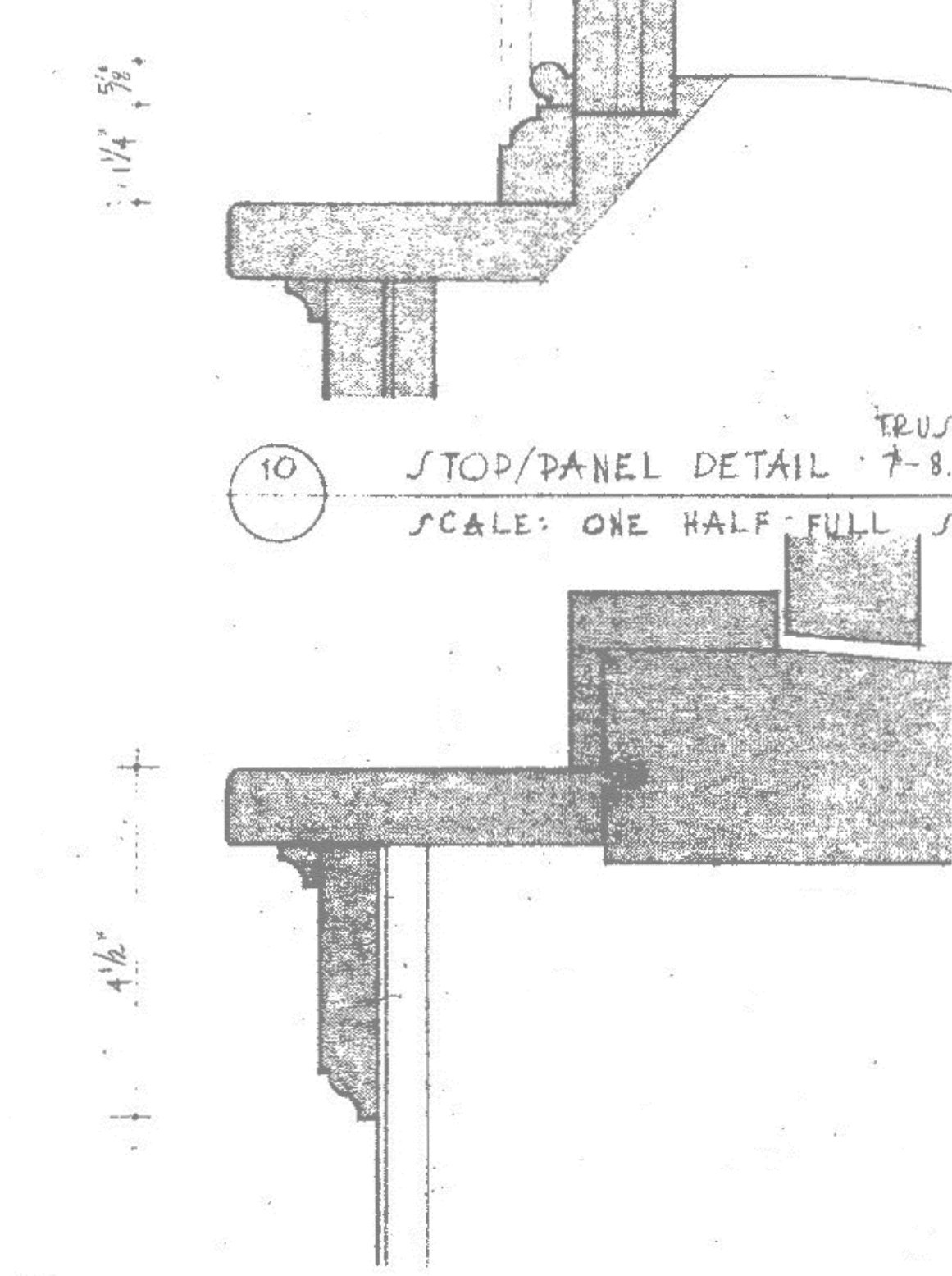
5 DETAIL ELEV AT WOOD PANELING  
 TRUSS NO. 3-5 EAST  
 SCALE: ONE HALF FULL SIZE



9 STOP/PANEL DETAIL - EAST  
 SCALE: ONE HALF FULL SIZE



6 DETAIL ELEV AT SILL #2  
 SCALE: ONE HALF FULL SIZE



11 SILL/APRON DETAIL - EAST WALL  
 SCALE: ONE HALF FULL SIZE



CONSULTANTS

SEAL

PROJECT # 4309.27

ALL DIMENSIONS MUST BE VERIFIED BY CONTRACTOR AND THE ARCHITECT NOTIFIED OF ANY DISCREPANCIES BEFORE PROCEEDING WITH THE CONSTRUCTION

DO NOT SCALE DRAWINGS  
© 2023 VITETTA

PROJECT TITLE

**PENNSYLVANIA CONVENTION CENTER  
TRAINSHED - INTERIOR REPAIRS**

1101 ARCH STREET  
PHILADELPHIA, PA 19107

DRAWING TITLE

**TRUSS AND  
WALL  
BASE DETAILS**

SCALE AS NOTED

DRAWN

CHECKED

APPROVED

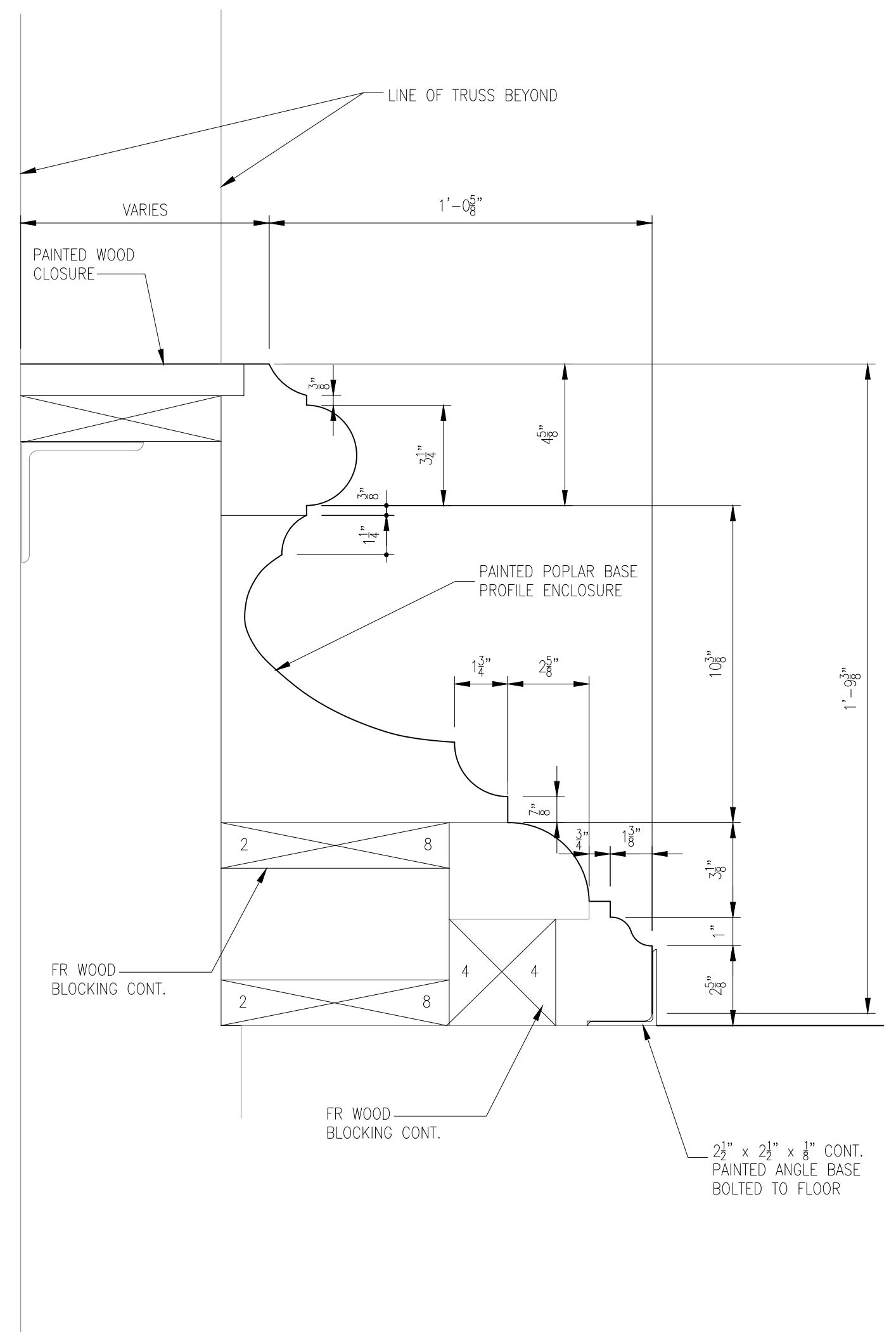
DATE NOVEMBER 30, 2023

REVISIONS

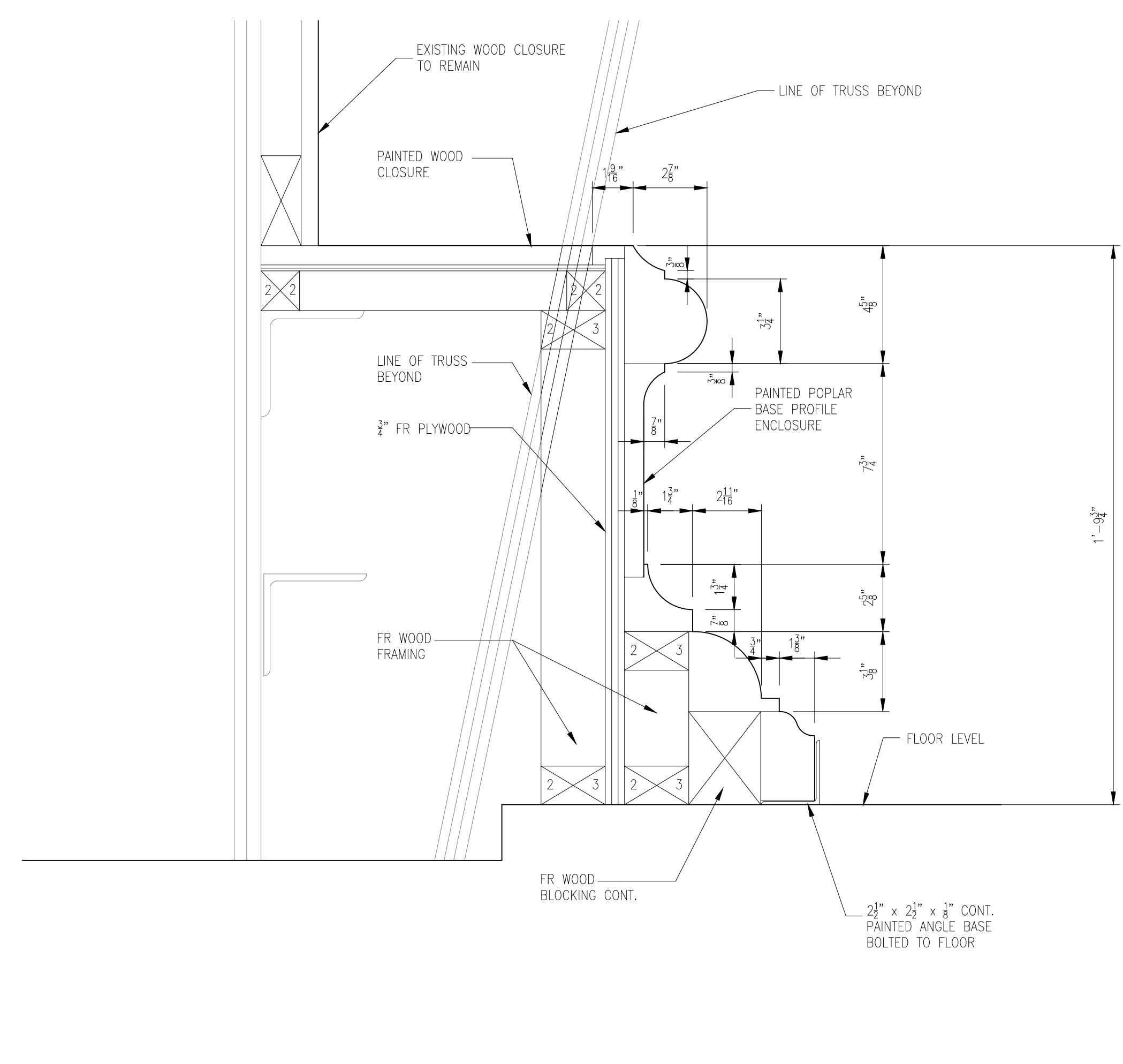
SYMBOL DATE DESCRIPTION

DRAWING #

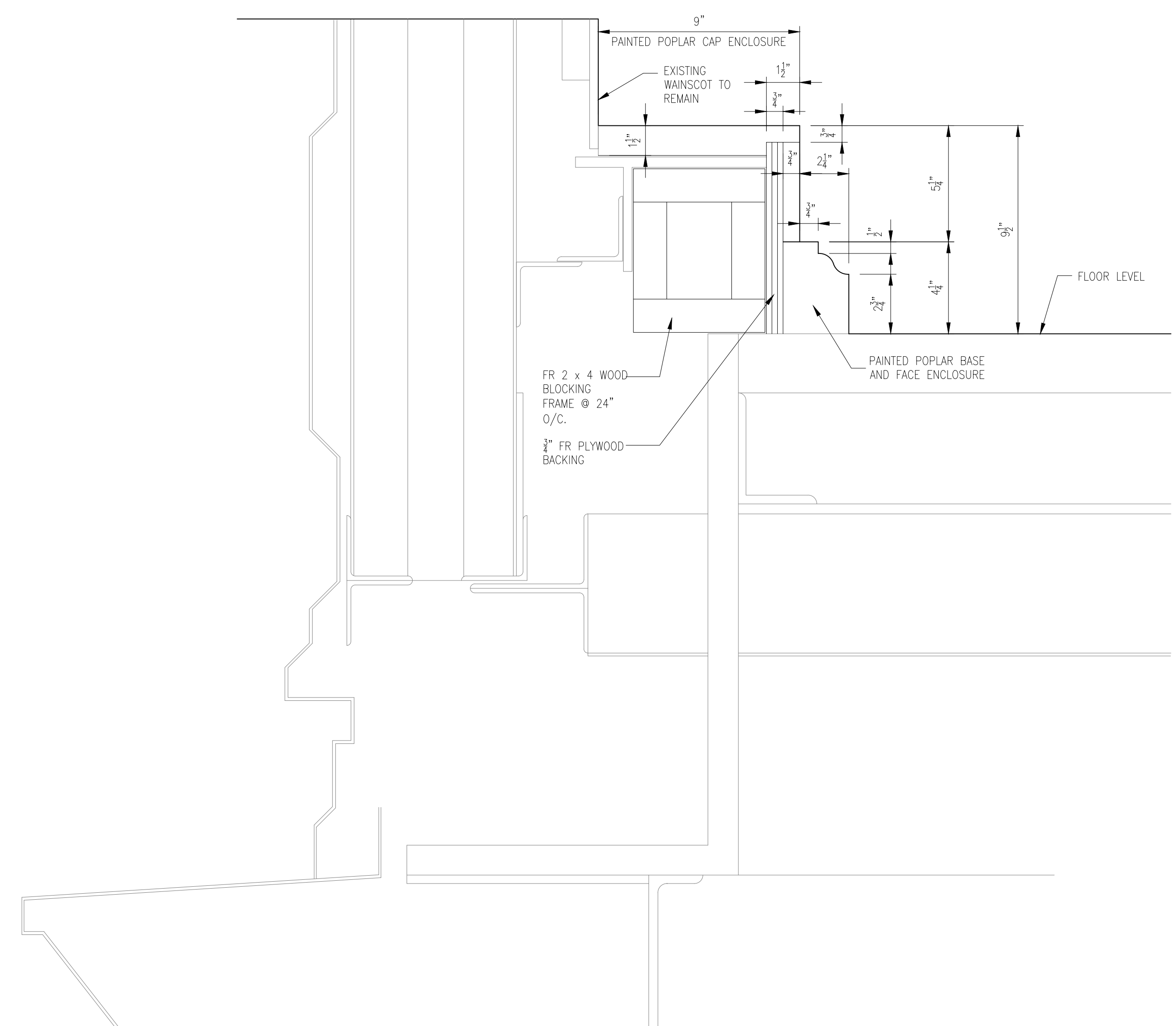
**SA-302**



1 SECTION DETAIL-REPLACEMENT TRUSS BASE - EAST WEST  
SCALE: 3/4" = 1'-0"



2 SECTION DETAIL-REPLACEMENT TRUSS BASE - NORTH SOUTH  
SCALE: 3/4" = 1'-0"



3 SECTION DETAIL-REPLACEMENT WALL BASE-NORTH SOUTH  
SCALE: 3/4" = 1'-0"



CONSULTANTS

SEAL

PROJECT # 4309.27

ALL DIMENSIONS MUST BE VERIFIED BY CONTRACTOR AND THE ARCHITECT NOTIFIED OF ANY DISCREPANCIES BEFORE PROCEEDING WITH THE CONSTRUCTION

DO NOT SCALE DRAWINGS  
 © 2023 VITETTA

PROJECT TITLE

**PENNSYLVANIA CONVENTION CENTER  
 TRAINSHED - INTERIOR REPAIRS**

1101 ARCH STREET  
 PHILADELPHIA, PA 19107

DRAWING TITLE

**REFERENCE  
 TRUSS AND WALL  
 DETAILS**

SCALE AS NOTED

DRAWN

CHECKED

APPROVED

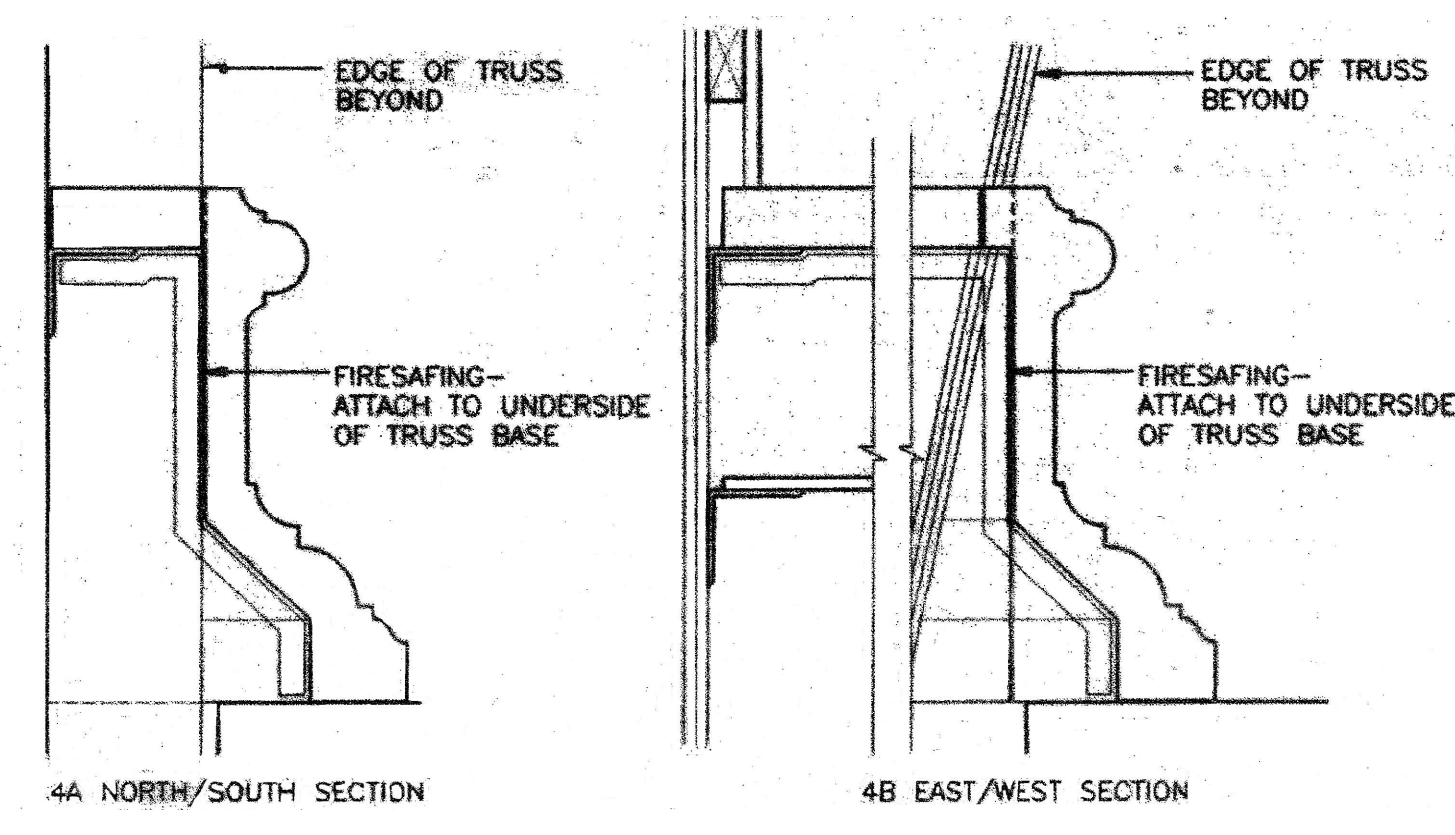
DATE NOVEMBER 30, 2023

REVISIONS

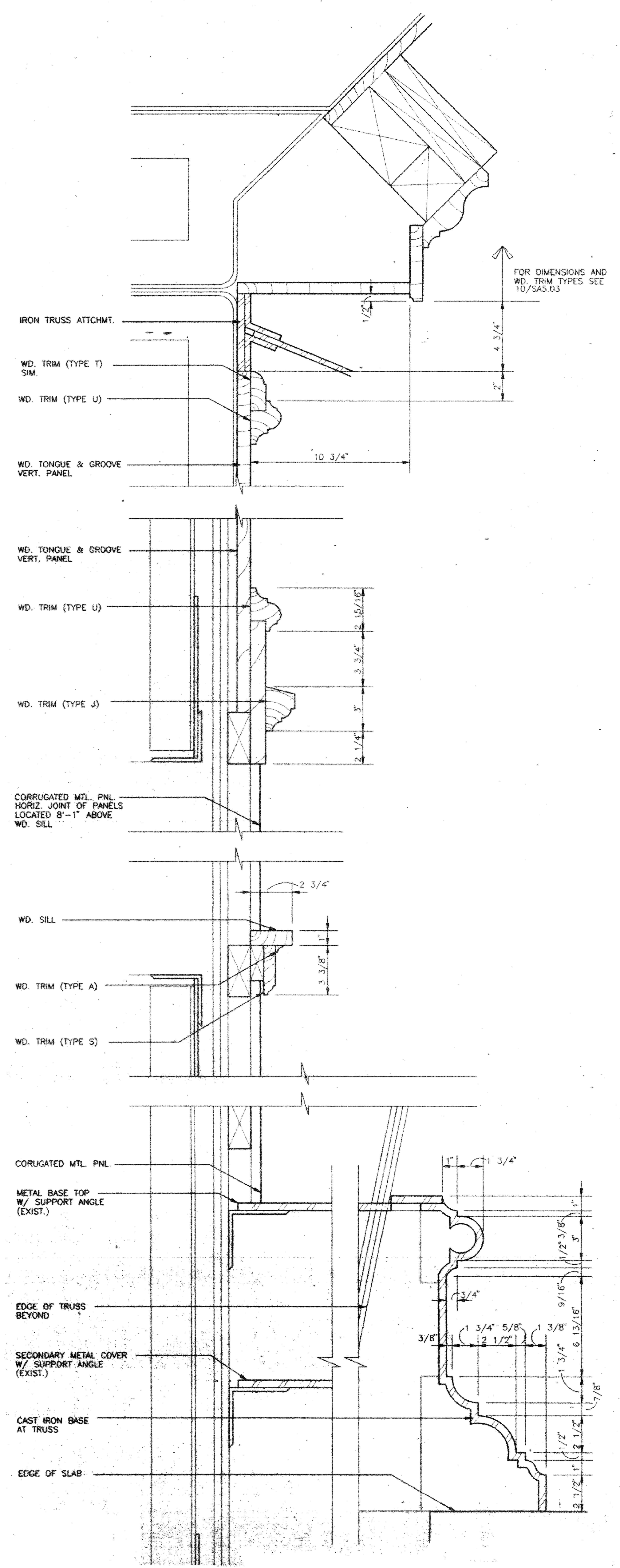
SYMBOL DATE DESCRIPTION

DRAWING #

**SA-303**



1 SECTION DETAIL - 1992 CONCRETE BASE @ TRUSS ( FOR REFERENCE ONLY )  
 SCALE: 3" = 1'-0"



2 SECTION EAST / WEST ELEVATION ( TYPICAL SECTION FOR REFERENCE ONLY )  
 SCALE: 3" = 1'-0"



CONSULTANTS

SEAL

PROJECT # 4309.27

ALL DIMENSIONS MUST BE VERIFIED BY CONTRACTOR AND THE ARCHITECT NOTIFIED OF ANY DISCREPANCIES BEFORE PROCEEDING WITH THE CONSTRUCTION

DO NOT SCALE DRAWINGS  
 © 2023 VITETTA

PROJECT TITLE

**PENNSYLVANIA CONVENTION CENTER  
 TRAINSHED - INTERIOR REPAIRS**

1101 ARCH STREET  
 PHILADELPHIA, PA 19107

DRAWING TITLE

**PHOTO  
 DETAILS**

SCALE AS NOTED

DRAWN

CHECKED

APPROVED


DATE NOVEMBER 30, 2023

REVISIONS

SYMBOL DATE DESCRIPTION

DRAWING #

**SA-401**



06 PHOTO 06  
 SA401 NOT TO SCALE



03 PHOTO 03  
 SA401 NOT TO SCALE



05 PHOTO 05  
 SA401 NOT TO SCALE



02 PHOTO 02  
 SA401 NOT TO SCALE



07 PHOTO 07  
 SA401 NOT TO SCALE

04 PHOTO 04 - NOT USED  
 SA401 NOT TO SCALE

01 PHOTO 01 - NOT USED  
 SA401 NOT TO SCALE

09 PHOTO 09 - NOT USED  
 SA401 NOT TO SCALE

08 PHOTO 08 - NOT USED  
 SA401 NOT TO SCALE



CONSULTANTS

SEAL

PROJECT # 4309.27  
 ALL DIMENSIONS MUST BE VERIFIED BY CONTRACTOR AND THE ARCHITECT NOTIFIED OF ANY DISCREPANCIES BEFORE PROCEEDING WITH THE CONSTRUCTION  
 DO NOT SCALE DRAWINGS  
 © 2023 VITETTA

PROJECT TITLE

**PENNSYLVANIA CONVENTION CENTER  
 TRAINSHED - INTERIOR REPAIRS**

1101 ARCH STREET  
 PHILADELPHIA, PA 19107

DRAWING TITLE

**PHOTO  
 DETAILS**

SCALE AS NOTED  
 DRAWN \_\_\_\_\_  
 CHECKED \_\_\_\_\_  
 APPROVED \_\_\_\_\_  
 DATE NOVEMBER 30, 2023

REVISIONS	SYMBOL	DATE	DESCRIPTION

DRAWING #

**SA-402**



← REPAINT TRUSS FROM FLOOR TO HORIZONTAL CROSS MEMBER APPROXIMATELY 20 FEET ABOVE FLOOR AT TRUSS 3 TO TRUSS 10.1, BOTH ELEVATIONS

← REPLACE BASE AT TRUSSES, TRUSS 3 THRU 10.1, BOTH ELEVATIONS, EXCEPT CAST IRON AT TRUSS 5

18 PHOTO 18  
 SA402 NOT TO SCALE



← REPAINT WINDOWS

15 PHOTO 15  
 SA402 NOT TO SCALE



← REPLACE WOOD TRIM WITH NEW DUTCHMAN FULL WIDTH TO EXISTING JOINT (HEIGHT)

12 PHOTO 12  
 SA402 NOT TO SCALE




← REPAINT ALL WOOD AND GYPSUM WALLBOARD

← REPAINT ALL WOOD WINDOWS

← REPAINT ALL CORRUGATED METAL PANELS

← REPLACE ALL GFRC BASE BETWEEN TRUSS 3 AND TRUSS 12, BOTH ELEVATIONS

17 PHOTO 17  
 SA402 NOT TO SCALE



← REPLACE WOOD TRIM

14 PHOTO 14  
 SA402 NOT TO SCALE

11 PHOTO 11 - NOT USED  
 SA402 NOT TO SCALE



16 PHOTO 16  
 SA402 NOT TO SCALE




← REPLACE 50% OF ALL INTERIOR WINDOW STOPS AS DIRECTED BY ARCHITECT

← REPLACE WOOD TRIM

13 PHOTO 13  
 SA402 NOT TO SCALE


10 PHOTO 10 - NOT USED  
 SA402 NOT TO SCALE





PROVIDE AND INSTALL FIRE RATED ACCESS DOOR. PAINT ACCESS DOOR TO MATCH WALL COLOR

27 PHOTO 27  
A403 NOT TO SCALE



REPAINT ALL WOOD WINDOWS  
REPAINT ALL WOOD PANELING  
REPAINT ALL CORRUGATED METAL PANELING

24 PHOTO 24  
A403 NOT TO SCALE



REPAIR CORNER OF GYPSUM WALL BOARD AND REPAINT  
REPLACE ALL CFRC TRUSS BASES, TRUSS 3 TO 10.1  
REPLACE BAY BASE

21 PHOTO 21  
A403 NOT TO SCALE



REPAIR WOOD TRIM

26 PHOTO 26  
A403 NOT TO SCALE



REPAINT ALL WOOD PANELING


23 PHOTO 23  
A403 NOT TO SCALE



REPAIR CORNER OF GYPSUM WALL BOARD; REPAINT WALL BOARD AND METAL FRAMES FULL HEIGHT

REPAIR CORNER OF MARBLE BASE

20 PHOTO 20  
A403 NOT TO SCALE



REPAINT WOOD INFILL AT ALL LOCATIONS

22 PHOTO 22  
A403 NOT TO SCALE



REPAINT WOOD INFILL AT ALL LOCATIONS

REMOVE AND REPLACE THE BASE BETWEEN THE TRUSSES

19 PHOTO 19  
A403 NOT TO SCALE

25 PHOTO 25 - NOT USED  
A403 NOT TO SCALE

CONSULTANTS

SEAL

PROJECT # 4309.27  
ALL DIMENSIONS MUST BE VERIFIED BY CONTRACTOR AND THE ARCHITECT NOTIFIED OF ANY DISCREPANCIES BEFORE PROCEEDING WITH THE CONSTRUCTION

DO NOT SCALE DRAWINGS  
© 2023 VITETTA

PROJECT TITLE

**PENNSYLVANIA CONVENTION CENTER  
TRAINED - INTERIOR REPAIRS**

1101 ARCH STREET  
PHILADELPHIA, PA 19107

DRAWING TITLE

PHOTO  
DETAILS

SCALE	AS NOTED
DRAWN	
CHECKED	
APPROVED	
DATE	NOVEMBER 30, 2023

REVISIONS	SYMBOL	DATE	DESCRIPTION

DRAWING #

**SA-403**



CONSULTANTS

SEAL

PROJECT # 4309.27  
 ALL DIMENSIONS MUST BE VERIFIED BY CONTRACTOR AND THE ARCHITECT NOTIFIED OF ANY DISCREPANCIES BEFORE PROCEEDING WITH THE CONSTRUCTION  
 DO NOT SCALE DRAWINGS  
 © 2023 - VITETTA

PROJECT TITLE

**PENNSYLVANIA CONVENTION CENTER  
 TRAINSHED - INTERIOR REPAIRS**

1101 ARCH STREET  
 PHILADELPHIA, PA 19107

DRAWING TITLE

**PHOTO  
 DETAILS**

SCALE AS NOTED  
 DRAWN \_\_\_\_\_  
 CHECKED \_\_\_\_\_  
 APPROVED \_\_\_\_\_  
 DATE NOVEMBER 30, 2023

REVISIONS	SYMBOL	DATE	DESCRIPTION

DRAWING #

**SA-404**




30 PHOTO 30  
 SA404 NOT TO SCALE



REMOVE AND REPLACE ALL GRFC BASE BETWEEN TRUSS 3 AND TRUSS 12

33 PHOTO 33  
 SA404 NOT TO SCALE



REPAINT FENCE, GATES AND COLUMNS (BOTH SIDES, ALL SURFACES)

29 PHOTO 29  
 SA404 NOT TO SCALE



TURN CAST IRON TREADS OVER TO OWNER

32 PHOTO 32  
 SA404 NOT TO SCALE




REPAINT ALL GYPSUM WALL BOARD AND TRIM (ALL BAYS)

REPAINT ALL WOOD PANELING (ALL BAYS ON EAST)

REPAINT ALL CORRUGATED METAL (ALL BAYS ON BOTH ELEVATIONS)

REPLACE BASE ALL BAYS TRUSS 3 TO TRUSS 12

28 PHOTO 28  
 SA404 NOT TO SCALE



31 PHOTO 31  
 SA404 NOT TO SCALE



35 PHOTO 35  
 SA404 NOT TO SCALE



REPAIR DAMAGED CORNER OF ALL PYLON MARBLE BASES

34 PHOTO 34  
 SA404 NOT TO SCALE

36 PHOTO 36 - NOT USED  
 SA404 NOT TO SCALE



CONSULTANTS

SEAL

PROJECT # 4309.27  
 ALL DIMENSIONS MUST BE VERIFIED BY CONTRACTOR AND THE ARCHITECT NOTIFIED OF ANY DISCREPANCIES BEFORE PROCEEDING WITH THE CONSTRUCTION  
 DO NOT SCALE DRAWINGS  
 © 2023 VITETTA  
 PROJECT TITLE

**PENNSYLVANIA CONVENTION CENTER  
 TRAINSHED - INTERIOR REPAIRS**

1101 ARCH STREET  
 PHILADELPHIA, PA 19107

DRAWING TITLE

**PHOTO  
 DETAILS**

SCALE AS NOTED  
 DRAWN \_\_\_\_\_  
 CHECKED \_\_\_\_\_  
 APPROVED \_\_\_\_\_  
 DATE NOVEMBER 30, 2023

REVISIONS	SYMBOL	DATE	DESCRIPTION

DRAWING #

**SA-405**




REMOVE AND REPLACE WOOD TRIM COMPONENTS

45 PHOTO 45  
 SA405 NOT TO SCALE



42 PHOTO 42  
 SA405 NOT TO SCALE

39 PHOTO 39 - NOT USED  
 SA405 NOT TO SCALE




32 PHOTO 41  
 SA405 NOT TO SCALE



REMOVE AND REPLACE WOOD TRIM COMPONENTS

38 PHOTO 38  
 SA405 NOT TO SCALE

44 PHOTO 44 - NOT USED  
 SA405 NOT TO SCALE



REPAIR ALL GYPSUM WALL BOARD CORNERS AT 4 DUCT ENCLOSURES

40 PHOTO 40  
 SA405 NOT TO SCALE



REMOVE AND REPLACE WOOD SILL COMPONENTS 25% OF ALL WINDOWS

37 PHOTO 37  
 SA405 NOT TO SCALE

43 PHOTO 43 - NOT USED  
 SA405 NOT TO SCALE



CONSULTANTS

SEAL

PROJECT # 4309.27  
 ALL DIMENSIONS MUST BE VERIFIED BY CONTRACTOR AND THE ARCHITECT NOTIFIED OF ANY DISCREPANCIES BEFORE PROCEEDING WITH THE CONSTRUCTION  
 DO NOT SCALE DRAWINGS  
 © 2023 - VITETTA

PROJECT TITLE

**PENNSYLVANIA CONVENTION CENTER  
 TRAINSHED - INTERIOR REPAIRS**

1101 ARCH STREET  
 PHILADELPHIA, PA 19107

DRAWING TITLE

**PHOTO  
 DETAILS**

SCALE AS NOTED  
 DRAWN \_\_\_\_\_  
 CHECKED \_\_\_\_\_  
 APPROVED \_\_\_\_\_  
 DATE NOVEMBER 30, 2023

SYMBOL	DATE	DESCRIPTION

DRAWING #

**SA-406**



REPLACE/REPAIR BROKEN RISERS ON CAST IRON STAIR

54 PHOTO 54  
 SA406 NOT TO SCALE



PAINT ACCESS DOOR TO MATCH WALL COLOR; REPAINT WALL

51 PHOTO 51  
 SA406 NOT TO SCALE

48 PHOTO 48 - NOT USED  
 SA406 NOT TO SCALE



53 PHOTO 53  
 SA406 NOT TO SCALE



REPAINT WINDOWS

REPAINT CORRUGATED PANELS

50 PHOTO 50  
 SA406 NOT TO SCALE



REPLACE BASE; SEE DETAILS

47 PHOTO 47  
 SA406 NOT TO SCALE



REPAIR GYPSUM WALL BOARD CORNER; TYPICAL AT ALL CORNERS OF DUCT ENCLOSURE

REPAIR CORNER OF MARBLE BASE

52 PHOTO 52  
 SA406 NOT TO SCALE

49 PHOTO 49 - NOT USED  
 SA406 NOT TO SCALE

46 PHOTO 46 - NOT USED  
 SA406 NOT TO SCALE



CONSULTANTS

SEAL

PROJECT # 4309.27  
 ALL DIMENSIONS MUST BE VERIFIED BY CONTRACTOR AND THE ARCHITECT NOTIFIED OF ANY DISCREPANCIES BEFORE PROCEEDING WITH THE CONSTRUCTION

DO NOT SCALE DRAWINGS  
 © 2023 - VITETTA

PROJECT TITLE

**PENNSYLVANIA CONVENTION CENTER  
 TRAINSHED - INTERIOR REPAIRS**

1101 ARCH STREET  
 PHILADELPHIA, PA 19107

DRAWING TITLE

**PHOTO  
 DETAILS**

SCALE AS NOTED  
 DRAWN \_\_\_\_\_  
 CHECKED \_\_\_\_\_  
 APPROVED \_\_\_\_\_  
 DATE NOVEMBER 30, 2023

REVISIONS	SYMBOL	DATE	DESCRIPTION

DRAWING #


**SA-407**



REPAIR CORNER OF MARBLE  
 BASE AT DUCT ENCLOSURE

60  
 SA407 PHOTO 60  
 NOT TO SCALE

57  
 SA407 PHOTO 57 - NOT USED  
 NOT TO SCALE




59  
 SA407 PHOTO 59  
 NOT TO SCALE



REMOVE AND REPLACE CORRUGATED  
 METAL PANEL IN THIS ENTIRE BAY  
 TRUSS 3 TO 5 ON THE WEST ELEVATION  
 PROFILE TO MATCH EXISTING; PAINT  
 NEW PANELS

56  
 SA407 PHOTO 56  
 NOT TO SCALE



REPLACE MISSING COMPONENTS  
 OF STAIR RAILINGS AND WOOD  
 RAIL

61  
 SA407 PHOTO 61  
 NOT TO SCALE

58  
 SA407 PHOTO 58 - NOT USED  
 NOT TO SCALE



REPAIR BOTTOM 2 RISERS  
 OF CAST IRON STAIR  
 REPAINT STAIR (BOTH SIDES)

55  
 SA407 PHOTO 55  
 NOT TO SCALE