Pennsylvania Convention Center
OVERLOOK CONFERENCE ROOM
AV SYSTEMS

AUDIO VIDEO SYSTEMS

DRAWING INDEX
OCTOBER 10, 2022

						10-10-2022 Bid Set	Sheet	Description
						●	AV-0.01	AV System Drawing List And Miscellaneous Legends
						●	AV-0.02	AV System Device Legends
						●	AV-1.01	AV System Device Locations In Plan
						●	AV-1.02	AV System Sample Furniture Plans
						●	AV-2.01	AV System Device Locations In Rcp
						●	AV-3.01	AV System Credenza Details
						●	AV-4.01	AV System Plate & Panel Details Part 1
						●	AV-4.02	AV System Plate & Panel Details Part 2
						●	AV-5.01	AV System Audio Single Line Diagram Part 1
						●	AV-5.02	AV System Audio Single Line Diagram Part 2
						●	AV-5.03	AV System Audio Single Line Diagram Part 3
						●	AV-5.04	AV System Audio Single Line Diagram Part 4
						●	AV-6.01	AV System Video Single Line Diagram
						●	AV-7.01	AV System Network & Control Single Line Diagram Part 1
						●	AV-7.02	AV System Network & Control Single Line Diagram Part 2
						●	AV-8.01	AV Systems AC Power Single Line Diagram
						●	AV-9.01	AV Systems Rack Elevation Diagram

A / AV-0.01 — AV System Cover Sheet
Scale: Not to Scale

WIRE & CABLE LEGEND

SYMBOL	DESCRIPTION	MANUFACTURER & MODEL #
A1	Audio Cable Single Shielded Pair #22 AWG, Plenum Rated	West Penn 25291
CAT6	Category 6 Cable, Plenum Rated	West Penn 254246
CC	Camera Control Cable, Plenum Rated	West Penn 25359B
DTP	XTP/DTP 24 Shielded Twisted Pair Cable, Plenum Rated	Extron XTP DTP 24P/1000
FO6	6 Strand TeraSPEED® Distribution Cable, Plenum Rated	Commscope P-006-DZ-8W-FSUYL
FO12	12 Strand TeraSPEED® Distribution Cable, Plenum Rated	Commscope P-012-DZ-8W-FSUYL
HD3	3' Select High Speed HDMI Cable, In-Wall Rated	C2G 50625
IC2	(1) Shielded Pair #20 AWG, (1) Unshielded Pair #20 AWG, Plenum Rated	West Penn 25359B
OM3	12 Strand OM3 armored Fibre Optic cable, Plenum	Belden FISD012A9
S14	Speaker Cable Twisted Pair #14 awg, Plenum Rated	West Penn 25226B
S16	Speaker Cable Twisted Pair #16 awg, Plenum Rated	West Penn 25225B
SDI	RG6 Digital Video Cable, Plenum Rated	West Penn 256350
USB6	6.6' USB 3.0 A/B Cable	C2G 54174

B / AV-0.01 — Cable Legend
Scale: Not to Scale

CONNECTOR LEGEND

SYMBOL	DESCRIPTION
BNC	BNC Connector
CS#	Captive Screw Termination (# denotes quantity of terminations)
F	F Connector
DVI-D	DVI Digital Connector, Male
DVI-I	DVI Interface Connector, Male
DB9M	9 Pin DB Connector, Male
DB9F	9 Pin DB Connector, Female
HDMI	HDMI Connector, Male
HD15	15 Pin HD Connector, Male
PD	Punch Down Termination
SLDR	Solder Termination
LC	LC Type Fiber Optic Termination
SC	SC Type Fiber Optic Termination
ST	ST Type Fiber Optic Termination
XLRF	XLR Connector, Female
XLRM	XLR Connector, Male
NL4	Speakon Connector, Male
RJ45	RJ45 Connector, Male

C / AV-0.01 — Connector Legend
Scale: Not to Scale

KMK
ACOUSTICS - AUDIO VIDEO - TECHNOLOGY INFRASTRUCTURE
Consulting & Design Since 1971
KMK Technologies LLC
www.KMKINC.com
Glassboro, New Jersey
Telephone: 215-990-3187

Rev#:	Date:	Description:	By:
1	08/18/2022	Review/Comment	TWK
2	10/10/2022	Released for Bid	TWK

Designed By:	KMK
Drawn By:	TK
Reviewed By:	TK
Date Drawn:	08/18/2022
Scale:	As Noted

Project Location:
12th & Arch Philadelphia, PA

Project:
OVERLOOK CONFERENCE ROOM

Drawing Title:
AV System Cover Sheet

Drawing Number:
AV-0.01

Audio Video System
Device Legend

DEVICE ID	DEVICE REF	DEVICE NAME	DEVICE DETAILS & SPECIFICATIONS	SCOPE NOTES (EC = Electrical Contractor; AVC = Audio Video Contractor; LVC = Low Voltage Contractor; CDI = Churchill Downs International)	RACEWAY, CONDUIT & CABLE FILL REQUIREMENTS				
					Raceway #	Type	Size	Cable Fill Details	Destination
AVR-1		AV Equipment Rack	Manufacturer: *Middle Atlantic* Model: *WRK-44-27 (qty 2)* Back-Box Type: Back-Box Height: Back-Box Dims: Device Weight: *Approx 650 LBs* Description: *AV Equipment Rack* Location: *IDF 100F* Heat-Load: *approx. 16000 BTU* Note 1: Note 2: Note 3:	Conduit & Back-Box By: *EC* Device Furnished By: *AVC* Device Installed By: *AVC* Cable Furnished By: *AVC* Cable Installed By: *AVC* Electrical Power By: *EC*	*1* *3*	*Plenum* *Single Model Fiber*	*Plenum* *Armored Cable*	*Qty (2) CAT6* *Six Strand Single Mode Fiber*	*Fire Alarm Panel* *Mute Ckt Contact by EC* *MainHall MDF(Behind Hall F)*
CAM		Camera	Manufacturer: *Crestron 1 Beyond* Model: *IV-CAM PTZ* Back-Box Type: *Recessed* Back-Box Height: *At Ceiling* Back-Box Dims: Device Weight: *Approx 12llbs* Description: *PTZ Camera w/Tracking* Location: *As Shown In Plan* Heat-Load: *none* Note 1: *Provide Ceiling Mount Kit* Note 2: Note 3:	Conduit & Back-Box By: *EC* Device Furnished By: *AVC* Device Installed By: *AVC* Cable Furnished By: *AVC* Cable Installed By: *AVC* Electrical Power By: *none*	*1*	*Plenum Cable*	*Plenum Cable*	*Qty(2) CAT6*	*AVR-1*
CRE1		Credenza Type 1	Manufacturer: *By Millwork Contractor* Model: Back-Box Type: *See associated TFP Device* Back-Box Height: *See associated TFP Device* Back-Box Dims: *See associated TFP Device* Device Weight: *Approx 150lbs* Description: *Millwork Credenza* Location: *As Shown In Plan* Heat-Load: *none* Note 1: Note 2: Note 3:	Conduit & Back-Box By: *See associated TFP Device* Device Furnished By: *See associated TFP Device* Device Installed By: *See associated TFP Device* Cable Furnished By: *See associated TFP Device* Cable Installed By: *See associated TFP Device* Electrical Power By: *See associated TFP Device*					
CRE2		Credenza Type 2	Manufacturer: *By Millwork Contractor* Model: Back-Box Type: *See associated TFP Device* Back-Box Height: *See associated TFP Device* Back-Box Dims: *See associated TFP Device* Device Weight: *Approx 150lbs* Description: *Millwork Credenza* Location: *As Shown In Plan* Heat-Load: *none* Note 1: Note 2: Note 3:	Conduit & Back-Box By: *See associated TFP Device* Device Furnished By: *See associated TFP Device* Device Installed By: *See associated TFP Device* Cable Furnished By: *See associated TFP Device* Cable Installed By: *See associated TFP Device* Electrical Power By: *See associated TFP Device*					
DIS98		98" Display	Manufacturer: *ATS PRO* Model: *Taylorleds WS Series 1.2mm* Back-Box Type: *No Back Box* Back-Box Height: *See Elevation Detail* Back-Box Dims: *2 Gang* Device Weight: *TBD* Description: *98" 4K LED Display* Location: *As shown in plan* Heat-Load: Note 1: *Custom Mounting Frame & Roll-About Cart* Note 2: *Refer to TFP plates for cable infrasrtructure* Note 3:	Conduit & Back-Box By: Device Furnished By: Device Installed By: Cable Furnished By: Cable Installed By: Electrical Power By:					
PT8		Poke Thru 8"	Manufacturer: *Legrand* Model: *eVOLUTION sERIES 8"* Back-Box Type: *Recessed* Back-Box Height: *Floor* Back-Box Dims: *8" Diameter* Device Weight: *Approx 8 lbs* Description: *8" Poke Thru* Location: *As Shown In Plan* Heat-Load: *none* Note 1: *Qty (2) Duplex with Dual USB Charging Port* Note 2: *Qty (1) # Gang AV Plate* Note 3:	Conduit & Back-Box By: *EC* Device Furnished By: *EC* Device Installed By: *EC* Cable Furnished By: *AVC* Cable Installed By: *AVC* Electrical Power By: *EC*	*1* *2*	*EMT Stub to Ceiling Below 1"* *EMT Stub to Ceiling Below 1"*		*Qty (4) A1* *Qty (4) CAT6*	*AVR-1* *AVR-1*
TFP-1	A AV4.01	Tech Facility Plate -1	Manufacturer: *RCI* Model: *KMK-597-AV-4.01-B* Back-Box Type: *See Note 1 at Right* Back-Box Height: *Refer to Sheet AV4.00* Back-Box Dims: *12" high x 18" wide x 6"* Device Weight: *Approx 10 lbs* Description: *Tech Facility Plate i/o* Location: *As shown in plan* Heat-Load: Note 1: *Surface Box Mounted within CS-3x2 Credenza* Note 2: *Box CANNOT be installed until credenza is available.* Note 3:	Conduit & Back-Box By: *EC* Device Furnished By: *AVC* Device Installed By: *AVC* Cable Furnished By: *AVC* Cable Installed By: *AVC* Electrical Power By: *EC*	*1* *2* *3*	*EMT* *EMT* *EMT*	*1-1/2"* *1-1/2"* *1"*	*Qty(12) A1* *Qty(12) CAT6* *Qty(1) FO6*	*AVR1* *AVR1* *AVR1*
TFP-2	B AV4.01	Tech Facility Plate -2	Manufacturer: *RCI* Model: *KMK-597-AV-4.01-B* Back-Box Type: *See Note 1 at Right* Back-Box Height: *Refer to Sheet AV4.00* Back-Box Dims: *12" high x 18" wide x 6"* Device Weight: *Approx 10 lbs* Description: *Tech Facility Plate i/o* Location: *As shown in plan* Heat-Load: Note 1: *Surface Box Mounted within CS-3x2 Credenza* Note 2: *Box CANNOT be installed until credenza is available.* Note 3:	Conduit & Back-Box By: *EC* Device Furnished By: *AVC* Device Installed By: *AVC* Cable Furnished By: *AVC* Cable Installed By: *AVC* Electrical Power By: *EC*	*1* *2* *3*	*EMT* *EMT* *EMT*	*1-1/2"* *1-1/2"* *1"*	*Qty(12) A1* *Qty (12) CAT6* *Qty(1) FO6*	*AVR1* *AVR1* *AVR1*
TFP-3	C AV4.01	Tech Facility Plate -3	Manufacturer: *RCI* Model: *KMK-597-AV-4.01-C* Back-Box Type: *See Note 1 at Right* Back-Box Height: *Refer to Sheet AV4.00* Back-Box Dims: *12" high x 18" wide x 6"* Device Weight: *Approx 10 lbs* Description: *Tech Facility Plate i/o* Location: *As shown in plan* Heat-Load: Note 1: *Surface Box Mounted within CS-3x2 Credenza* Note 2: *Box CANNOT be installed until credenza is available.* Note 3:	Conduit & Back-Box By: Device Furnished By: *AVC* Device Installed By: *AVC* Cable Furnished By: *AVC* Cable Installed By: *AVC* Electrical Power By: *EC*	*1* *2* *3*	*EMT* *EMT* *EMT*	*1-1/2"* *1-1/2"* *1"*	*Qty(12) A1* *Qty(12) CAT6* *Qty(1) FO6*	*AVR1* *AVR1* *AVR1*
TFP-4	D AV4.01	Tech Facility Plate -4	Manufacturer: *RCI* Model: *KMK-597-AV-4.01-D* Back-Box Type: *See Note 1 at Right* Back-Box Height: *Refer to Sheet AV4.00* Back-Box Dims: *12" high x 18" wide x 6"* Device Weight: *Approx 10 lbs* Description: *Tech Facility Plate i/o* Location: *As shown in plan* Heat-Load: Note 1: *Surface Box Mounted within CS-3x2 Credenza* Note 2: *Box CANNOT be installed until credenza is available.* Note 3:	Conduit & Back-Box By: *EC* Device Furnished By: *AVC* Device Installed By: *AVC* Cable Furnished By: *AVC* Cable Installed By: *AVC* Electrical Power By: *EC*	*1* *2* *3*	*EMT* *EMT* *EMT*	*1-1/2"* *1-1/2"* *1"*	*Qty(12) A1* *Qty(12) CAT6* *Qty(1) FO6*	*AVR1* *AVR1* *AVR1*
TFP-5	E AV4.01	Tech Facility Plate -5	Manufacturer: *RCI* Model: *KMK-597-AV-4.01-E* Back-Box Type: *See Note 1 at Right* Back-Box Height: *Refer to Sheet AV4.00* Back-Box Dims: *12" high x 18" wide x 6"* Device Weight: *Approx 10 lbs* Description: *Tech Facility Plate i/o* Location: *As shown in plan* Heat-Load: Note 1: *Surface Box Mounted within CS-3x2 Credenza* Note 2: *Box CANNOT be installed until credenza is available.* Note 3:	Conduit & Back-Box By: *EC* Device Furnished By: *AVC* Device Installed By: *AVC* Cable Furnished By: *AVC* Cable Installed By: *AVC* Electrical Power By: *EC*	*1* *2* *3*	*EMT* *EMT* *EMT*	*1-1/2"* *1-1/2"* *1"*	*Qty(12) A1* *Qty(12) CAT6* *Qty(1) FO6*	*AVR1* *AVR1* *AVR1*
TFP-6	F AV4.01	Tech Facility Plate -6	Manufacturer: *RCI* Model: *KMK-597-AV-4.01-F* Back-Box Type: *See Note 1 at Right* Back-Box Height: *Refer to Sheet AV4.00* Back-Box Dims: *12" high x 18" wide x 6"* Device Weight: *Approx 10 lbs* Description: *Tech Facility Plate i/o* Location: *As shown in plan* Heat-Load: Note 1: *Surface Box Mounted within CS-3x2 Credenza* Note 2: *Box CANNOT be installed until credenza is available.* Note 3:	Conduit & Back-Box By: *EC* Device Furnished By: *AVC* Device Installed By: *AVC* Cable Furnished By: *AVC* Cable Installed By: *AVC* Electrical Power By: *EC*	*1* *2* *3*	*EMT* *EMT* *EMT*	*1-1/2"* *1-1/2"* *1"*	*Qty(12) A1* *Qty(12) CAT6* *Qty(1) FO6*	*AVR1* *AVR1* *AVR1*
TP-11		Touch Panel 11"	Manufacturer: *QSC* Model: *TSC-116w-G2* Back-Box Type: *Flush* Back-Box Height: *Switch Height* Back-Box Dims: *2 Gang* Device Weight: *Approx 8 lbs* Description: *11" Touch Panel Wall Mounted* Location: *As shown in plan* Heat-Load: Note 1: Note 2: Note 3:	Conduit & Back-Box By: *EC* Device Furnished By: *AVC* Device Installed By: *AVC* Cable Furnished By: *AVC* Cable Installed By: *AVC* Electrical Power By: *None*	*1*	*EMT Stub to Ceiling*	*1"*	*Qty(1) CAT6*	*AVR1*

A / AV-0.02 — AV Systems Device Legends Florr Plan
Scale: Not to Scale

Audio Video System
Device Legend

DEVICE ID	DEVICE REF	DEVICE NAME	DEVICE DETAILS & SPECIFICATIONS	SCOPE NOTES (EC = Electrical Contractor; AVC = Audio Video Contractor; LVC = Low Voltage Contractor; CDI = Churchill Downs International)	RACEWAY, CONDUIT & CABLE FILL REQUIREMENTS				
					Raceway #	Type	Size	Cable Fill Details	Destination
S12		Speaker Type 12	Manufacturer: *JBL* Model: *Control 322C* Back-Box Type: *Recessed* Back-Box Height: *Ceiling* Back-Box Dims: *23.1" X 18.2"* Device Weight: *22 lbs* Description: *Two Way Coaxial 12" Ceiling Speaker* Location: *As shown in plan* Heat-Load: Note 1: *Zone speakers as shown in plan* Note 2: *JBL MTC-300BB12 Back Box, JBL MTC 300SG12 Grille* Note 3:	Conduit & Back-Box By: *EC* Device Furnished By: *AVC* Device Installed By: *AVC* Cable Furnished By: *AVC* Cable Installed By: *AVC* Electrical Power By: *EC*	*1*	*Planum Cable*		*Qty(1) S14 per speaker, refer to single line diagrams for home run information*	*AVR1*
SUB1		Subwoofer Type 1	Manufacturer: *JBL* Model: *2206H* Back-Box Type: *Recessed* Back-Box Height: *Ceiling* Back-Box Dims: *23.1" X 18.2"* Device Weight: *15 lb* Description: *Subwoofer* Location: *As shown in plan* Heat-Load: Note 1: *Zone Sub Woofers as shown in plan* Note 2: *JBL MTC-300BB12 Back Box, JBL MTC 300SG12 Grille* Note 3:	Conduit & Back-Box By: *EC* Device Furnished By: *AVC* Device Installed By: *AVC* Cable Furnished By: *AVC* Cable Installed By: *AVC* Electrical Power By: *EC*	*1*	*Planum Cable*		*Qty(1) S14 per speaker, refer to single line diagrams for home run information*	*AVR1*
MIC1		Array Microphone	Manufacturer: *Shure* Model: *MXA920* Back-Box Type: *Recessed* Back-Box Height: *Ceiling* Back-Box Dims: Device Weight: *TBD* Description: *Digital Steering Array Microphone* Location: *As shown in plan* Heat-Load: Note 1: Note 2: Note 3:	Conduit & Back-Box By: *EC* Device Furnished By: *AVC* Device Installed By: *AVC* Cable Furnished By: *AVC* Cable Installed By: *AVC* Electrical Power By: *EC*	*1*	*Planum Cable*		*Qty(1) CAT6*	*AVR1*

B / AV-0.02 — AV Systems Device Legends Ceiling Plan
Scale: Not to Scale

KMK
ACOUSTICS - AUDIO VIDEO - TECHNOLOGY INFRASTRUCTURE
Consulting & Design Since 1971
KMK Technologies LLC
www.KMKINC.com
Glassboro, New Jersey
Telephone: 215-990-3187

Rev#:	Date:	Description:	By:
1	08/18/2022	Review/Comment	TWK
2	10/10/2022	Released for Bid	TWK

Designed By:	KMK
Drawn By:	TK
Reviewed By:	TK
Date Drawn:	08/18/2022
Scale:	As Noted

Pennsylvania Convention Center
PHILADELPHIA

Project Location:
12th & Arch Philadelphia, PA

Project:
OVERLOOK CONFERENCE ROOM

Drawing Title:
AV System Device Legends

Drawing Number:
AV-0.02

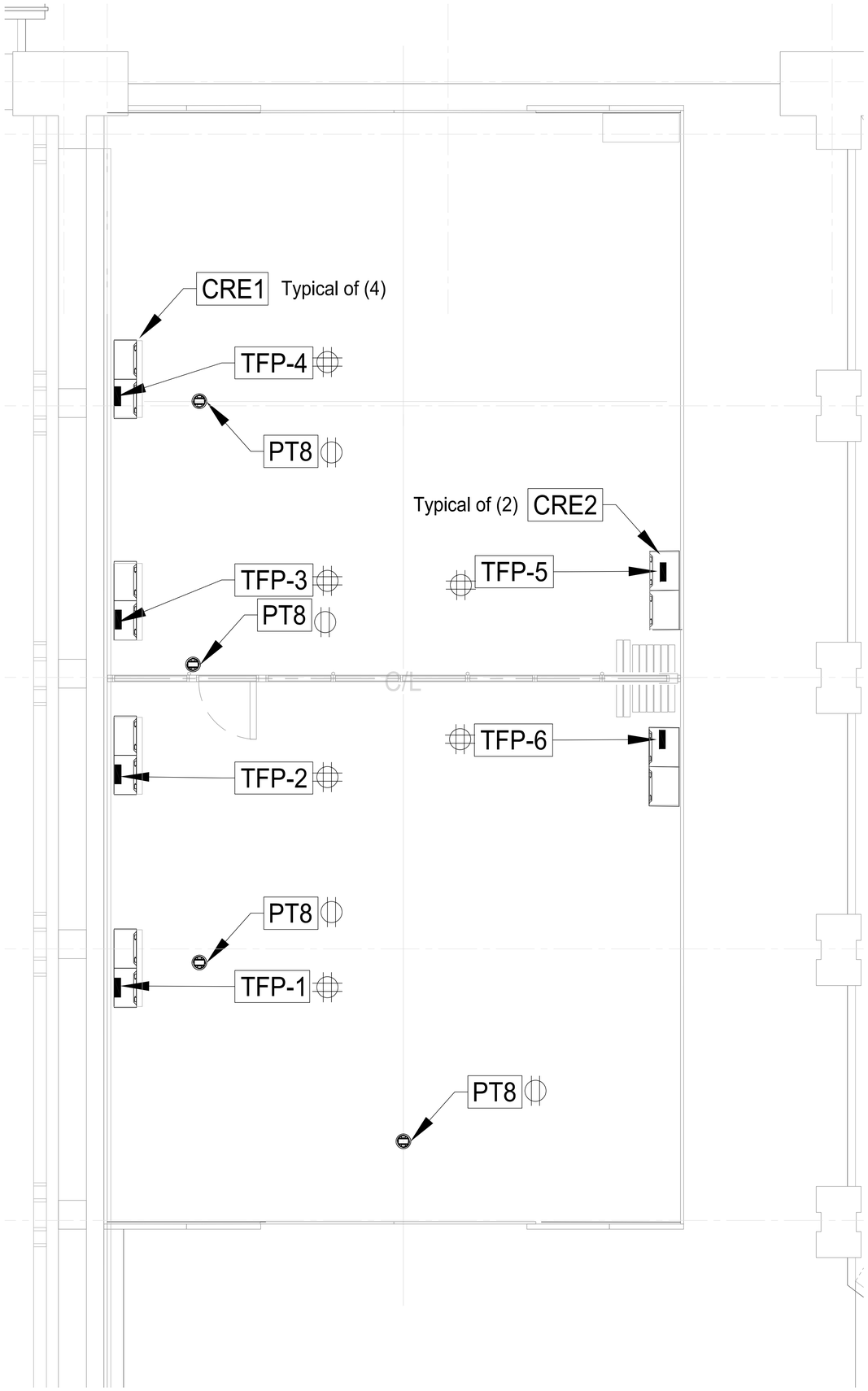

A
AV-1.01
AV Systems
Device Locations In Plan
Scale: 3/8" = 1' when viewed on 30" x 42" sheet

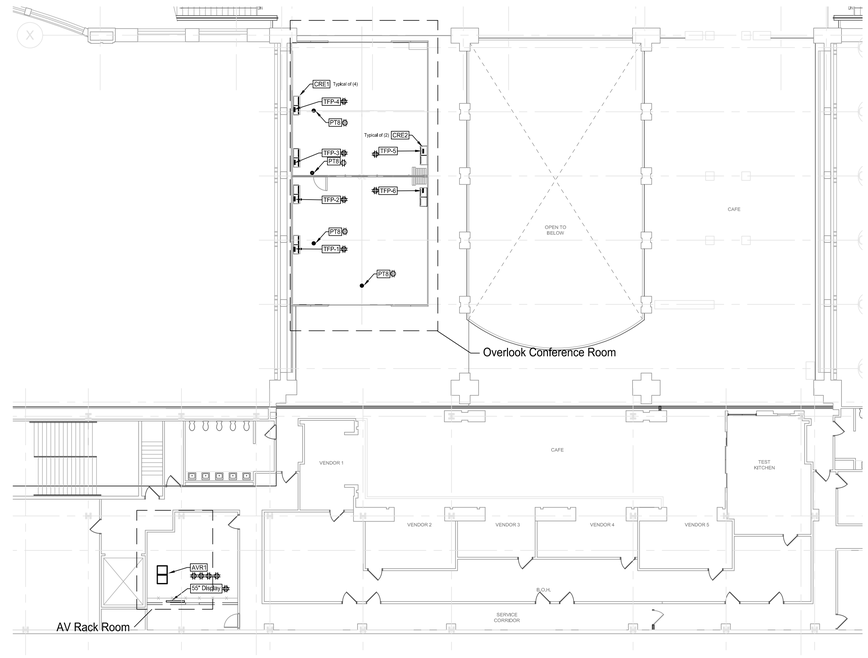

B
AV-1.01
Overall Plan
Scale: Not To Scale

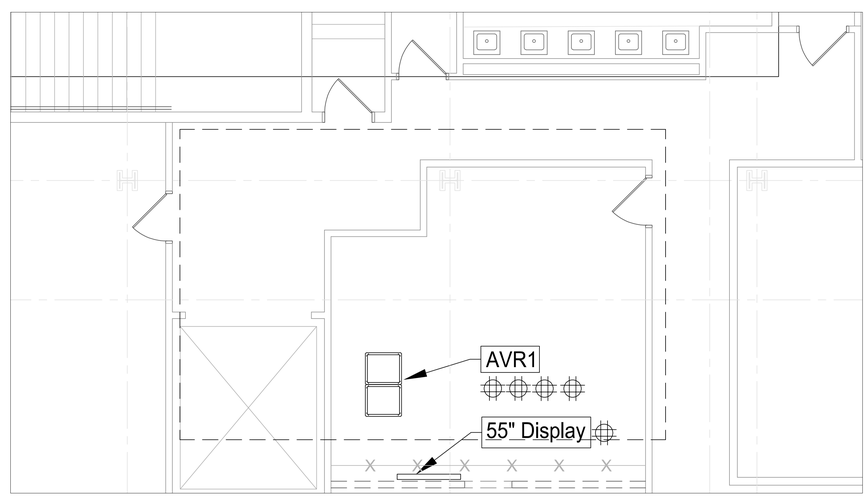

2
AV-1.01
Conference Mode - Open Office Plan
Locations in Plan Drawings
Scale: 1/4" = 1' when viewed on 30" x 42" sheet

KMK
ACOUSTICS - AUDIO VIDEO - TECHNOLOGY INFRASTRUCTURE
Consulting & Design Since 1971
KMK Technologies LLC
www.KMKINC.com
Glassboro, New Jersey
Telephone: 215-990-3187

Rev#:	Date:	Description:	By:
1	08/18/2022	Review/Comment	TWK
2	10/10/2022	Released for Bid	TWK

Designed By:	KMK
Drawn By:	TK
Reviewed By:	TK
Date Drawn:	08/18/2022
Scale:	As Noted

Pennsylvania Convention Center
PHILADELPHIA

Project Location:
12th & Arch Philadelphia, PA

Project:
OVERLOOK CONFERENCE ROOM

Drawing Title:
AV System Device Locations In Plan

Drawing Number:
AV-1.01

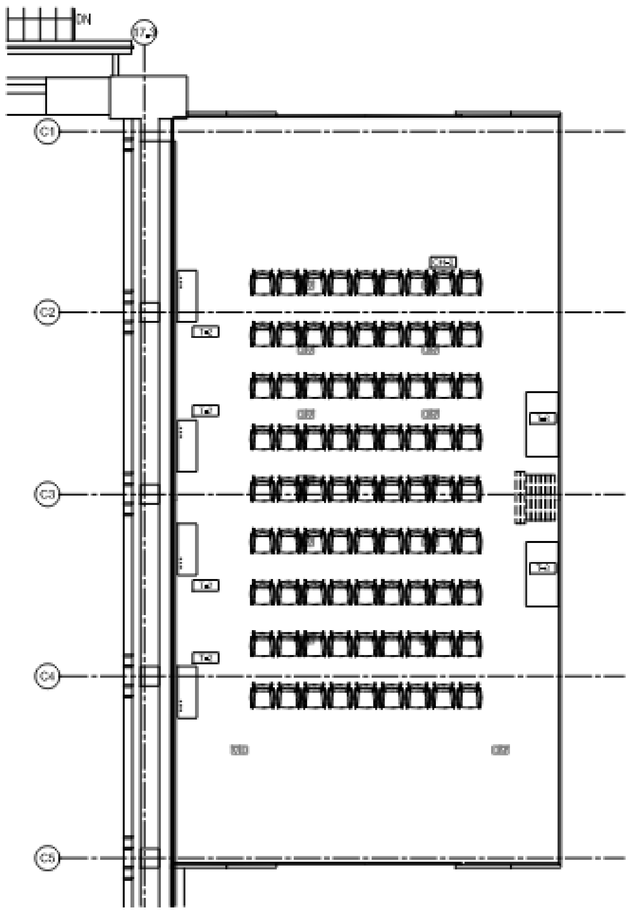

A
AV-2.01

Architect's Furniture Plan
Lecture Mode

Scale: For Reference Only Not To Scale

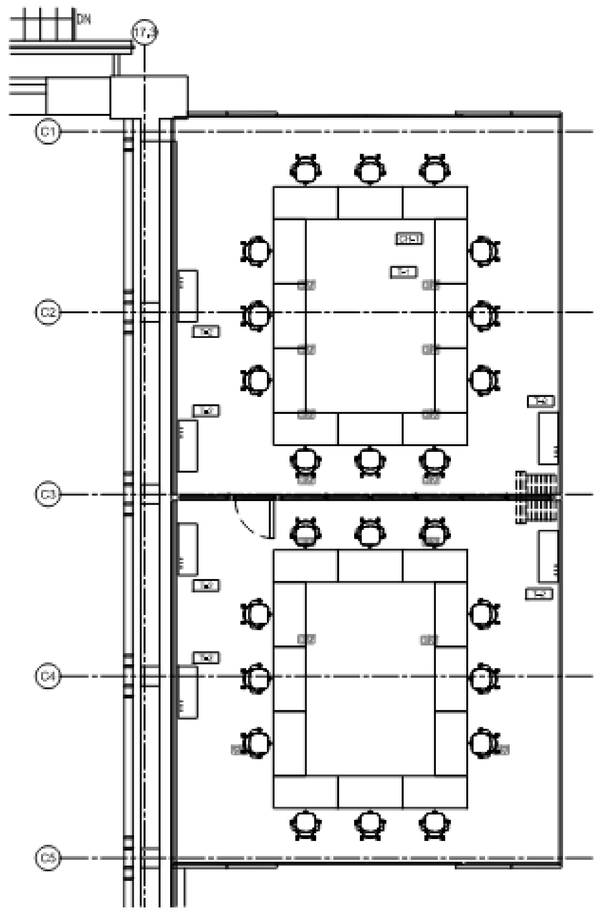

B
AV-2.01

Architect's Furniture Plan
Separate Meetings Mode

Scale: For Reference Only Not To Scale

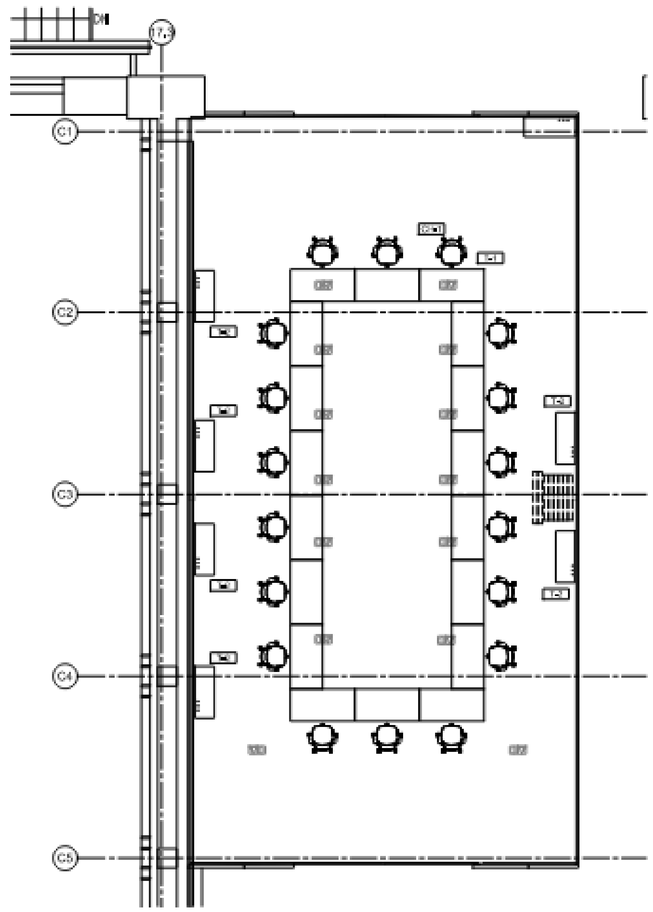

A
AV-2.01

Architect's Furniture Plan
Boardroom Mode

Scale: For Reference Only Not To Scale

KMK

ACOUSTICS - AUDIO VIDEO - TECHNOLOGY INFRASTRUCTURE
Consulting & Design Since 1971

KMK Technologies LLC
www.KMKINC.com

Glassboro, New Jersey
Telephone: 215-980-3187

Rev#:	Date:	Description:	By:
1	08/18/2022	Review/Comment	TWK
2	10/10/2022	Released for Bid	TWK

Designed By:	KMK
Drawn By:	TK
Reviewed By:	TK
Date Drawn:	08/18/2022
Scale:	As Noted

Pennsylvania Convention Center
PHILADELPHIA

Project Location:
12th & Arch Philadelphia, PA

Project:
OVERLOOK CONFERENCE ROOM

Drawing Title:
SAMPLE FURNITURE PLANS

Drawing Number:
AV1.02

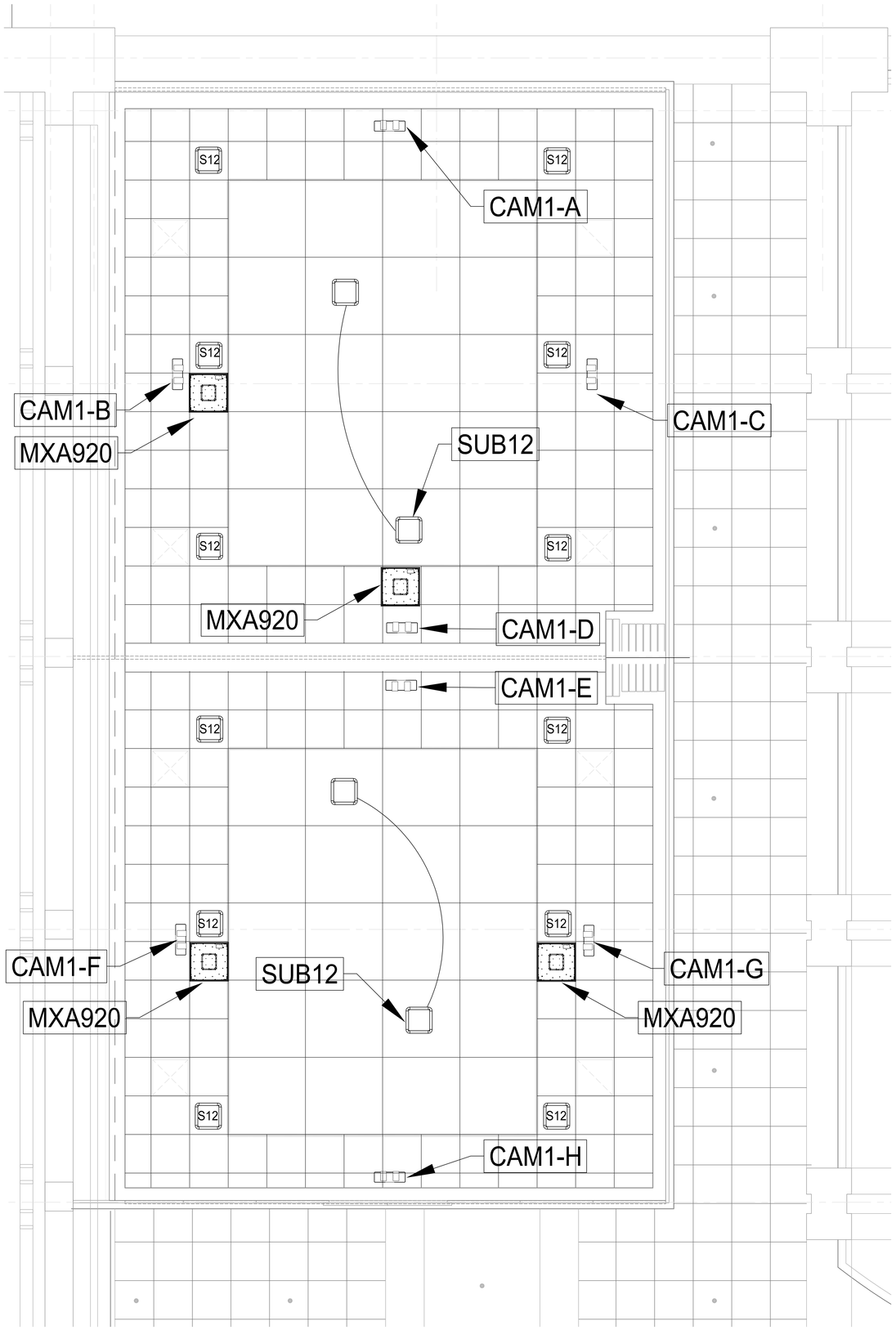

KMK

ACOUSTICS - AUDIO VIDEO - TECHNOLOGY INFRASTRUCTURE
Consulting & Design Since 1971

KMK Technologies LLC
www.KMKINC.com

Glassboro, New Jersey
Telephone: 215-990-3187

Rev#:	Date:	Description:	By:
1	08/18/2022	Review/Comment	TWK
2	10/10/2022	Released for Bid	TWK

Designed By:	KMK
Drawn By:	TK
Reviewed By:	TK
Date Drawn:	08/18/2022
Scale:	As Noted

Pennsylvania Convention Center
PHILADELPHIA

Project Location:
12th & Arch Philadelphia, PA

Project:
OVERLOOK CONFERENCE ROOM

Drawing Title:
AV System Device Locations In RCP (Speaker Layout)

Drawing Number:
AV-2.01



TOP VIEW

FRONT VIEW



SIDE VIEW for "CRE1"
Typical of (4) West Wall



SIDE VIEW for "CRE2"
Typical of (2) East Wall

A / AV3.01 — Credenza "CRE1 & CRE2" Overall Detail
Refer also to Architectual Sheet F1.01
Scale: As Noted

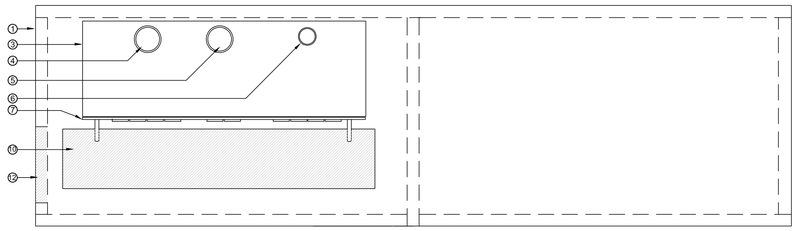

TOP VIEW

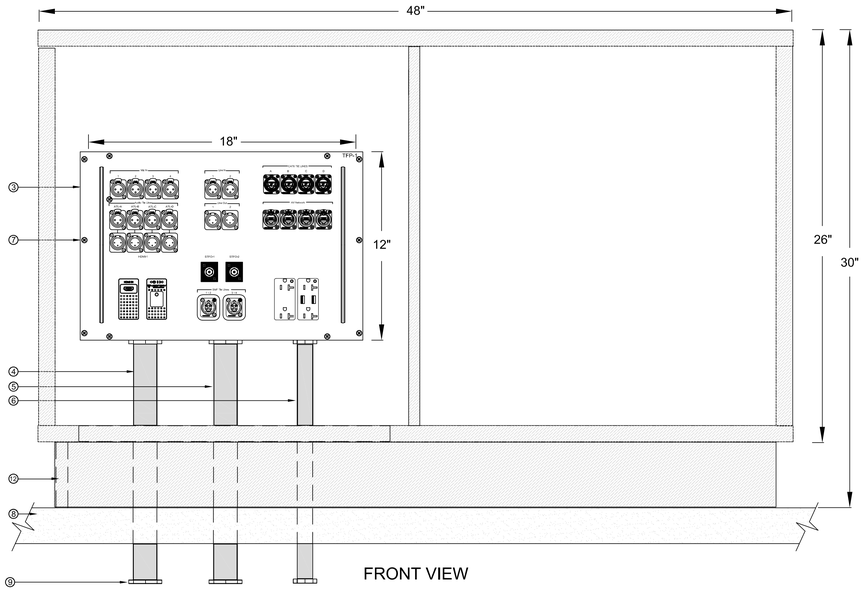

FRONT VIEW

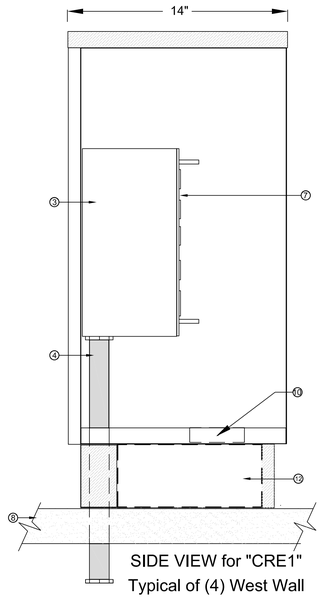

SIDE VIEW for "CRE1"
Typical of (4) West Wall

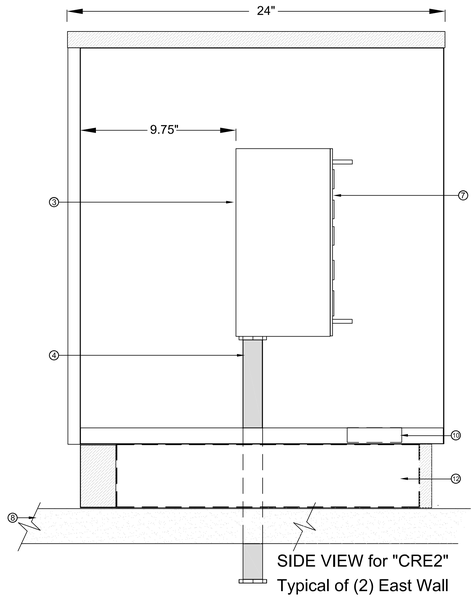

SIDE VIEW for "CRE2"
Typical of (2) East Wall

D / AV3.01 — Credenza "CRE1 & CRE2" Doors & Side Panel Removed
Refer also to Architectual Sheet F1.01
Scale: As Noted

AV-3.01 Notes:

1. Custom Credenza Millwork furnished by Millwork Contractor Submit detailed shop drawings for review and approval by by architect, AV consultant & owner prior to fabrication.
2. Lockable hinged door by millwork contractor
3. Hoffman ASE18X12X6NK 18" x 12" x 6" deep Backbox
4. 1.5" Conduit Stub to ceiling below
5. 1.5" Conduit Stub to ceiling below
6. 1" Conduit Stub to ceiling below
7. TFP Connector Plate
8. Existing Concrete Floor
9. Plastic Conduit Bushing
10. 20" X 3.5" Cable-Pass-Thru cutout in floor of credenza
11. 4" Toe Kick
12. 3.5" High Cable Pass thru in side of toe kick
13. Cable Access Panel
    CRE1: 3.25" x 10" Push-to-Release, Removeable Panel
    CRE2: 3.25" x 20" Push-to-Release, Removeable Panel

Refer also to Furniture drawing F1.01

KMK
ACOUSTICS - AUDIO VIDEO - TECHNOLOGY INFRASTRUCTURE
Consulting & Design Since 1971
KMK Technologies LLC
www.KMKINC.com
Glassboro, New Jersey
Telephone: 215-990-3187

Rev#:	Date:	Description:	By:
1	08/18/2022	Review/Comment	TWK
2	10/10/2022	Released for Bid	TWK
	06-15-2022		

Designed By:	KMK
Drawn By:	TK
Reviewed By:	TK
Date Drawn:	08/18/2022
Scale:	As Noted

Pennsylvania Convention Center
PHILADELPHIA

Project Location:
12th & Arch Philadelphia, PA

Project:
OVERLOOK CONFERENCE ROOM

Drawing Title:
AV Credenza Details

Drawing Number:
AV3.01

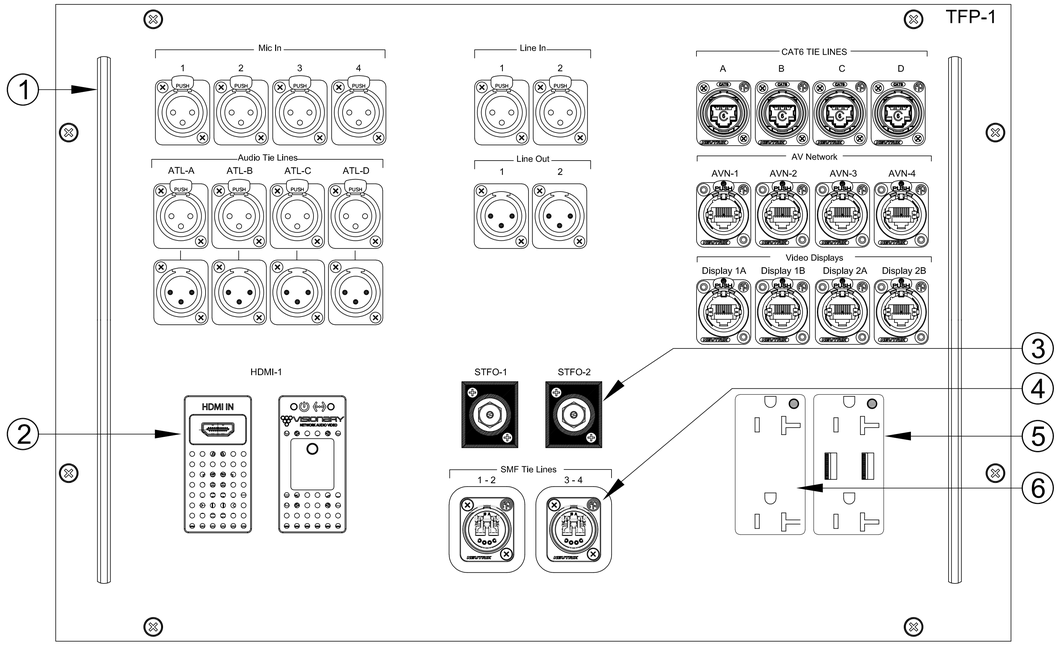

A	TFP-1 RCI KMK-597-AV4.01-A
AV4.01	Scale: 1/2" = 1" when viewed on 30" by 42" sheet

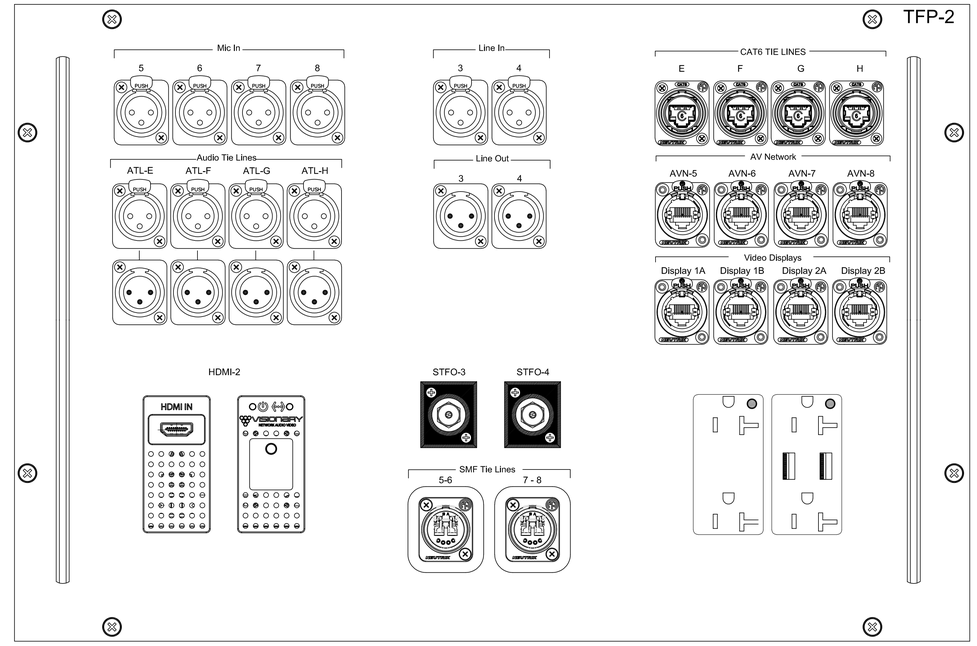

B	TFP-2 RCI KMK-597-AV4.01-B
AV4.01	Scale: 1/2" = 1" when viewed on 30" by 42" sheet

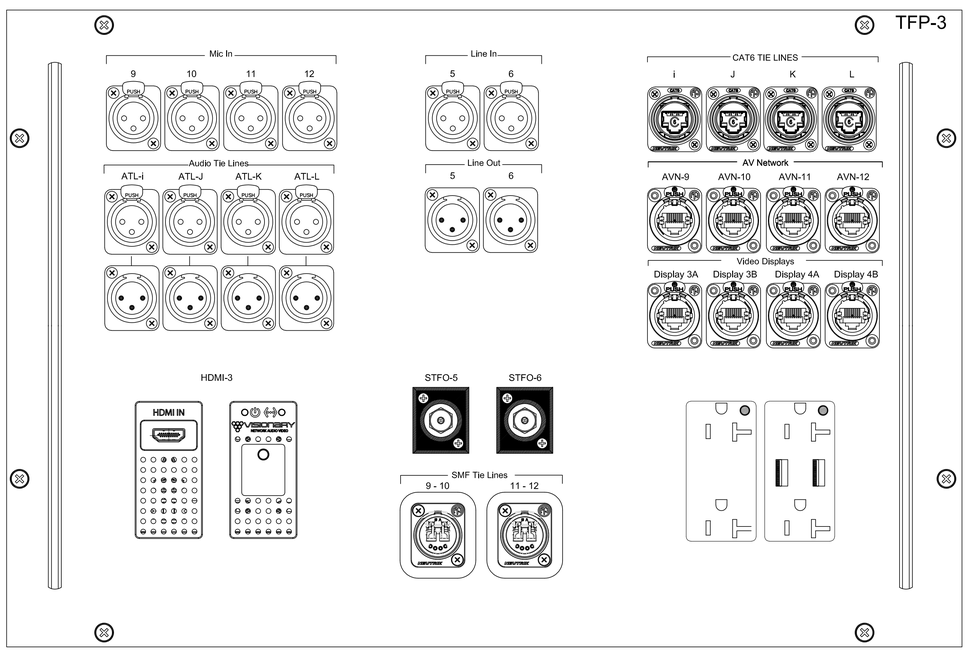

C	TFP-3 RCI KMK-597-AV4.01-C
AV4.01	Scale: 1/2" = 1" when viewed on 30" by 42" sheet

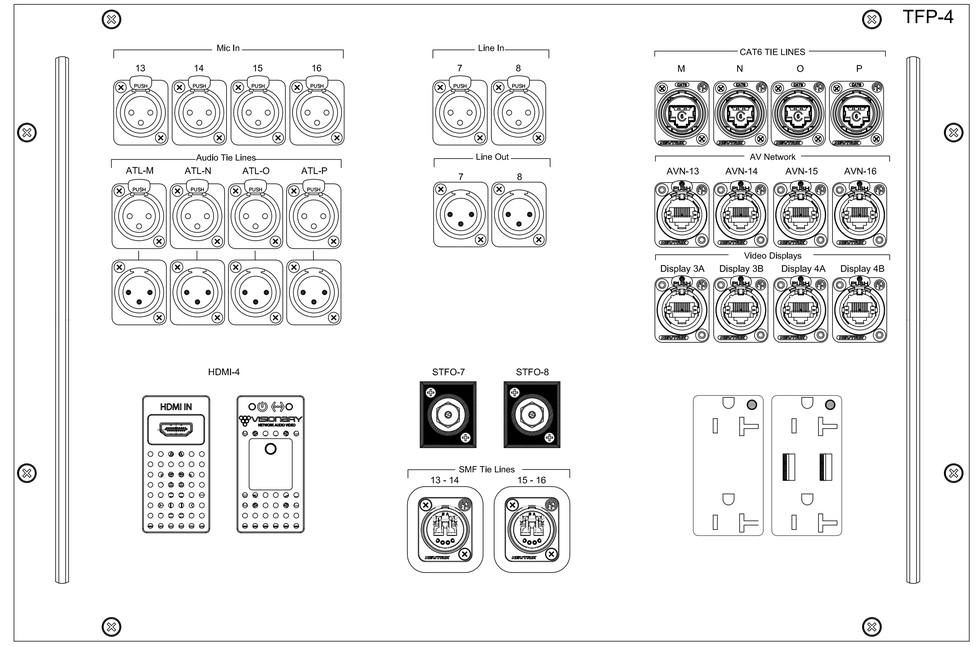

D	TFP-4 RCI KMK-597-AV4.01-D
AV4.01	Scale: 1/2" = 1" when viewed on 30" by 42" sheet

AV4.01 Notes:

1. 3/8" Diameter Black Lacing Bar with 1.25" Standoff
2. Visonary Solutions H.264 Duet Encoder
3. Senco or equivalent ST Fiber Optic Connector with Cover
4. Neutrik Opticon Duplex LC Connector
5. Hubbel USB8300A5BK 20A/125V Duplex Receptacle w/USB and LED indicator
6. Hubbel 2182BKL Hospital Grade 20A/125V Receptacle with LED indicator
7. Panel finish: Black brushed aluminum with engraved & filled white lettering as shown.
8. Notes 1 thru 7 above apply to all panels shown on this sheet.

E	Sheet AV4.01 Notes
AV4.01	Scale: No Scale

KMK
ACOUSTICS - AUDIO VIDEO - TECHNOLOGY INFRASTRUCTURE
Consulting & Design Since 1971
KMK Technologies LLC
www.KMKINC.com
Glassboro, New Jersey
Telephone: 215-990-3187

Rev#:	Date:	Description:	By:
1	08/18/2022	Review/Comment	TWK
2	10/10/2022	Released for Bid	TWK

Designed By:	KMK
Drawn By:	TK
Reviewed By:	TK
Date Drawn:	08/18/2022
Scale:	As Noted

Pennsylvania Convention Center
PHILADELPHIA

Project Location:
12th & Arch Philadelphia, PA

Project:
OVERLOOK CONFERENCE ROOM

Drawing Title:
AV Plates & Panel Details - Part 1

Drawing Number:
AV4.01

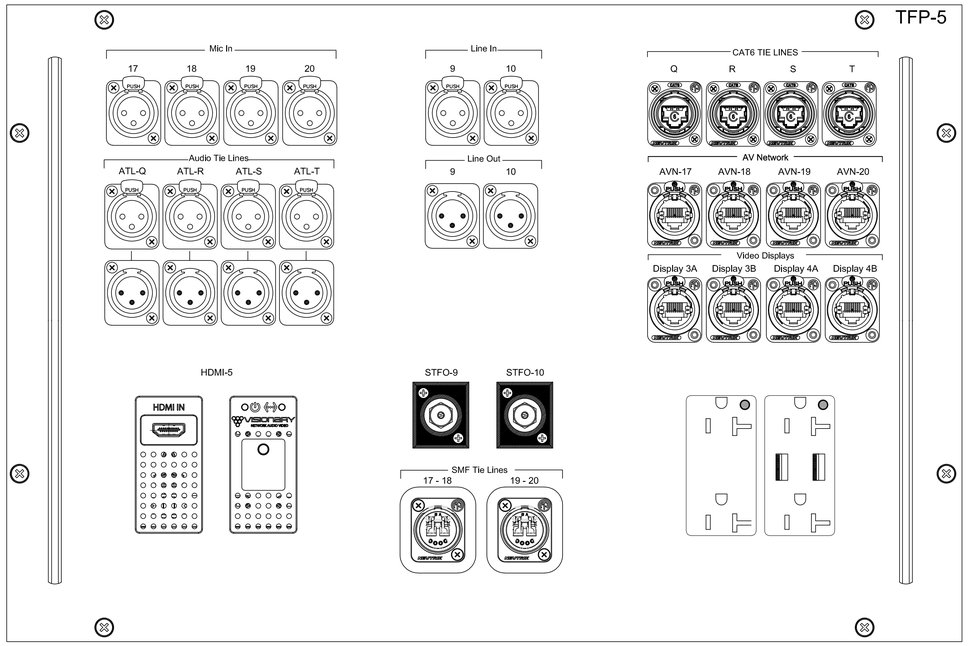

A
AV4.02

TFP-5
RCI KMK-597-AV4.02-A
Scale: 1/2" = 1" when viewed on 30" by 42" sheet

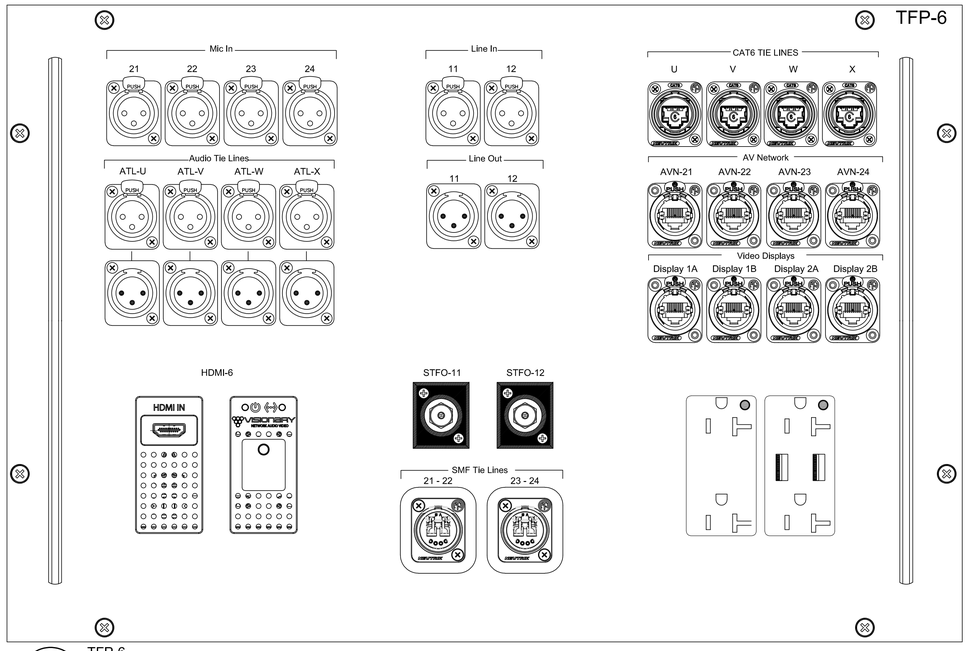

B
AV4.02

TFP-6
RCI KMK-597-AV4.02-B
Scale: 1/2" = 1" when viewed on 30" by 42" sheet

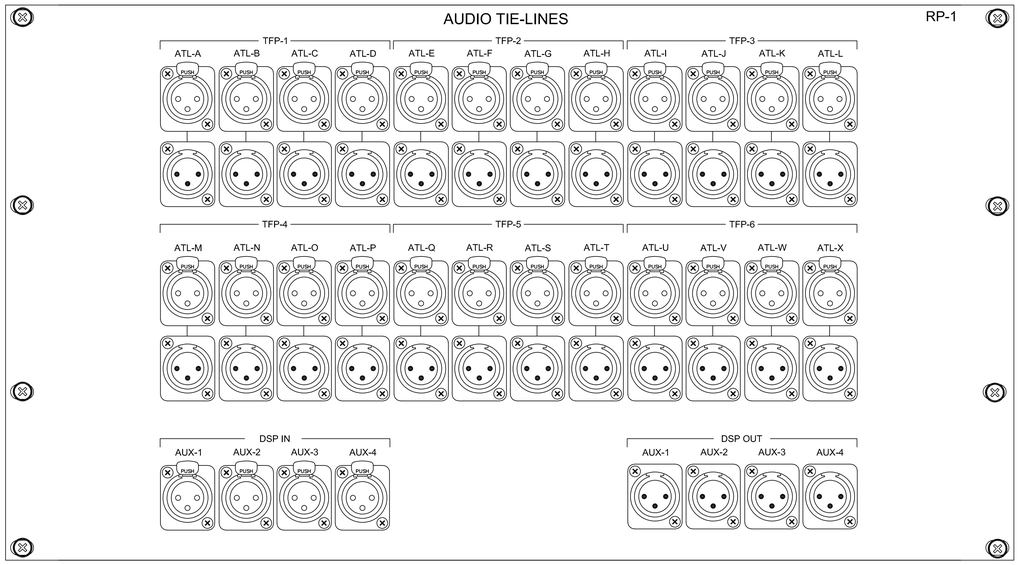

C
AV4.02

RP-1
RCI KMK-597-AV4.02-C
Scale: 1/2" = 1" when viewed on 30" by 42" sheet

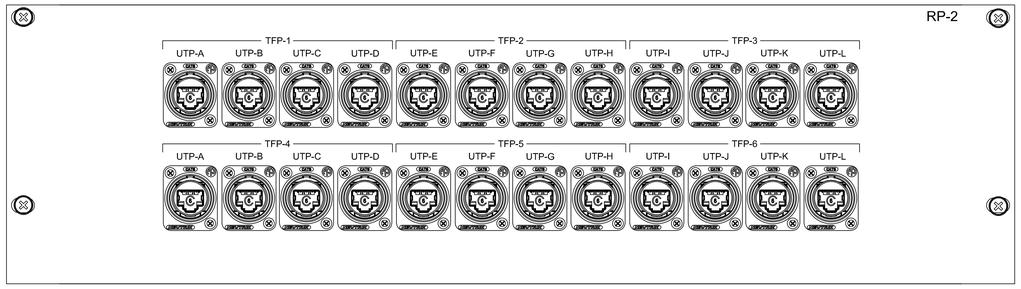

D
AV4.02

RP-2
RCI KMK-597-AV4.02-D
Scale: 1/2" = 1" when viewed on 30" by 42" sheet

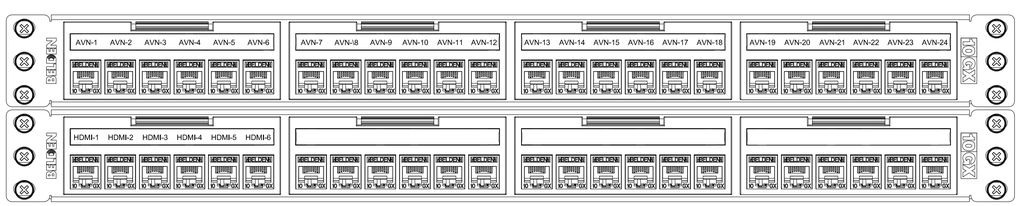

F
AV4.02

Qty (2) Belden 24 Port Patch Bay
Scale: 1/2" = 1" when viewed on 30" by 42" sheet



D
AV4.02

RP-3
RCI KMK-597-AV4.02-D
Scale: 1/2" = 1" when viewed on 30" by 42" sheet

KMK

ACOUSTICS - AUDIO VIDEO - TECHNOLOGY INFRASTRUCTURE
Consulting & Design Since 1971

KMK Technologies LLC
www.KMKINC.com

Glassboro, New Jersey
Telephone: 215-980-3187

Rev#:	Date:	Description:	By:
1	08/18/2022	Review/Comment	TWK
2	10/10/2022	Released for Bid	TWK

Designed By:	KMK
Drawn By:	TK
Reviewed By:	TK
Date Drawn:	08/18/2022
Scale:	As Noted

Pennsylvania Convention Center
PHILADELPHIA

Project Location:
12th & Arch Philadelphia, PA

Project:
OVERLOOK CONFERENCE ROOM

Drawing Title:
AV Plates & Panel Details - Part 1

Drawing Number:
AV4.02

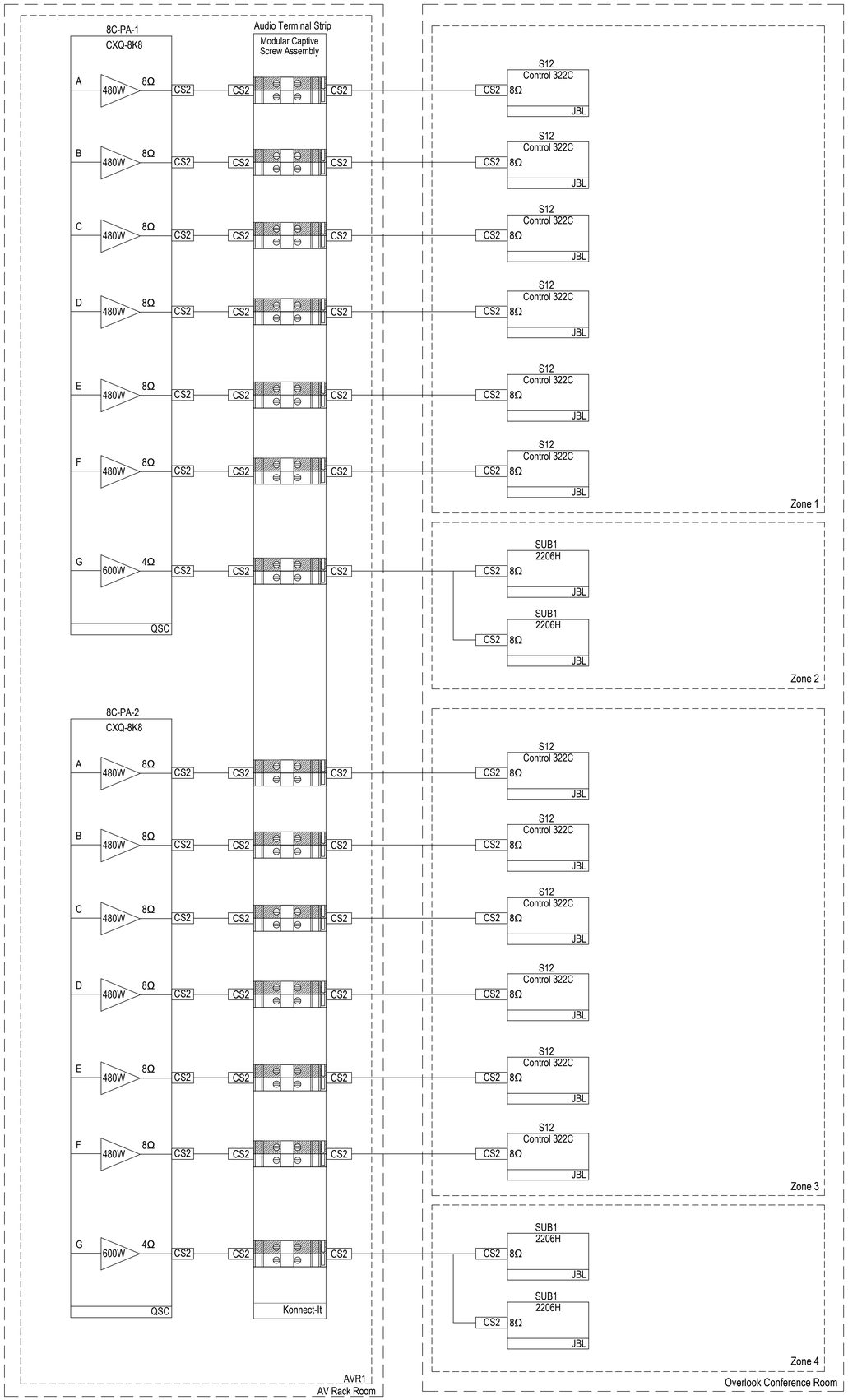

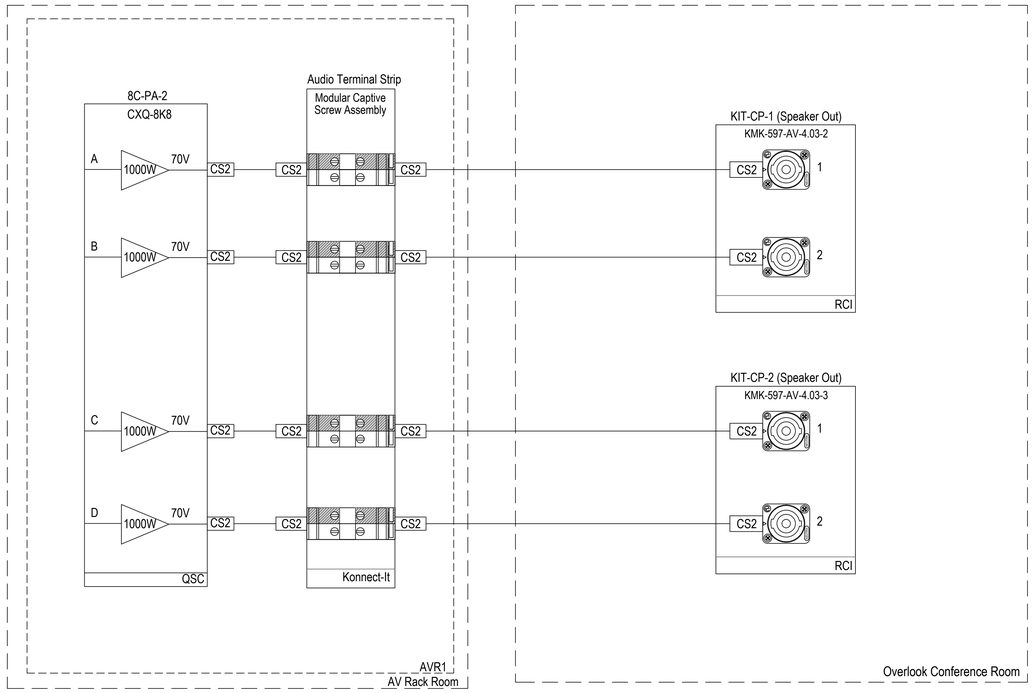

KMK

ACOUSTICS - AUDIO VIDEO - TECHNOLOGY INFRASTRUCTURE
Consulting & Design Since 1971

KMK Technologies LLC
www.KMKINC.com

Glassboro, New Jersey
Telephone: 215-990-3187

Rev#:	Date:	Description:	By:
1	10/10/2022	Released for Bid	TWK

Designed By:	KMK
Drawn By:	TK
Reviewed By:	TK
Date Drawn:	08/18/2022
Scale:	As Noted

Pennsylvania Convention Center
PHILADELPHIA

Project Location:
12th & Arch Philadelphia, PA

Project:
OVERLOOK CONFERENCE ROOM

Drawing Title:
AV System Audio Single Line Diagram - Part 1

Drawing Number:
AV5.01



KMK

ACOUSTICS - AUDIO VIDEO - TECHNOLOGY INFRASTRUCTURE
Consulting & Design Since 1971

KMK Technologies LLC
www.KMKINC.com

Glassboro, New Jersey
Telephone: 215-990-3187

Rev#:	Date:	Description:	By:
1	10/10/2022	Released for Bid	TWK

Designed By:	KMK
Drawn By:	TK
Reviewed By:	TK
Date Drawn:	08/18/2022
Scale:	As Noted

Pennsylvania Convention Center
PHILADELPHIA

Project Location:
12th & Arch Philadelphia, PA

Project:
OVERLOOK CONFERENCE ROOM

Drawing Title:
AV System Audio Single Line Diagram - Part 2

Drawing Number:
AV5.02

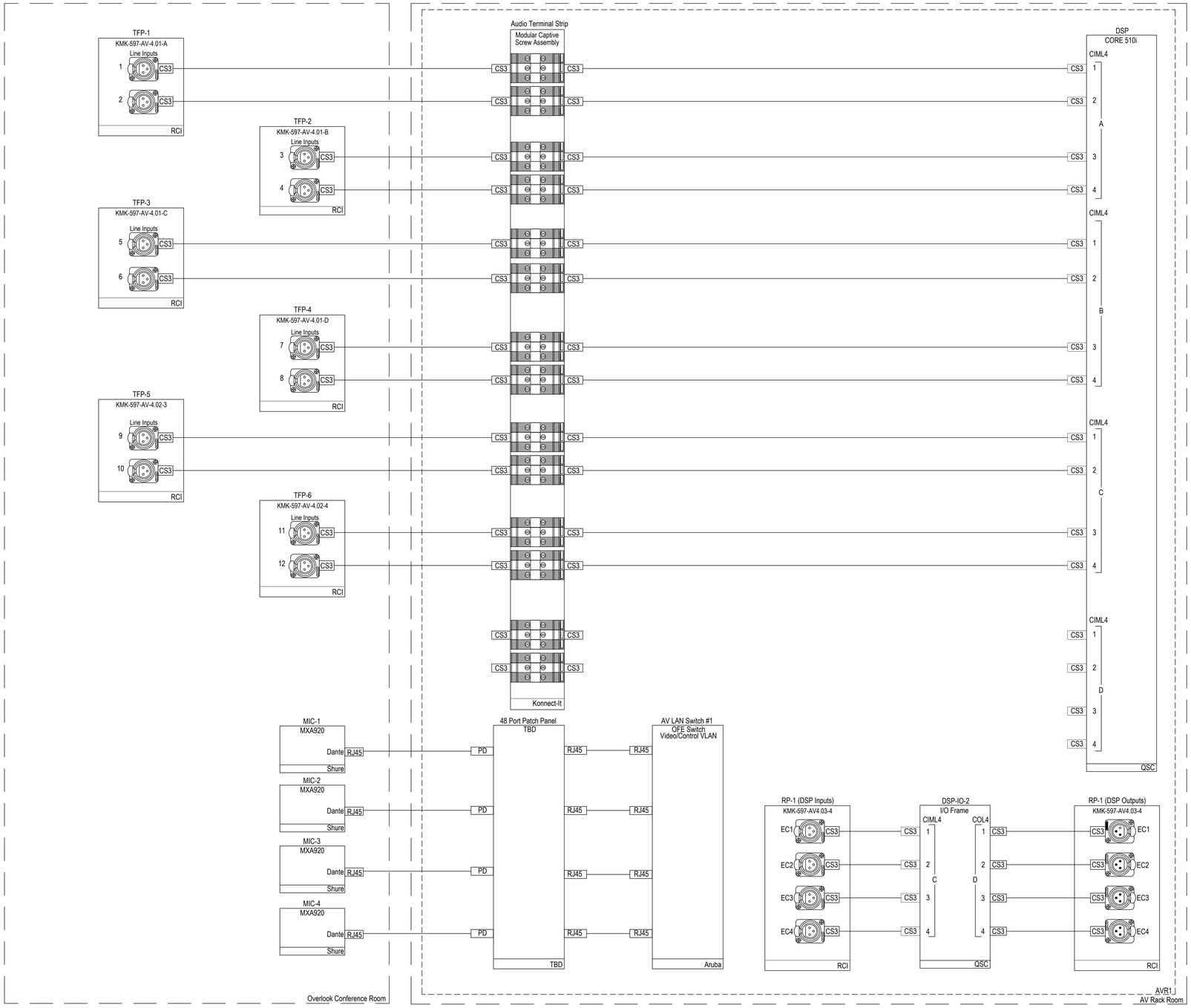

KMK

ACOUSTICS - AUDIO VIDEO - TECHNOLOGY INFRASTRUCTURE
Consulting & Design Since 1971

KMK Technologies LLC
www.KMKINC.com

Glassboro, New Jersey
Telephone: 215-990-3187

Rev#:	Date:	Description:	By:
1	10/10/2022	Released for Bid	TWK

Designed By:	KMK
Drawn By:	TK
Reviewed By:	TK
Date Drawn:	08/18/2022
Scale:	As Noted

Pennsylvania Convention Center
PHILADELPHIA

Project Location:
12th & Arch Philadelphia, PA

Project:
OVERLOOK CONFERENCE ROOM

Drawing Title:
AV System Audio Single Line Diagram - Part 3

Drawing Number:
AV5.03



KMK

ACOUSTICS - AUDIO VIDEO - TECHNOLOGY INFRASTRUCTURE
Consulting & Design Since 1971

KMK Technologies LLC
www.KMKINC.com

Glassboro, New Jersey
Telephone: 215-990-3187

Rev#:	Date:	Description:	By:
1	10/10/2022	Released for Bid	TWK

Designed By:	KMK
Drawn By:	TK
Reviewed By:	TK
Date Drawn:	08/18/2022
Scale:	As Noted

Pennsylvania Convention Center
PHILADELPHIA

Project Location:
12th & Arch Philadelphia, PA

Project:
OVERLOOK CONFERENCE ROOM

Drawing Title:
AV System Audio Single Line Diagram - Part 4

Drawing Number:
AV5.04

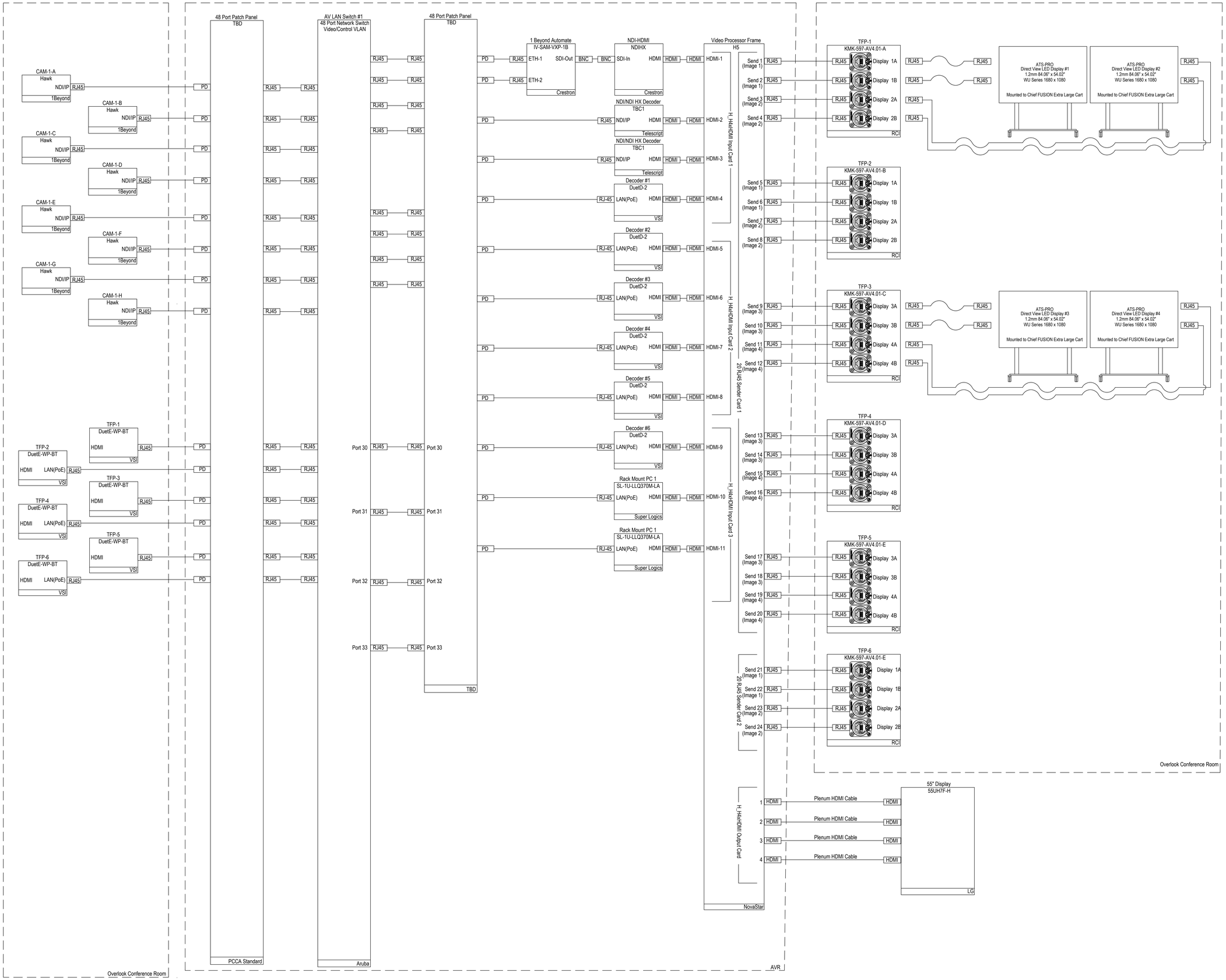

KMK

ACOUSTICS - AUDIO VIDEO - TECHNOLOGY INFRASTRUCTURE
Consulting & Design Since 1971

KMK Technologies LLC
www.KMKINC.com

Glassboro, New Jersey
Telephone: 215-990-3187

Rev#:	Date:	Description:	By:
1	10/10/2022	Released for Bid	TWK

Designed By:	KMK
Drawn By:	TK
Reviewed By:	TK
Date Drawn:	08/18/2022
Scale:	As Noted

Pennsylvania Convention Center
PHILADELPHIA

Project Location:
12th & Arch Philadelphia, PA

Project:
OVERLOOK CONFERENCE ROOM

Drawing Title:
AV System Video Single Line Diagram - Part 1

Drawing Number:
AV6.01

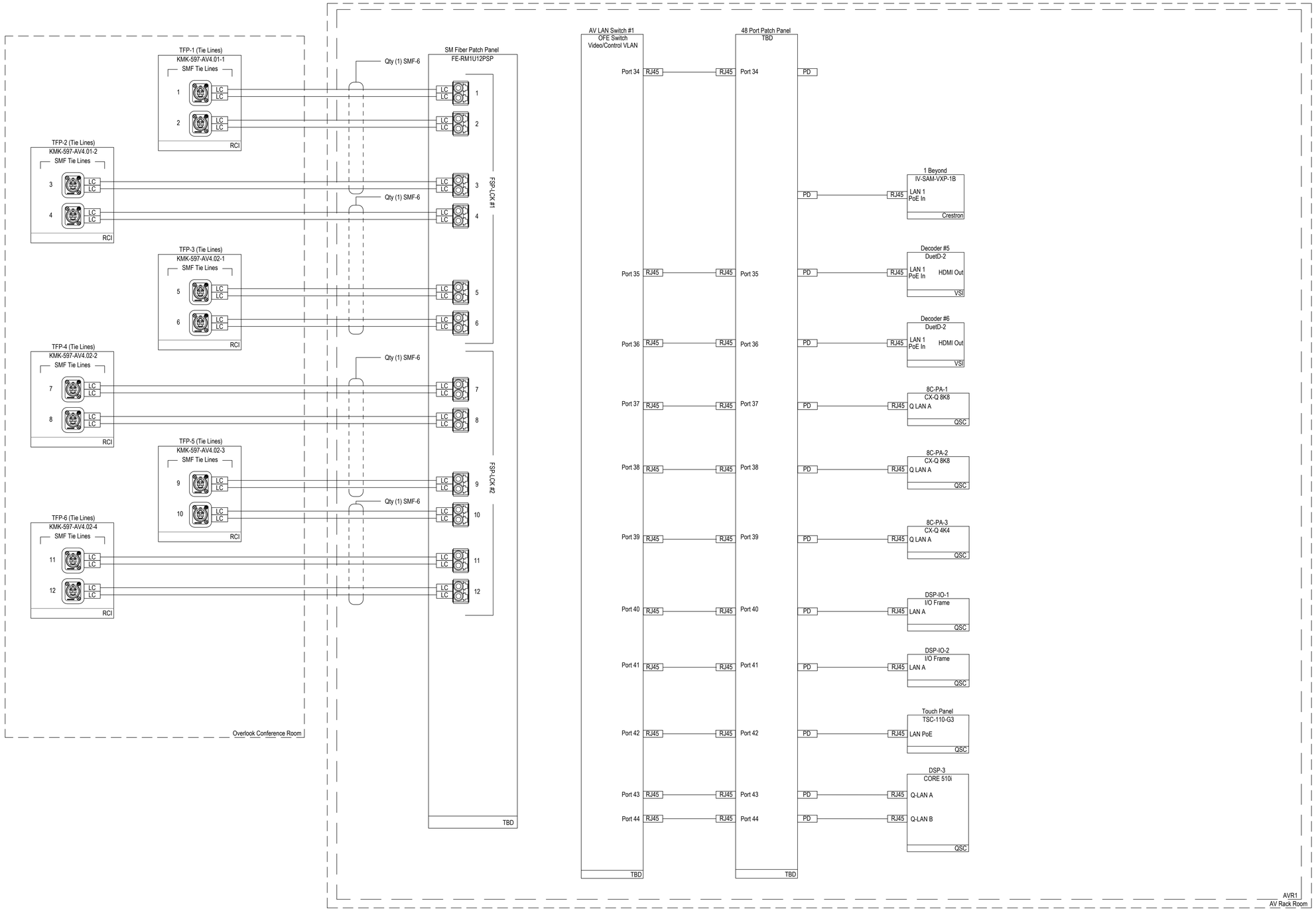

KMK

ACOUSTICS - AUDIO VIDEO - TECHNOLOGY INFRASTRUCTURE
Consulting & Design Since 1971

KMK Technologies LLC
www.KMKINC.com

Glassboro, New Jersey
Telephone: 215-990-3187

Rev#:	Date:	Description:	By:
1	10/10/2022	Released for Bid	TWK

Designed By:	KMK
Drawn By:	TK
Reviewed By:	TK
Date Drawn:	08/18/2022
Scale:	As Noted

Pennsylvania Convention Center
PHILADELPHIA

Project Location:
12th & Arch Philadelphia, PA

Project:
OVERLOOK CONFERENCE ROOM

Drawing Title:
AV System Network & Control Single Line Diagram - Part 1

Drawing Number:
AV7.01



KMK

ACOUSTICS - AUDIO VIDEO - TECHNOLOGY INFRASTRUCTURE
Consulting & Design Since 1971

KMK Technologies LLC
www.KMKINC.com

Glassboro, New Jersey
Telephone: 215-990-3187

Rev#:	Date:	Description:	By:
1	10/10/2022	Released for Bid	TWK

Designed By:	KMK
Drawn By:	TK
Reviewed By:	TK
Date Drawn:	08/18/2022
Scale:	As Noted

Pennsylvania Convention Center
PHILADELPHIA

Project Location:
12th & Arch Philadelphia, PA

Project:
OVERLOOK CONFERENCE ROOM

Drawing Title:
AV System Network & Control Single Line Diagram - Part 2

Drawing Number:
AV7.02

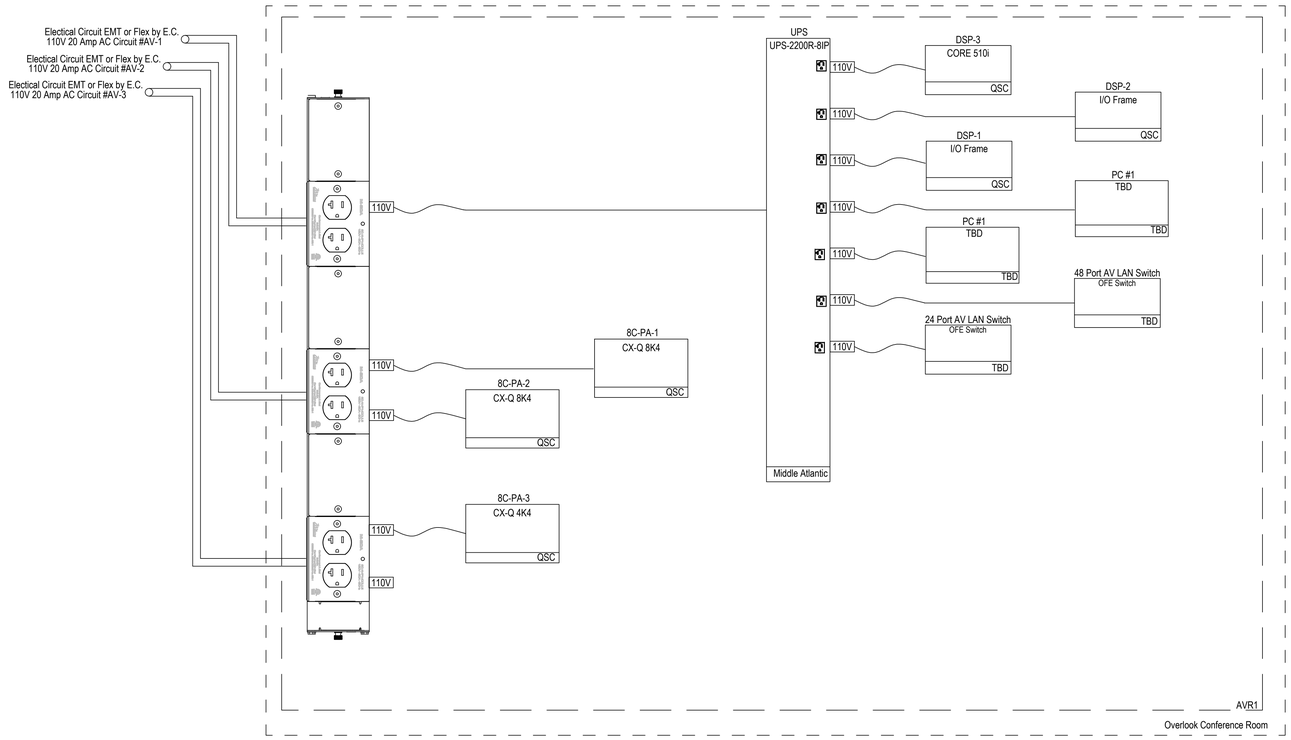

KMK

ACOUSTICS - AUDIO VIDEO - TECHNOLOGY INFRASTRUCTURE
Consulting & Design Since 1971

KMK Technologies LLC
www.KMKINC.com

Glassboro, New Jersey
Telephone: 215-990-3187

Rev#:	Date:	Description:	By:
1	10/10/2022	Released for Bid	TWK

Designed By:	KMK
Drawn By:	TK
Reviewed By:	TK
Date Drawn:	08/18/2022
Scale:	As Noted

Pennsylvania Convention Center
PHILADELPHIA

Project Location:
12th & Arch Philadelphia, PA

Project:

OVERLOOK CONFERENCE ROOM

Drawing Title:

AV System AC Power Single Line Diagram

Drawing Number:

AV8.01

RACK UNITS	HEIGHT INCHES
44	77.00
43	75.25
42	73.50
41	71.75
40	70.00
39	68.25
38	66.50
37	64.75
36	63.00
35	61.25
34	59.50
33	57.75
32	56.00
31	54.25
30	52.50
29	50.75
28	49.00
27	47.25
26	45.50
25	43.75
24	42.00
23	40.25
22	38.50
21	36.75
20	35.00
19	33.25
18	31.50
17	29.75
16	28.00
15	26.25
14	24.50
13	22.75
12	21.00
11	19.25
10	17.50
9	15.75
8	14.00
7	12.25
6	10.50
5	8.75
4	7.00
3	5.25
2	3.50
1	1.75
0	0.00

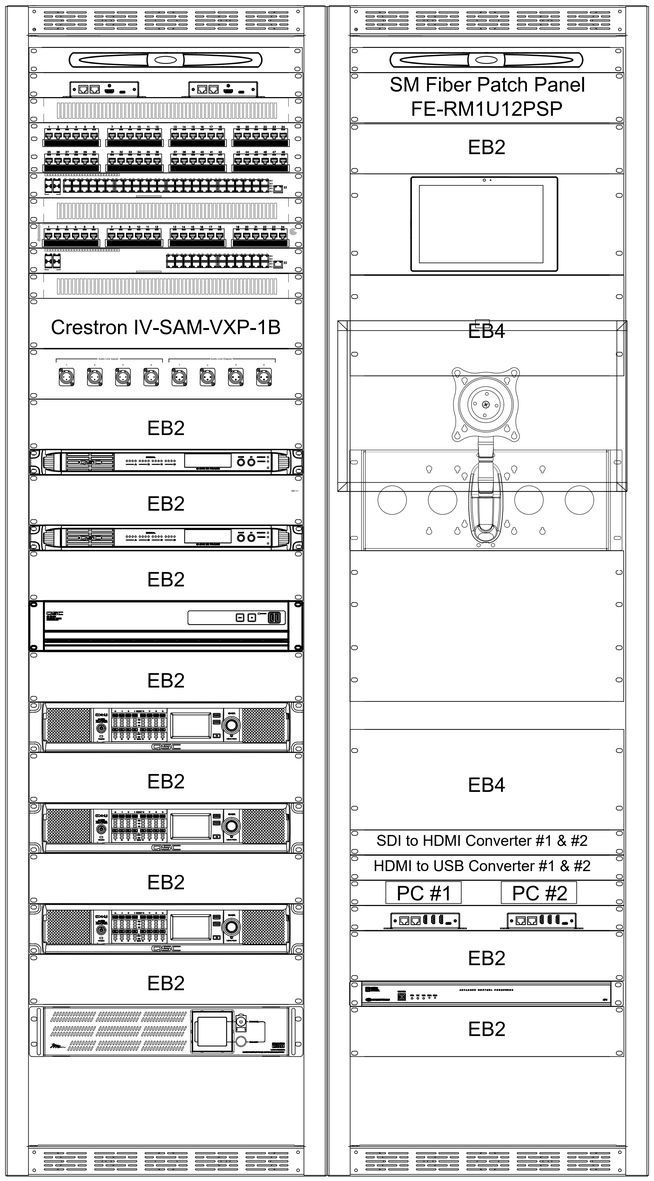

FRONT VIEW

A
AV-9.01

AV Systems Rack Elevation Diagram
AVR1 PCCA Overlook Conference Room
Scale : As Noted

KMK

ACOUSTICS - AUDIO VIDEO - TECHNOLOGY INFRASTRUCTURE
Consulting & Design Since 1971

KMK Technologies LLC
www.KMKINC.com
Glassboro, New Jersey
Telephone: 215-990-3187

Rev#:	Date:	Description:	By:
1	10/10/2022	Released for Bid	TWK

Designed By:	KMK
Drawn By:	TK
Reviewed By:	TK
Date Drawn:	08/18/2022
Scale:	As Noted

Pennsylvania Convention Center
PHILADELPHIA

Project Location:
12th & Arch Philadelphia, PA

Project:
OVERLOOK CONFERENCE ROOM

Drawing Title:
AV System Rack Elevation Diagram - Part 1

Drawing Number:
AV9.01