

# **SPECIFICATIONS – BIRD NET 2000™**

## **PART I – GENERAL**

### **1.1 SYSTEM DESCRIPTION**

- A. Design Requirements: Select appropriate size net and fastening system as determined by site conditions and mounting surface.

### **1.2 SUMMARY**

- A. Provide labor, materials and supervision to install bird control netting to the building structure. The bird netting shall stop sparrow, starlings and pigeons from roosting on the building structure.

### **1.3 QUALITY ASSURANCE**

- A. Obtain all technical information on products and installation from the manufacturer.
- B. Utilize labor or Bird-B-Gone Authorized Installers who are knowledgeable in Bird-B-Gone product installations.
- C. Installer shall visit the site to gather all information of existing site conditions.
- D. Single Source Responsibility: Netting and all parts / accessories of the bird netting shall be from one manufacturer.

### **1.4 SUBMITTALS**

- A. Product Data: Submit all descriptive information from the manufacturer including catalogs, installation instructions and other descriptive material.
- B. Provide Warranty: Material and installation.
- C. Provide Samples: Each type of bird netting used, including proposed fastening methods and hardware.
- D. Provide statement by official indicating that they are a certified installation company.

### **1.5 PRODUCT HANDLING**

- A. Protect Bird-B-Gone products from damage before, during and after the installation.

### **1.6 PROJECT CONDITIONS**

- A. Coordination: Furnish all anchor devices required to fasten system to and around existing building structure. Coordinate installation with existing conditions and within on-site tolerances.
- B. Visit site and field measure prior to fabrication and delivery of materials.

## **1.7 WARRANTY**

- A. ¾" bird netting shall carry a minimum 10 year guarantee against U.V. breakdown for black netting, 3 year guarantee for white and stone netting.
- B. Installation shall be guaranteed for 2 years.
- C. Installation shall be performed by a Certified Bird-B-Gone Authorized Installer.
  - 1. Proof of Certification required.

## **PART2 – PRODUCTS**

### **2.1 ACCEPTABLE MANUFACTURER**

#### **Manufacturer: (Basis of Design)**

Bird-B-Gone, Inc.  
Bird Net 2000™  
2201 N. Grand Ave, #11209  
Santa Ana, CA 92711  
Tel: 800-392-6915 or 949-472-3122  
Fax: 949-472-3116  
P.O.C.: Chris Fields

### **2.2 PRODUCT DESCRIPTION**

- A. Model Designation:
  - 1. ¾" Heavy Duty 12/6 Bird Net 2000™
- B. Color: Black

### **2.3 MATERIAL**

- A. Material: U.V. stabilized knotted polyethylene net. Flame resistant (270°F melting point). Rot-proof, non-conductive and stable in sub zero temperatures.
- B. Construction: 12/6 Bird Net 2000™, comprised of 6 monofilaments, each 12/1000" thick with U.V. stabilizers added. Monofilaments are twisted together to produce a strong twine with 160-200 twists per meter.
- C. Break Strength: ISO 1806 protocol mesh tested in excess of 40 lbs. Proof of Test Certification Required.
- D. Sizes: As required.
- E. Hardware: All metal hardware or products are stainless steel.

### **2.4 MOUNTING SYSTEMS**

- A. Solid Steel: For corner attachments use Bird-B-Gone eye bolts with lock nuts and Bird-B-Gone multipurpose cable brackets with powder actuated fire-in-pins for intermediate attachments.
- B. Steel I-Beams: For corner attachments, use eye bolts with lock nuts. For intermediate attachments, use the appropriate size Bird-B-Gone girder clips.
- C. Sheet Metal: Use Bird-B-Gone multipurpose cable brackets with self-tapping screws for both corner and intermediate attachments.
- D. Brick, Concrete and Stone: For corner attachments, use Bird-B-Gone expanding corner net bolts. For intermediate attachments, use one of the following Bird-B-Gone attachments: open or closed net loop, net spike, split pin with anchor rivet or multipurpose cable bracket.

## **PART 3 – EXECUTION**

### **3.1 EXAMINATION**

- A. Examine the installation area and note any detrimental or hazardous work conditions. Notify contracting officer or inspector of the detrimental work conditions.
- B. Do not proceed with installation until conditions are corrected.

### **3.2 SURFACE PREPARATION**

- A. Surface should be thoroughly cleaned and free of bird droppings, nesting materials, rust peeling paint or other debris.
- B. Remove or repair articles that may damage Bird Net 2000™ after installation, including overhanging foliage, brush and loose parts on the structure.

### **3.3 INSTALLATION**

- A. Install Bird Net 2000™ as recommended by the manufacturer. Bird Net 2000™ shall fit the area to be protected perfectly so pest birds cannot enter the protected area, and so the netting blends with the architecture.
- B. Bird Net 2000™ correct mesh sizes shall be specified to ensure exclusion of the correct pest bird.
- C. Bird Net 2000™ shall be installed tightly and securely to ensure a long lasting installation that is visually hard to see.

### **3.4 INSPECTION**

- A. Visually inspect Bird Net 2000™ for any signs of poor installation, including loose screws, fasteners or un-removed debris.
- B. Immediately correct and repair as necessary.

END OF SPECIFICATION

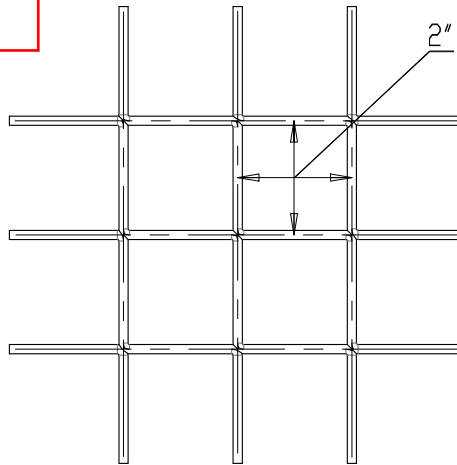
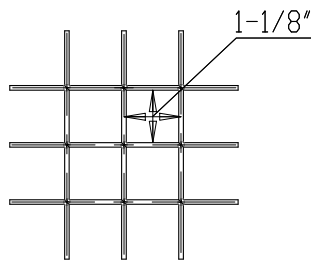
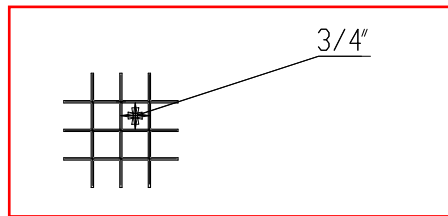
MANUFACTURER NOTES:

MATERIAL : U.V. STABILIZED KNOTTED POLYETHYLENE NET. FLAME RESISTANT  
 (270°F MELTING POINT). ROT-PROOF,  
 NON-CONDUCTIVE AND STABLE IN SUBZERO TEMPERATURES.  
 NETTING BREAK STRENGTH IN EXCESS OF 40 LBS PER TWISTED STRAND  
 MESH SIZE: 3/4", 1 1/8", 2".  
 NET SIZE : 25'x25', 25'x50', 50'x50', 50'x75', 50'x100', 100'x100', 100'x200', 200'x200', CUSTOM.  
 NET COLORS: BLACK, WHITE, STONE (BEIGE)  
 WARRANTY : BLACK - 10 YEARS, WHITE/STONE - 3 YEARS FROM MANUFACTURER'S DEFECTS AND DEFECTS CAUSED BY  
 U.V. BREAKDOWN

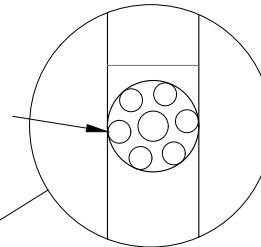
REV	DATE	DESCRIPTION
1	02/20/19	NEW

NOTE:

1. INSTALLATION TO BE COMPLETED IN ACCORDANCE WITH MANUFACTURER'S SPECIFICATIONS.
2. DO NOT SCALE DRAWING
3. THIS DRAWING IS INTENDED FOR USE BY ARCHITECTS, ENGINEERS, CONTRACTORS, CONSULTANTS AND DESIGN PROFESSIONALS FOR PLANNING PURPOSES ONLY. THIS DRAWING MAY NOT BE USED FOR CONSTRUCTION.
4. ALL INFORMATION CONTAINED HEREIN CURRENT AT THE TIME OF DEVELOPMENT BUT MUST BE APPROVED BY THE PRODUCTION MANUFACTURER TO BE CONSIDERED ACCURATE.



6x STRANDS  
MONOFILAMENT



DETAIL A

SCALE 20 : 1

**BIRD•B•GONE<sup>®</sup>** Inc.

DESCRIPTION:

BIRD NET 2000 HEAVY DUTY NETTING

SIZE	DWG. NO.	REV
A	BBG_0.75in Net_X1_021319	1
SCALE:	1:1	SHEET 1 OF 1

5

4

3

2

1