



# COURISTAN®

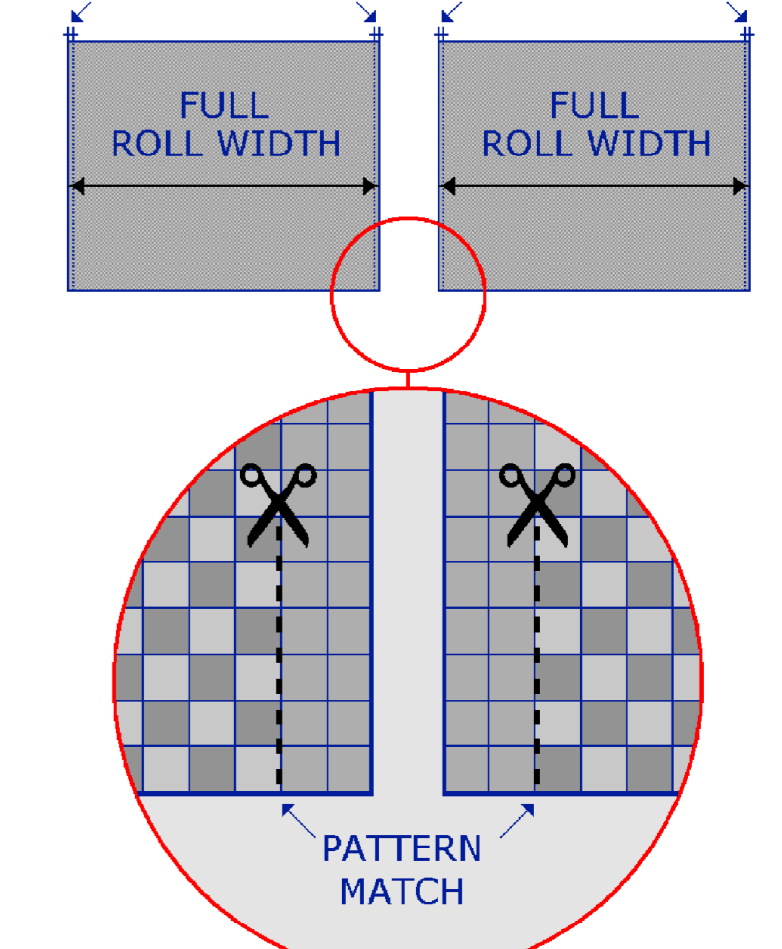
THE SEAMING LAYOUT IS BASED ON PLANS SUBMITTED BY THE INTERIOR DESIGNER/CLIENT. DUE TO MANUFACTURING TOLERANCES AND ON-SITE CONDITIONS THE SEAM LINES AND DIMENSIONS SHOWN ARE FOR GUIDANCE ONLY, ADDITIONAL SEAMS MAY BE REQUIRED.

### PLAN KEY

- = .....KNOWN SEAM LINES
- △ = .....ROLL # AND ROLL DIRECTION
- ◡ = .....ROLL LENGTH

### INSTALLATION INSTRUCTIONS

SOLID OVERLAP TO BE REMOVED FROM BOTH SIDES TO ACHIEVE PATTERN MATCH



NOTE : THE TRIMMED SELVEDGE OR FACTORY EDGE OF EACH ROLL IS TO BE SEALED WITH THE APPROPRIATE SEAM SEALER PRIOR TO INSTALLATION.

### REVISIONS

### PROJECT REFERENCE

P.C.C.A

YARDAGE BASED ON : 12' GOODS : AX

BRIDGE LOBBY/REGISTRATION	837.33sy
BRIDGE LOBBY RUG	168.00sy
12th STREET TRAIN SHED	2289.33sy
TRAIN SHED CONCOURSE RUNNER	595.33sy
LEVEL 89 BLOCK 'C' - RUG	404.00sy
LEVEL 89 BLOCK 'C' - RUG	1153.33sy
LEVEL 89 BLOCK 'C' STAIRS	185.33sy
LEVEL 89 BLOCK 'C' GRAND STAIRS	480.00sy

SUB TOTAL	6112.67sy
ATTIC STOCK	0.00sy
PROJECT TOTAL	6112.67sy

[TAKE OFF: CB611-10 - ORIGINAL - 11.JAN.2024]

APPROVED FOR LAYOUT BY: DATE: *Stephen Shepper* (CLIENT)

APPROVED FOR YARDAGE BY: DATE: (INSTALLER)

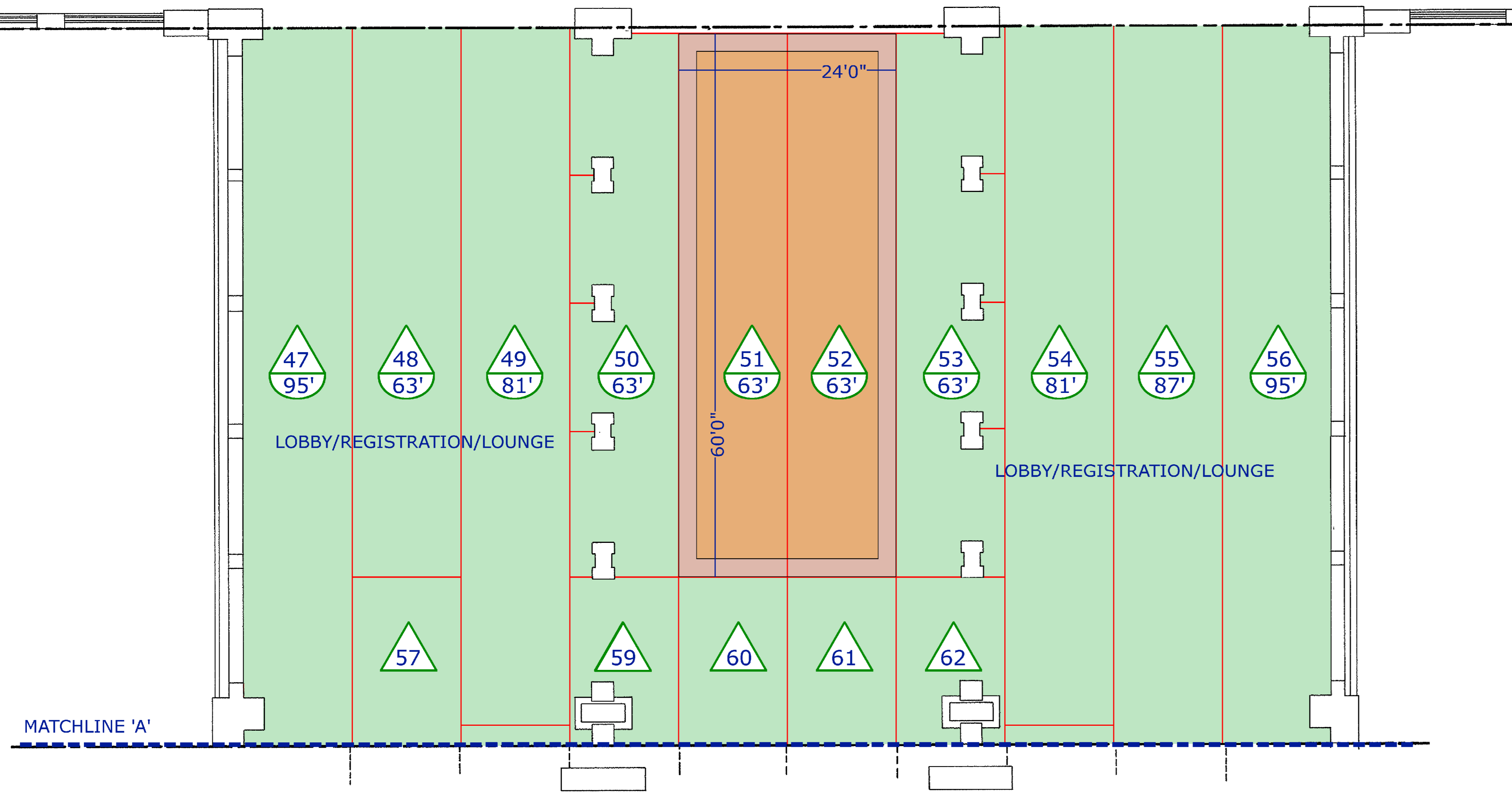
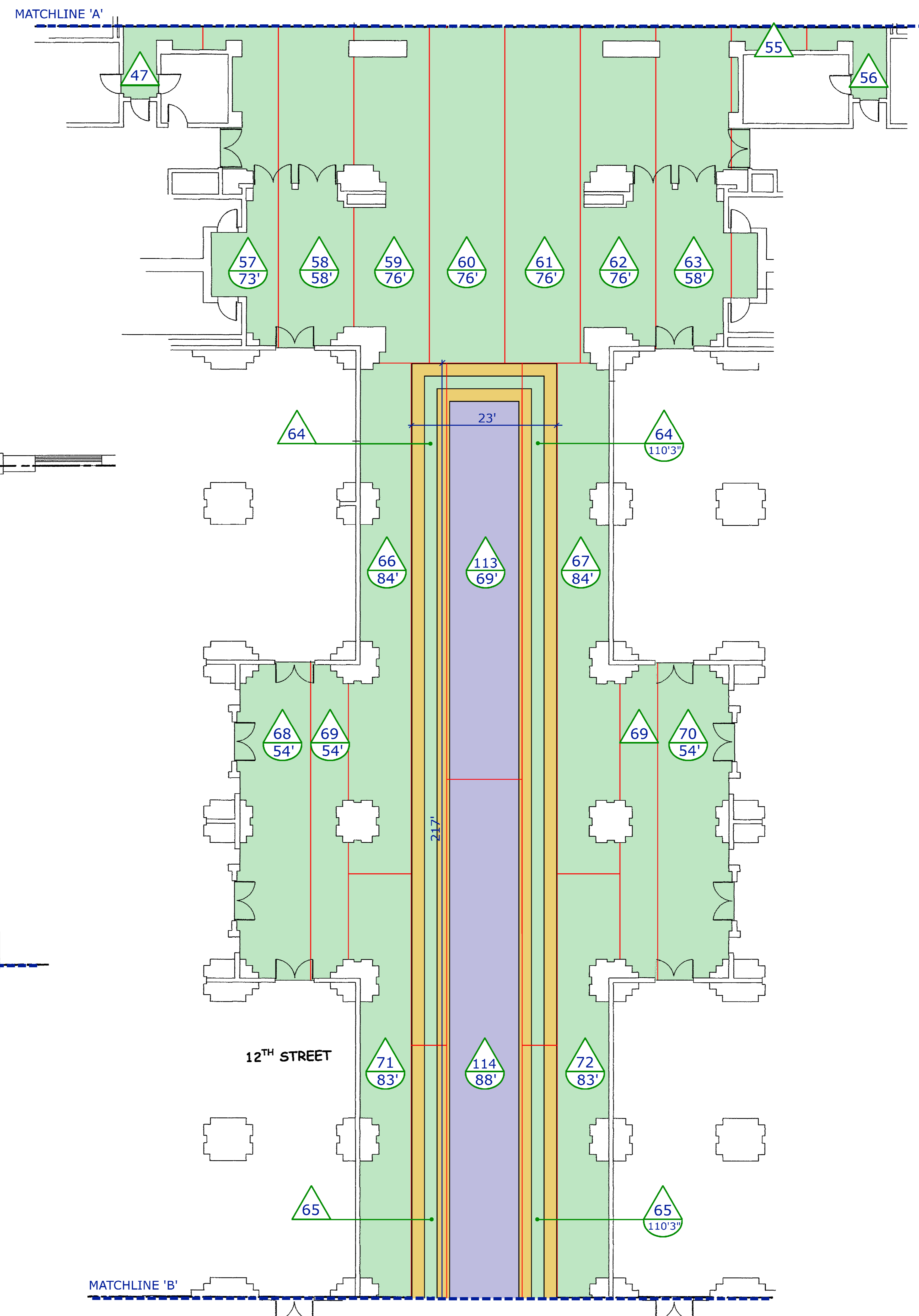
SCALE : 1/8" = 1' DATE : 11.JAN.2024

DRAWN BY : PA ORDER #:

DRAWING #: REVISION #:

CB611-10-P1

1 OF 3



SCALE : 1/8" = 1'



# COURISTAN®

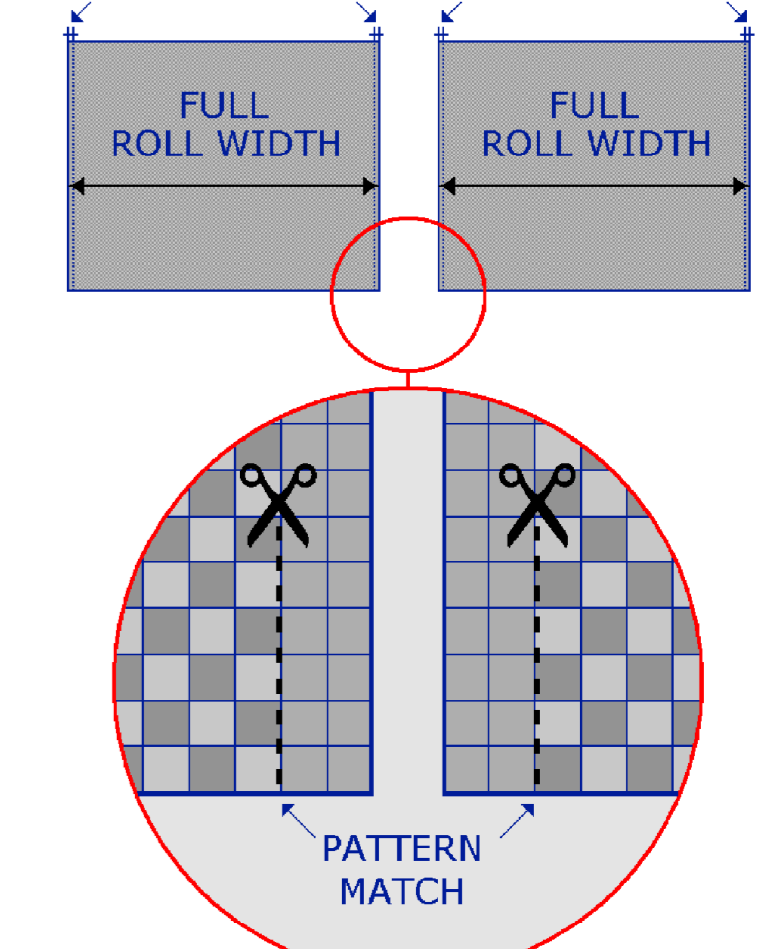
THE SEAMING LAYOUT IS BASED ON PLANS SUBMITTED BY THE INTERIOR DESIGNER/CLIENT. DUE TO MANUFACTURING TOLERANCES AND ON-SITE CONDITIONS THE SEAM LINES AND DIMENSIONS SHOWN ARE FOR GUIDANCE ONLY, ADDITIONAL SEAMS MAY BE REQUIRED.

### PLAN KEY

- = .....KNOWN SEAM LINES
- = .....ROLL # AND ROLL DIRECTION
- = .....ROLL LENGTH

### INSTALLATION INSTRUCTIONS

SOLID OVERLAP TO BE REMOVED FROM BOTH SIDES TO ACHIEVE PATTERN MATCH



NOTE : THE TRIMMED SELVEDGE OR FACTORY EDGE OF EACH ROLL IS TO BE SEALED WITH THE APPROPRIATE SEAM SEALER PRIOR TO INSTALLATION.

### REVISIONS

### PROJECT REFERENCE

P.C.C.A

YARDAGE BASED ON : 12' GOODS : AX

SEE PLAN 1

APPROVED FOR LAYOUT BY: *Stephen Shepper* DATE: \_\_\_\_\_  
(CLIENT)

APPROVED FOR YARDAGE BY: \_\_\_\_\_ DATE: \_\_\_\_\_  
(INSTALLER)

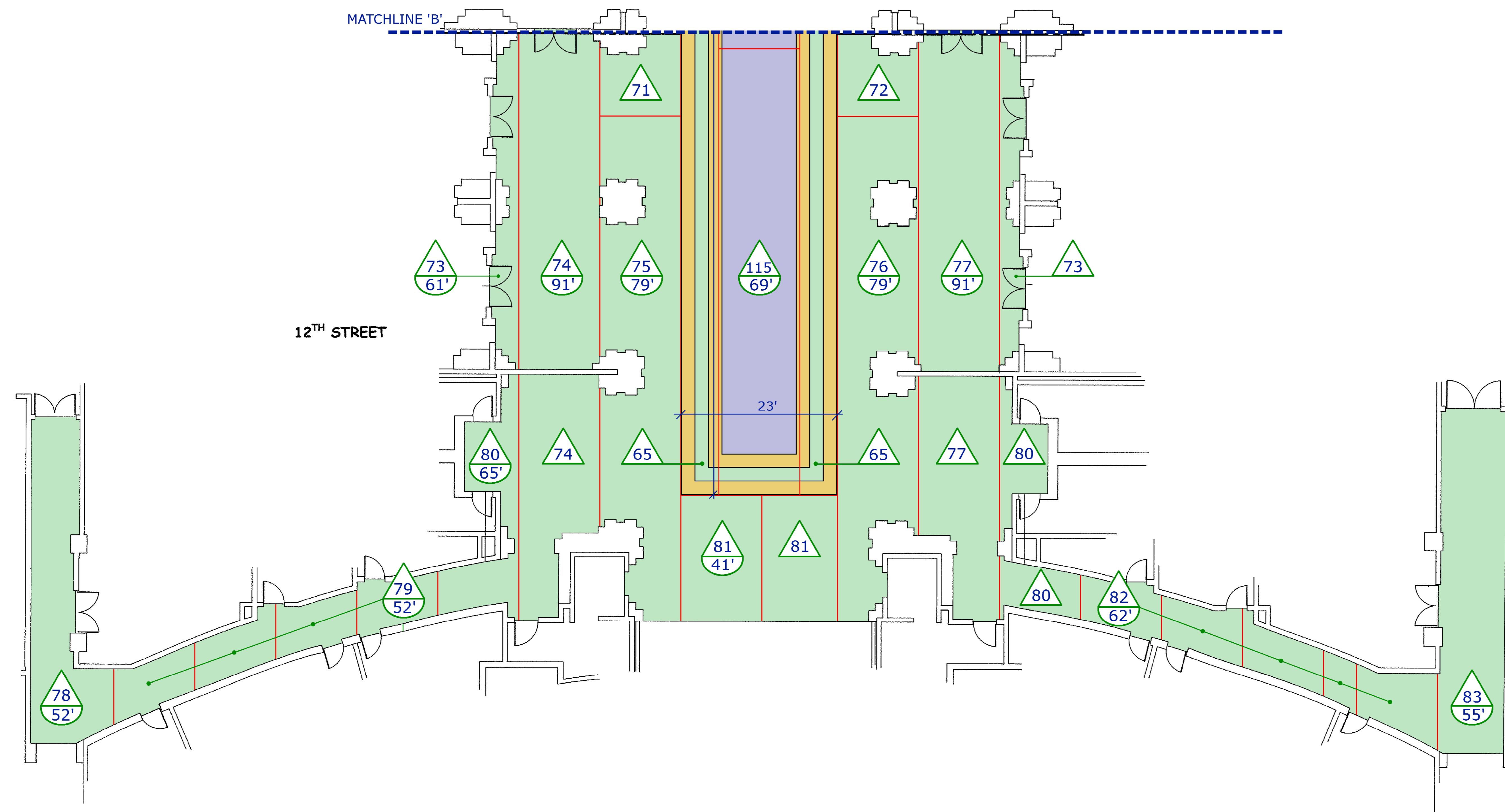
SCALE : 1/8" = 1' DATE : 11.JAN.2024

DRAWN BY : PA ORDER #:

DRAWING #: REVISION #:

CB611-10-P2

2 OF 3



SCALE : 1/8" = 1'





# COURISTAN

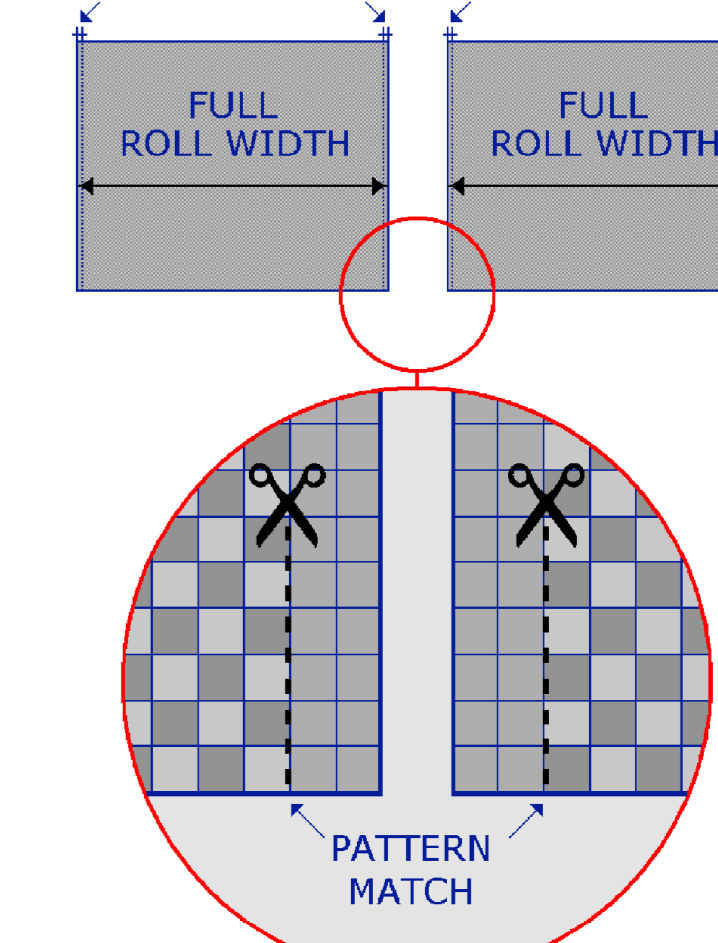
THE SEAMING LAYOUT IS BASED ON PLANS SUBMITTED BY THE INTERIOR DESIGNER/CLIENT. DUE TO MANUFACTURING TOLERANCES AND ON-SITE CONDITIONS THE SEAM LINES AND DIMENSIONS SHOWN ARE FOR GUIDANCE ONLY, ADDITIONAL SEAMS MAY BE REQUIRED.

### PLAN KEY

- = .....KNOWN SEAM LINES
- △ = .....ROLL # AND ROLL DIRECTION
- = .....ROLL LENGTH

### INSTALLATION INSTRUCTIONS

SOLID OVERLAP TO BE REMOVED FROM BOTH SIDES TO ACHIEVE PATTERN MATCH



NOTE : THE TRIMMED SELVEDGE OR FACTORY EDGE OF EACH ROLL IS TO BE SEALED WITH THE APPROPRIATE SEAM SEALER PRIOR TO INSTALLATION.

### REVISIONS

### PROJECT REFERENCE

P.C.C.A

YARDAGE BASED ON : 12' GOODS : AX

SEE PLAN 1

APPROVED FOR LAYOUT BY: *Stephen Shepper* DATE: \_\_\_\_\_  
 \_\_\_\_\_ (CLIENT)

APPROVED FOR YARDAGE BY: \_\_\_\_\_ DATE: \_\_\_\_\_  
 \_\_\_\_\_ (INSTALLER)

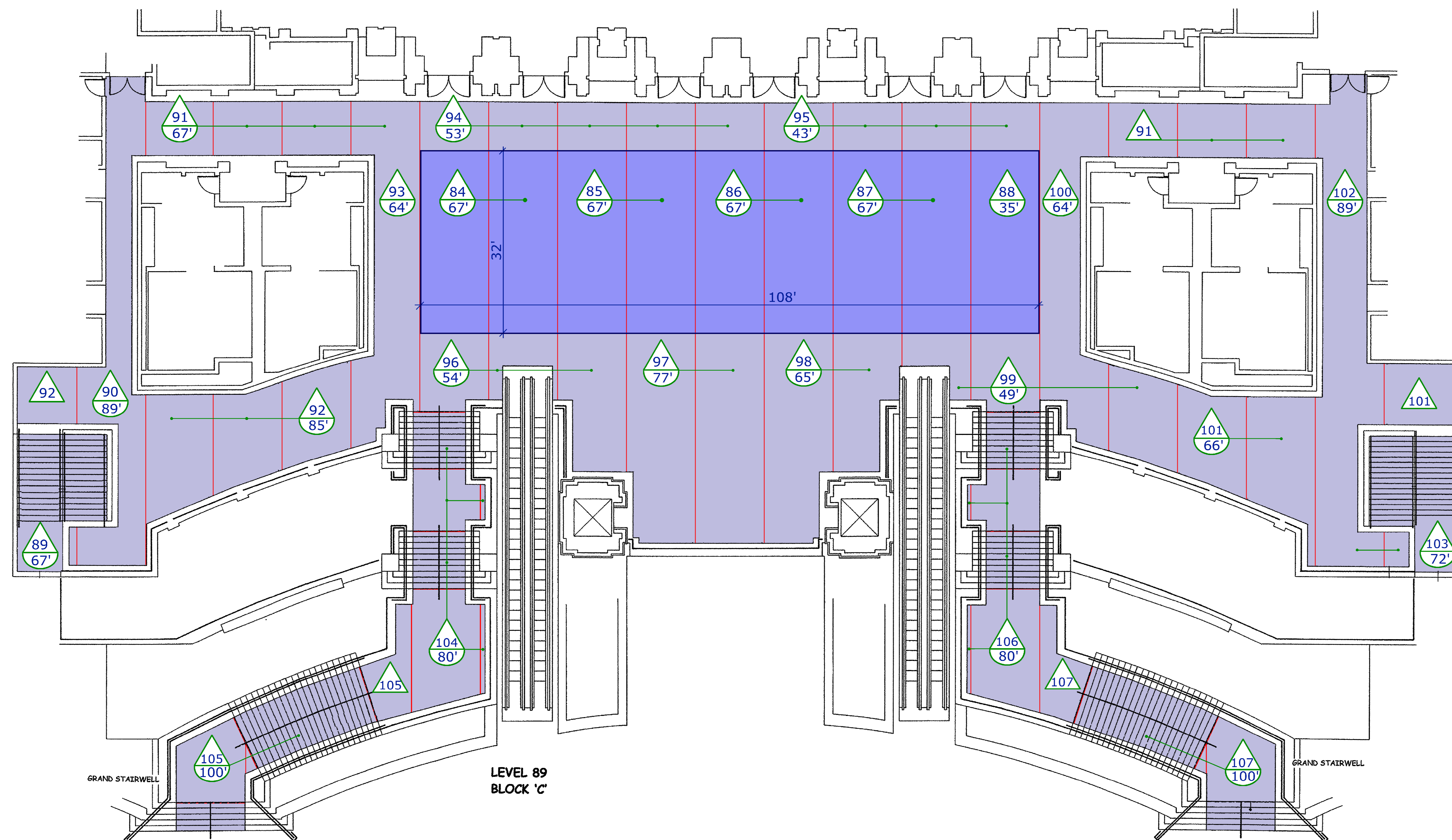
SCALE : 1/8" = 1' DATE : 11.JAN.2024

DRAWN BY : PA ORDER #:

DRAWING # : REVISION #:

CB611-10-P3

3 OF 3



0 4' 8' 12' 24' 36' 48'

SCALE : 1/8" = 1'