



LIGHTING COORDINATION NOTES

- REFER TO LIGHTING FIXTURE SCHEDULES ON DRAWINGS EL501 THROUGH EL504 FOR ALL SPECIALTY AND BACK-OFF-HOUSE LIGHT FIXTURE DEFINITIONS.
- COORDINATE WITH REFLECTED CEILING PLAN (RCP) DRAWING SERIES A6.10 AND FOLLOWING FOR ALL CEILING HEIGHTS AND EXACT LOCATIONS FOR CEILING MOUNTED LIGHT FIXTURES.
- COORDINATE WITH ARCHITECTURAL BUILDING ELEVATION DRAWING SERIES A-300 FOR EXACT MOUNTING HEIGHTS OF ALL OUTSIDE BUILDING MOUNTED LIGHT FIXTURES.
- FOR MOUNTING ORIENTATION OF ALL COVE MOUNTED LIGHTING IN TOILET ROOMS (F5-1 & F5-2 FIXTURES) REFER TO ARCHITECTURAL DETAILS G12 & A14 ON DRAWING A-670. (TYP)
- FOR MOUNTING ORIENTATION OF ALL COVE MOUNTED LIGHTING IN CORRIDORS, PRE-FUNCTION AND OTHER PUBLIC CIRCULATION AREAS, (F1-2 & F1-4 FIXTURES) REFER TO DETAIL E12 ON DRAWING A-670. (TYP)
- FOR MOUNTING ORIENTATION OF ALL DOWNLIGHTS AT MEETING ROOM ENTRANCES AND WINDOWS, REFER TO ARCHITECTURAL DETAILS E1, E6, L1 & L5 ON DRAWING A-670, AND DETAILS G1 & G5 ON DRAWING A-671. (TYP)
- FOR MOUNTING ORIENTATION OF ALL QUARTZ WALLWASHER 'OW-1' FIXTURES IN PUBLIC CORRIDORS, REFER TO ARCHITECTURAL DETAIL A5 ON DRAWING A-671. (TYP)
- WHERE APPLICABLE TO LIGHTING INSTALLATION, UTILIZE THE STANDARDS AND GUIDELINES OUTLINED ON 'MISC ELECTRICAL DETAILS' DRAWINGS E401, E402 AND E403.
- ALL 'C'-EM FIXTURE MOUNTED IN STAIRWELLS SHALL BE WALL MOUNTED AT 7'-0" ABOVE LANDING. COORDINATE WITH ALL OTHER TRADES FOR INSTALLATION OF OTHER EQUIPMENT IN STAIRWELLS, E.G. FIRE PROTECTION FWA LOCATIONS, ETC.
- MANY OF THE SPECIALTY LIGHTING FIXTURES HAVE SPECIFIC CONSTRUCTION AND MOUNTING REQUIREMENTS. TO REVIEW THIS INFORMATION, REFER TO FIXTURE MANUFACTURER'S CUTS PACKAGE AT END OF LIGHTING SPECIFICATIONS.



PICTURE 1/235



PICTURE 2/235

CONTRACT 2 SCOPE OF WORK
ALL THE WORK SHOWN ON THIS DRAWING IS PART OF THE WORK OF CONTRACT 2

VITETTA
ARCHITECTURE ENGINEERING PLANNING INTERIOR DESIGN
PHILADELPHIA NAVAL BUSINESS CENTER
4747 S. BRAD ST. PHILADELPHIA PA 19112
T 215.218.4747 F 215.218.4740

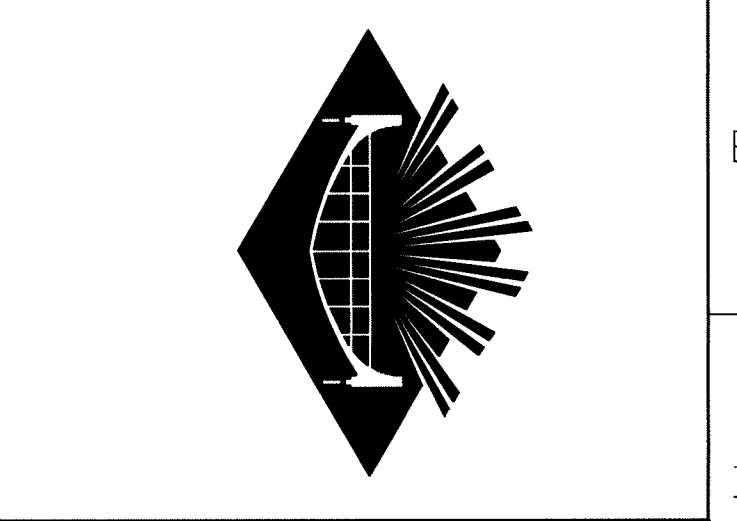
K Kelly/Maiello Inc.
Architects & Planners
1420 WALNUT STREET, 15TH FLOOR
PHILADELPHIA PA 19102-4015
215-546-6000 FAX 215-546-1420

tvs THOMPSON, VENTULETTI, STANBACK & ASSOCIATES, INC.
2700 PROMENADE TWO
1200 PEACHTREE STREET N.E.
ATLANTA, GEORGIA 30308-3991
404-888-6600 FAX 404-888-6700

PROJECT # 8933.0400
ALL DIMENSIONS MUST BE VERIFIED BY CONTRACTOR AND THE ARCHITECT NOTIFIED OF ANY DISCREPANCIES BEFORE PROCEEDING WITH THE CONSTRUCTION. NOT TO SCALE.
DRAWING 02/20/08

RECEIVED
March 31, 2010
The Keating Joint Venture
Job #711.002

KJV - PCI#235
EXPANSION AND RENOVATION
TO THE
PENNSYLVANIA CONVENTION CENTER
1101 ARCH STREET • PHILADELPHIA, PENNSYLVANIA 19107
PENNSYLVANIA CONVENTION CENTER AUTHORITY
ONE PENNSYLVANIA CONVENTION CENTER PLACE
1101 ARCH STREET
PHILADELPHIA, PENNSYLVANIA 19107



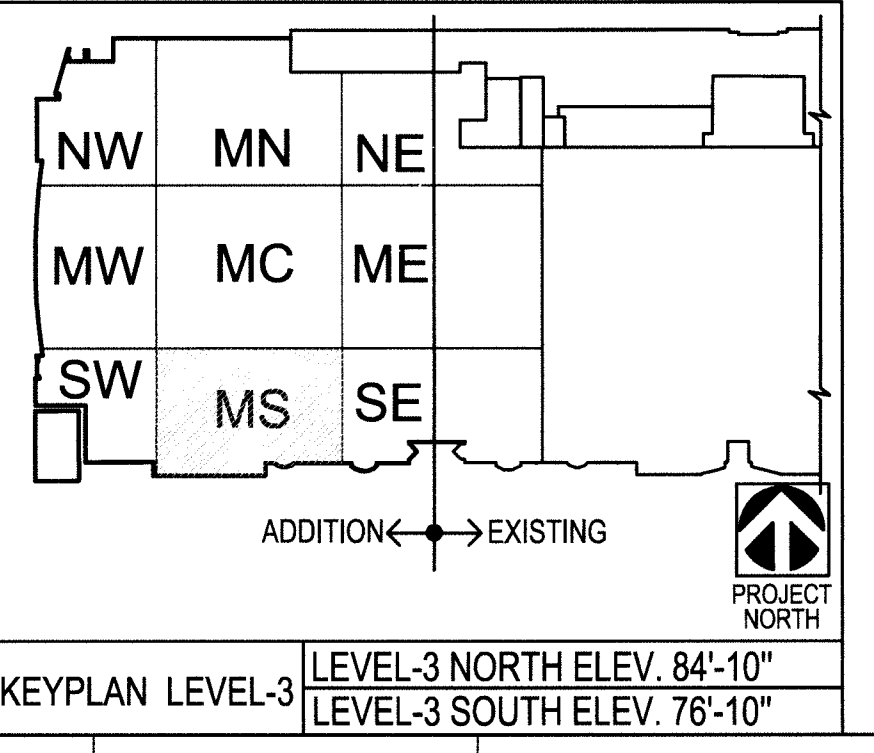
CONTRACT 2

WORK SHOWN IS WORK OF CONTRACT #2 AND IS DESCRIBED IN DIVISION 01 SECTION 1000 'SUMMARY OF THE WORK'. WORK IDENTIFIED AS 'NOT IN CONTRACT' (NIC) IS WORK OF CONTRACT #1 AND IS SHOWN FOR THE PURPOSE OF REFERENCE & COORDINATION.

NO.	REVISIONS	DATE
1	CONFORMED SET - ISSUED FOR CONSTRUCTION	10/20/08
12	AS1-#12	02/19/09
76	AS1-76, C2-RFI-744	03/25/10

DRAWING TITLE: **LEVEL-3 LIGHTING PLAN MIDDLESOUTH**

PROJECT NO. 8933.04
DRAWING NO. **EL235**
DRAWN BY: [Name]
CHECKED BY: [Name]
DATE: 06/09/08
SCALE: AS NOTED



LEVEL 3 FLOOR PLAN - MIDDLESOUTH
SCALE: 1/8" = 1'-0"

MATCH LINE-SEE SHEET EL232

MATCH LINE-SEE SHEET EL238