EQUIPMENT SCHEDULE

ITEM NO.	QTY	DESCRIPTION	MANUFACTURER	MODEL NUMBER	EQUIPMENT REMARKS
01	1	WALK-IN COOLER/FREEZER COMBO	ARCTIC INDUSTRIES		
02	2	EVAPORATOR COIL, WALK-IN COOLER	ARCTIC INDUSTRIES		
03	1	CONDENSING UNIT, WALK-IN COOLER	ARCTIC INDUSTRIES		
04	1	EVAPORATOR COIL, WALK-IN FREEZER	ARCTIC INDUSTRIES		
05	1	CONDENSING UNIT, WALK-IN FREEZER	ARCTIC INDUSTRIES		
06	11	SHELVING UNIT, 4-TIERS, 70"H POSTS	METRO	PR2430NK3	
07	19	SHELVING UNIT, 4-TIERS, 70"H POSTS	METRO	PR2460NK3	
08	2	SHELVING UNIT, 4-TIERS, 70"H POSTS	METRO	PR2442NK3	
09	2	SHELVING UNIT, 4-TIERS, 70"H POSTS	METRO	PR2436NK3	
10	11	SHELVING UNIT, 4-TIERS, 70"H POSTS	METRO	PR2448NK3	
11	10	HEAT LAMP, DECORATIVE	HATCO	DL-750-CL	
12	1	WALK-IN COOLER	ARCTIC INDUSTRIES		
13	1	EVAPORATOR COIL, WALK-IN COOLER	ARCTIC INDUSTRIES		
14	1	CONDENSING UNIT, WALK-IN COOLER	ARCTIC INDUSTRIES		
15	2	SHELVING UNIT, 4-TIERS, 70"H POSTS	METRO	PR2454NK3	
16	1	WALK-IN COOLER/FREEZER COMBO	ARCTIC INDUSTRIES		
17	2	EVAPORATOR COIL, WALK-IN COOLER	ARCTIC INDUSTRIES		
18	1	CONDENSING UNIT, WALK-IN COOLER	ARCTIC INDUSTRIES		
19	2	EVAPORATOR COIL, WALK-IN FREEZER	ARCTIC INDUSTRIES		
20	2	CONDENSING UNIT, WALK-IN FREEZER	ARCTIC INDUSTRIES		
21	2	BIN, ICE DISPENSING, W/ TRANSPORT CART	FOLLETT	DEV2100SG-72-75	
22	2	ICE MAKER W/O BIN	HOSHIZAKI AMERICA	KM-1900SAJ	
22F	2	FILTER SYSTEM, FOUNTAIN BEVERAGE	EVERPURE	EV9328-02	
23	2	FLOOR TROUGH	EAGLE GROUP	ASFT-1872-FG	
24	1	CART, ICE TRANSPORT	CAMBRO	ICS125L110	
25	1	DISHTABLE, ACCESSORY	EAGLE GROUP	606642	
26	1	DOLLY, DISHRACK	METRO	D2020N	
27	1	SINK, SCULLERY, 1 COMPARTMENT	EAGLE GROUP	314-18-1-36R	
28	9	SINK, HAND, WALL MOUNT	EAGLE GROUP	HSA-10-FAW	
29	9	TRASH CAN, SLIM	RUBBERMAID	FG354060GRAY	
30	6	SHELVING UNIT, 5-TIERS, 74"H POSTS	METRO	PR2460NK3	
31	1	TABLE, WORK, ENCLOSED BASE	EAGLE GROUP	CB3696SE-BS	
32	2	DISPENSER, HOT POWDERED DRINK	BUNN-O-MATIC	37000.0000	
32F	2	FILTER SYSTEM, FOUNTAIN BEVERAGE	EVERPURE	QC7I SINGLE 4FC	
33	17	RACK, UTILITY	METRO	RF3N	
34	1	MIXER, FLOOR	HOBART	HL800-1STD	
35	1	MIXER, FLOOR	HOBART	HL400-1STD	
36	4	BIN, INGREDIENT	CAMBRO	IBS27148	
37	1	WORK TABLE W/ PREP SINK	EAGLE GROUP	T36120STE	
38	1	WORK TABLE	EAGLE GROUP	T3696STE	
39	1	WORK TABLE	EAGLE GROUP	T36120SE	
40	1	REFRIGERATOR, UNDERCOUNTER	CONTINENTAL	SW48N-U	
41	1	TABLE, WORK	EAGLE GROUP	T36120STE	
42	1	CHILLER/FREEZER, ROLL-IN BLAST, REMOTE	AMERICAN PANEL	AP20BC200-2	
43	1	EXHAUST HOOD	CAPTIVE-AIRE		
44	1	UTILITY DISTRIBUTION SYSTEM	CAPTIVE-AIRE		
45	4	OVEN-STEAMER, COMBINATION, GAS	CONVOTHERM USA	C4ET 20.20 GB VT	TABLET CLEANING ONLY
46	1	KETTLE, STEAM JACKETED	CLEVELAND RANGE	KGL-60-T	
47	2	TILT SKILLET	CLEVELAND RANGE	SGL-40-T1	
48	1	FLOOR TROUGH	IMC/TEDDY	CUSTOM SIZE 30"D X 158"W	
49	1	EXHAUST HOOD	CAPTIVE-AIRE		
50	1	OVEN, CONVECTION, GAS	GARLAND	MCO-GS-20-S	
51	1	6-BURNER RANGE	GARLAND	M43R	
52	3	REFRIGERATOR, REACH-IN	CONTINENTAL	1RNSS	
53	2	REFRIGERATOR, UNDERCOUNTER	CONTINENTAL	SW60N-U	
54	1	WORK TABLE W/ PREP SINK	EAGLE GROUP	T30144STE	
55	1	WORK TABLE	EAGLE GROUP	T30144SE	
56	2	REFRIGERATOR, REACH-IN	CONTINENTAL	2RNSS	
57	1	EXHAUST HOOD	CAPTIVE-AIRE		
58	1	UTILITY DISTRIBUTION SYSTEM	CAPTIVE-AIRE		
59	4	GRIDDLE STAND, REFRIGERATOR	CONTINENTAL	D48GN	
60	2	CHAR BROILER, HEAVY DUTY, GAS	GARLAND	GTBG48-AR48	
61	2	GRIDDLE, HEAVY DUTY, GAS	GARLAND	GTGG48-GT48M	
62	2	FRYER, DEEP FAT, GAS W/FILTER	FRYMASTER	FPPH455	
63	1	EXHAUST HOOD	CAPTIVE-AIRE		
64	2	FREEZER, REACH-IN	CONTINENTAL	2FNSS	
65	2	TABLE, WORK	EAGLE GROUP	T30144SE	
66	1	WORK TABLE W/ DBL PREP SINK	EAGLE GROUP	T36144STE-BS	
67	4	SHELF, WALL MOUNT	EAGLE GROUP	WS1272-14/3	
68	2	SLICER, FOOD	HOBART	HS7N-1	
69	2	TABLE, WORK	EAGLE GROUP	T3036SE	
70	1	SINK, MOP	EAGLE GROUP	F1916	
71	1	SHELF, WALL MOUNT	EAGLE GROUP	US0824-16/3	
72	2	REVERSE OSMOSIS SYSTEM	EVERPURE	EZ-RO 200/16G	
73	2	VACUUM PACKAGING MACHINE	HENKELMAN USA	POLAR 80 COMBIVAC	
74	4	DOLLY, DISHRACK	METRO	PCD11A	
75	2	WIRE SHELVING, 3-TIERS, 74"H POSTS	METRO	PR2460NK3	
76	1	POWER WASH, 3-COMPARTMENT SINK	HOBART US FOODSERVICE		
77	1	WIRE SHELVING, 5-TIERS, 74"H POSTS	METRO	PR2454NK3	
78	1	WAREWASHER, FLIGHT TYPE	HOBART US FOODSERVICE	FT922/7-8-7	
79	1	FOOD WASTE DIGESTER	EXBIO NA	EX-100	
80	1	DISHDROP TABLE W/ TROUGH	FABRICATION	CUSTOM	
81	2	DISPOSER, GARBAGE	SALVAJOR	300-CA-ARSS	
82	15	CART, ROOM SERVICE	ALADDIN TEMP-RITE	MD10ELPRS6B6-55	
83	8	CABINET, MOBILE, WARMING & HOLDING	ALTO-SHAAM	1000-UP	
84	2	CONVEYOR, TRAY & PLATE ASSEMBLY	ALADDIN TEMP-RITE	RC-10	
85	2	CART, TRAY STARTER	ALADDIN TEMP-RITE	SS3L	
86	3	RACK, DUNNAGE	CAMBRO	DRS480480	
87	2	SHELVING UNIT, 5-TIERS, 74"H POSTS	METRO	PR2430NK3	
88	1	SHELVING UNIT, 5-TIERS, 74"H POSTS	METRO	PR2442NK3	
89	1	TABLE, WORK	EAGLE GROUP	T3696SE	
90	2	SHELF, WALL MOUNT	EAGLE GROUP	WS1296-14/3	

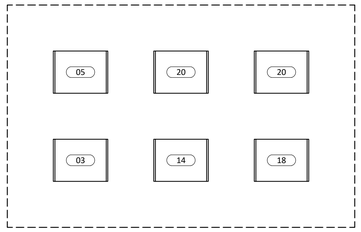

ARCHITECT TO VERIFY LOCATION FOR REMOTE OUTDOOR CONDENSING UNITS ON ROOF; REFER TO ARCHITECTURAL DRAWING & ASSOCIATED DRAWINGS & SPECIFICATIONS FOR ROOF CURB SIZE, LOCATION & CONSTRUCTION

CORSI ASSOCIATES

CONCEIVE. CREATE. CONSTRUCT.

(610) 541-0822

corsi@corsiassociates.com

PENNSYLVANIA
1489 Baltimore Pike
Suite 109
Springfield, PA 19064

NEW JERSEY
6712 Washington Ave
Suite 305
Egg Harbor Twp., NJ 08234

rev#	date	description
	01/12/24	FOODSERVICE REVISIONS

PCCA GRAND BALLROOM

drawn by:	N. SAMON
reviewed by:	K. CORSI
scale:	1/4 = 1'-0"
date:	2024/01/12
project #:	23-011

FOODSERVICE EQUIPMENT PLAN

FS-1.0

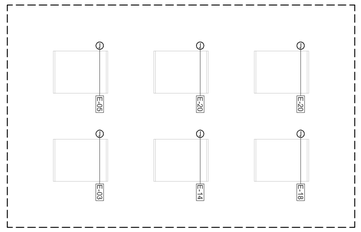

ARCHITECT TO VERIFY LOCATION FOR REMOTE OUTDOOR CONDENSING UNITS ON ROOF; REFER TO ARCHITECTURAL DRAWING & ASSOCIATED DRAWINGS & SPECIFICATIONS FOR ROOF CURB SIZE, LOCATION & CONSTRUCTION

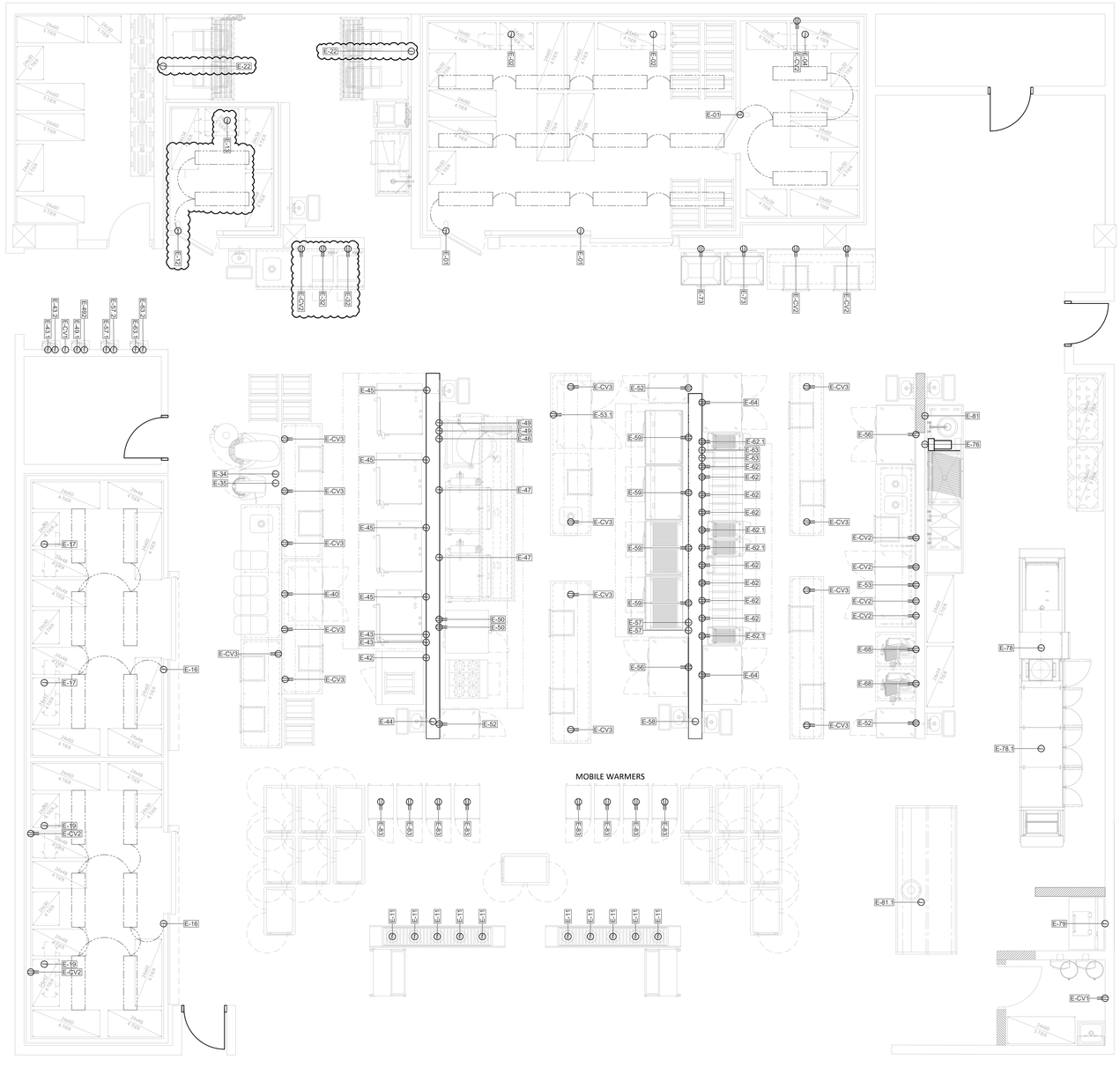

CORSI ASSOCIATES

CONCEIVE. CREATE. CONSTRUCT.

(610) 541-0822

corsi@corsiassociates.com

PENNSYLVANIA
1489 Baltimore Pike
Suite 109
Springfield, PA 19064

NEW JERSEY
6712 Washington Ave
Suite 305
Egg Harbor Twp., NJ 08234

rev#	date	description
	01/12/24	FOODSERVICE REVISIONS

PCCA GRAND BALLROOM

drawn by:	N. SAMON
reviewed by:	K. CORSI
scale:	1/4 = 1'-0"
date:	2023/10/20
project #:	23-011

FOODSERVICE ELECTRICAL PLAN

FS-1.1

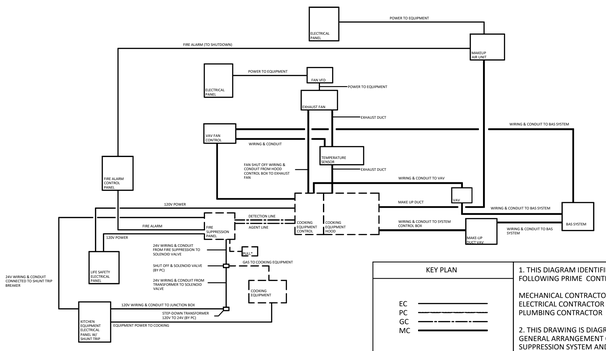

KEY PLAN

EC
PC
GC
MC

*EVENT: IF FIRE OR IF REMOTE STATION PULLED: HOOD SENDS ALARM TO FIRE ALARM, SEND CODE TO FAN, SEND ANOTHER CODE TO GAS SHUT OFF, SEND SIGNAL TO SHUNT-TRIP BREAKER TO SHUT DOWN ELECTRICAL PANEL

1. THIS DIAGRAM IDENTIFIES THE DIVISION OF SCOPE BETWEEN THE FOLLOWING PRIME CONTRACTORS:

MECHANICAL CONTRACTOR
ELECTRICAL CONTRACTOR
PLUMBING CONTRACTOR

2. THIS DRAWING IS DIAGRAMMATIC IN NATURE AND SHOWS THE GENERAL ARRANGEMENT OF INTERCONNECTIONS BETWEEN THE FIRE SUPPRESSION SYSTEM AND KITCHEN EQUIPMENT. EACH PRIME CONTRACTOR (GC, MC, EC, PC,) SHALL COORDINATE WITH FIRE SUPPRESSION REPRESENTATIVE FOR EXACT ROUTE AND TERMINATION OF CONNECTIONS (DUCTWORK, PIPING, WIRING, LOW VOLTAGE WIRING, AND ANY REQUIRED CONNECTIONS NOT SHOWN HERE.)

3.MAKE ALL FINAL CONNECTIONS PER REVIEWED KITCHEN EQUIPMENT SHOP DRAWINGS AND WRITTEN RECOMMENDATIONS.

HOOD WIRING DIAGRAM

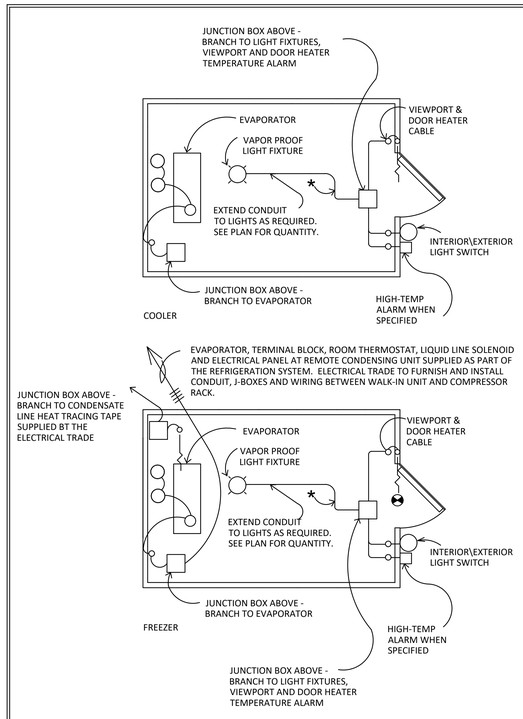

KEY PLAN

JUNCTION BOX
THERMOSTAT
LIQUID LINE SOLENOID
EYS & NIPPLE FOR CEILING PENETRATION TO SPLICE BOX
HEATED VACUUM VENT

1. LIGHT FIXTURES, SWITCH BOXES, SWITCHES, AND SPLICE
BOXES ARE FURNISHED LOOSE. ELECTRICAL TRADE TO INSTALL ALL ITEMS FURNISHED LOOSE INCLUDING ALL INTERCONNECTING CONDUIT AND WIRING.

2. EVAPORATORS ARE FURNISHED AND INSTALLED COMPLETE WITH ROOM THERMOSTAT, LIQUID LINE SOLENOID AND DISCONNECT SWITCH. ELECTRICAL TRADE TO PROVIDE
INTERCONNECTING CONDUIT AND WIRING FROM BUILDING
SERVICE TO ALL COMPONENTS.

3. ELECTRICAL TRADE TO PROVIDE ALL BUILDING SERVICES INCLUDING J-BOXES, INTERCONNECTION CONDUIT AND WIRING FROM BUILDING SERVICE TO COMPONENTS.

4. EYS FITTING FURNISHED WITH COOLERS AND FREEZERS.
ELECTRICAL TRADE TO INSTALL, WIRE AND SEAL BY ACCEPTED INDUSTRY PRACTICE.

5. FOOD SERVICE EQUIPMENT CONTRACTOR SHALL PROVIDE ALL HOLES THROUGH INSULATED PANELS. ALL PENETRATIONS SHALL BE SEALED AIR TIGHT WITH URETHANE FOAM AND CAULKING. ALL PENETRATIONS SHALL BE TRIMMED WITH STAINLESS STEEL ESCUTCHEON PLATES.

6. EVAPORATOR FAN MOTORS FOR REFRIGERATORS RUN CONTINUOUSLY. DO NOT WIRE INTERNALLY WITH THERMOSTAT. EVAPORATOR FAN MOTORS FOR FREEZERS CYCLE WITH FREEZER DEFROST.

7. CONTRACTORS MUST VERIFY AND COORDINATE ALL DATA WITH MANUFACTURER'S SHOP DRAWINGS.

* EMT RIGID CONDUIT RUN ABOVE CEILING BY ELECTRICAL TRADE

*

WALK-IN BOX WIRING DIAGRAM

LEGEND - ELECTRICAL CONNECTIONS

DR-DUPLEX RECEPTACLE
REFER TO ELECTRICAL PLAN FOR VALUE

SR-SIMPLEX RECEPTACLE
REFER TO ELECTRICAL PLAN FOR VALUE

DATA LINE

SPR-SPECIAL PURPOSE RECEPTACLE
REFER TO ELECTRICAL PLAN FOR VALUE

JB-JUNCTION BOX

FIELD WIRING, EXPOSED RIGID

E L E C T R I C A L S C H E D U L E

ITEM NO.	QTY	DESCRIPTION	AMPS	KW	HP	VOLTS	PHASE	DIRECT	PLUG	NEMA	CONN. HT A.F.F. (IN.)	ELECTRICAL REMARKS
E-01	1	WALK-IN COOLER/FREEZER COMBO	8.0			120	1	X			DFA	CONNECTION DOWN FROM ABOVE
E-02	2	EVAPORATOR COIL, WALK-IN COOLER	15.0			208-230	1	X			DFA	CONNECTION DOWN FROM ABOVE
E-03	1	CONDENSING UNIT, WALK-IN COOLER	25.0			208-230	1	X				
E-04	1	EVAPORATOR COIL, WALK-IN FREEZER	15.0			208-230	1	X			DFA	CONNECTION DOWN FROM ABOVE
E-05	1	CONDENSING UNIT, WALK-IN FREEZER	25.0			208-230	1	X				
E-11	10	HEAT LAMP, DECORATIVE	2.0	0.2		120	1	X			DFA	CONNECTION DOWN FROM ABOVE
E-12	1	WALK-IN COOLER	10.0			120	1	X			DFA	CONNECTION DOWN FROM ABOVE
E-13	1	EVAPORATOR COIL, WALK-IN COOLER	15.0			208-230	1	X			DFA	CONNECTION DOWN FROM ABOVE
E-14	1	CONDENSING UNIT, WALK-IN COOLER	25.0			208-230	1	X				
E-16	1	WALK-IN COOLER/FREEZER COMBO	10.0			120	1	X			DFA	CONNECTION DOWN FROM ABOVE
E-17	2	EVAPORATOR COIL, WALK-IN COOLER	15.0			208-230	1	X			DFA	CONNECTION DOWN FROM ABOVE
E-18	1	CONDENSING UNIT, WALK-IN COOLER	25.0			208-230	1	X				
E-19	2	EVAPORATOR COIL, WALK-IN FREEZER	25.0			208-230	1	X			DFA	CONNECTION DOWN FROM ABOVE
E-20	1	CONDENSING UNIT, WALK-IN FREEZER	25.0			208-230	1	X				
E-22	2	ICE MAKER W/O BIN	14.5			208-230	1	X			66	
E-32	2	DISPENSER, HOT POWDERED DRINK	15.0			120	1		X	5-15P	48	
E-34	1	MIXER, FLOOR	12.0		3.0	200-240	3	X			6	STUB UP CONNECTION
E-35	1	MIXER, FLOOR	95.6			200-240	3	X			6	STUB UP CONNECTION
E-40	1	REFRIGERATOR, UNDERCOUNTER	2.5		1/5	120	1		X	5-15P	6	STUB UP CONNECTION
E-42	1	CHILLER/FREEZER, ROLL-IN BLAST, REMOTE	8.0			208	1	X			48	
E-43	1	EXHAUST HOOD	8.0			120	1	X			DFA	(2) CONNECTIONS REQUIRED; CONNECTION DOWN FROM ABOVE
E-43.1	1	EXHAUST HOOD CONTROL PANEL	5.0			120	1	X			DFA	INTERCONNECT TO HOOD, ANSUL SYSTEM & BUILDING FIRE SYSTEM, 24 HR DEDICATED SERVICE
E-43.2	1	FIRE SUPPRESSION SYSTEM	20.0			120	1	X			DFA	INTERCONNECT TO HOOD, CONTROL PANEL & BUILDING FIRE SYSTEM, 24 HR DEDICATED SERVICE
E-44	1	UTILITY DISTRIBUTION SYSTEM	150.0			208-240	3	X			DFA	CONNECTION DOWN FROM ABOVE
E-45	4	OVEN-STEAMER, COMBINATION, GAS	10.6	1.1		120	1	X			48	
E-46	1	KETTLE, STEAM JACKETED	10.0			120	1		X	5-15P	24	
E-47	2	TILT SKILLET	1.4			120	1		X	5-15P	24	
E-49	1	EXHAUST HOOD	8.0			120	1	X			DFA	(2) CONNECTIONS REQUIRED; CONNECTION DOWN FROM ABOVE
E-49.1	1	EXHAUST HOOD CONTROL PANEL	5.0			120	1	X			DFA	INTERCONNECT TO HOOD, ANSUL SYSTEM & BUILDING FIRE SYSTEM, 24 HR DEDICATED SERVICE
E-49.2	1	FIRE SUPPRESSION SYSTEM	20.0			120	1	X			DFA	INTERCONNECT TO HOOD, CONTROL PANEL & BUILDING FIRE SYSTEM, 24 HR DEDICATED SERVICE
E-50	1	OVEN, CONVECTION, GAS	9.8			120	1		X	5-15P	24	(2) CONNECTIONS REQUIRED
E-52	3	REFRIGERATOR, REACH-IN	5.9		1/4	120	1		X	5-15P	48	
E-53	1	REFRIGERATOR, UNDERCOUNTER	2.5		1/5	120	1		X	5-15P	24	
E-53.1	1	REFRIGERATOR, UNDERCOUNTER	2.5		1/5	120	1		X	5-15P	6	STUB UP CONNECTION
E-56	2	REFRIGERATOR, REACH-IN	8.1		1/3	120	1		X	5-15P	48	
E-57	1	EXHAUST HOOD	8.0			120	1	X			DFA	(2) CONNECTIONS REQUIRED; CONNECTION DOWN FROM ABOVE
E-57.1	1	EXHAUST HOOD CONTROL PANEL	5.0			120	1	X			DFA	INTERCONNECT TO HOOD, ANSUL SYSTEM & BUILDING FIRE SYSTEM, 24 HR DEDICATED SERVICE
E-57.2	1	FIRE SUPPRESSION SYSTEM	20.0			120	1	X			DFA	INTERCONNECT TO HOOD, CONTROL PANEL & BUILDING FIRE SYSTEM, 24 HR DEDICATED SERVICE
E-58	1	UTILITY DISTRIBUTION SYSTEM	150.0			208-240	1	X			DFA	CONNECTION DOWN FROM ABOVE
E-59	4	GRIDDLE STAND, REFRIGERATOR	2.5		1/5	120	1		X	5-15P	24	
E-62	2	FRYER, DEEP FAT, GAS W/FILTER	1.0			120	1		X	5-15P	24	(8) CONNECTIONS REQUIRED
E-62.1	2	"	6.3			120	1		X	5-15P	24	(4) CONNECTIONS REQUIRED
E-63	1	EXHAUST HOOD	8.0			120	1	X			DFA	(2) CONNECTIONS REQUIRED; CONNECTION DOWN FROM ABOVE
E-63.1	1	EXHAUST HOOD CONTROL PANEL	5.0			120	1	X			DFA	INTERCONNECT TO HOOD, ANSUL SYSTEM & BUILDING FIRE SYSTEM, 24 HR DEDICATED SERVICE
E-63.2	1	FIRE SUPPRESSION SYSTEM	20.0			120	1	X			DFA	INTERCONNECT TO HOOD, CONTROL PANEL & BUILDING FIRE SYSTEM, 24 HR DEDICATED SERVICE
E-64	2	FREEZER, REACH-IN	9.4		1/2	120	1		X	5-15P	48	
E-68	2	SLICER, FOOD	5.6			120	1		X	5-15P	48	
E-73	2	VACUUM PACKAGING MACHINE	21.0	4.4	4 5/9	208	1		X	L15-30P	24	
E-76	1	POWER WASH, 3-COMPARTMENT SINK	56.5			208-230	3	X			24	
E-78	1	WAREWASHER, FLIGHT TYPE	86.5			280	3	X			DFA	CONNECTION DOWN FROM ABOVE
E-78.1	1		56.5			280	3	X			DFA	CONNECTION DOWN FROM ABOVE
E-79	1	FOOD WASTE DIGESTER	12.3			120	1		X	5-20P	24	
E-81	1	DISPOSER, GARBAGE	8.8		3.0	208	3	X			24	
E-81.1	1	"	8.8		3.0	208	3	X			6	STUB UP CONNECTION
E-83	8	CABINET, MOBILE, WARMING & HOLDING	16.0	1.9		120	1		X	5-20P	DFA	CONNECTION DOWN FROM ABOVE
E-CV1	LOT	CONVENIENCE OUTLET	15.0			120	1		X	5-20R	24	
E-CV2	LOT	CONVENIENCE OUTLET	15.0			120	1		X	5-20R	48	
E-CV3	LOT	CONVENIENCE OUTLET (RETRACTABLE RECEPTACLE)	15.0			120	1		X	5-20R	DFA	CONNECTION DOWN FROM ABOVE; RETRACTABLE RECEPTACLE BY OTHERS

CORSI ASSOCIATES
CONCEIVE. CREATE. CONSTRUCT.

(610) 541-0822

corsi@corsiassociates.com

PENNSYLVANIA
1489 Baltimore Pike
Suite 109
Springfield, PA 19064

NEW JERSEY
6712 Washington Ave
Suite 305
Egg Harbor Twp., NJ 08234

rev#	date	description
-	-	

PACC
GRAND
BALLROOM

drawn by:	N. SAMON
reviewed by:	K. CORSI
scale:	1/4 = 1'-0"
date:	2023/10/20
project #:	23-011

FOODSERVICE
ELECTRICAL
SCHEDULE

FS-1.2

ARCHITECT TO VERIFY LOCATION FOR REMOTE OUTDOOR CONDENSING UNITS ON ROOF; REFER TO ARCHITECTURAL DRAWING & ASSOCIATED DRAWINGS & SPECIFICATIONS FOR ROOF CURB SIZE, LOCATION & CONSTRUCTION

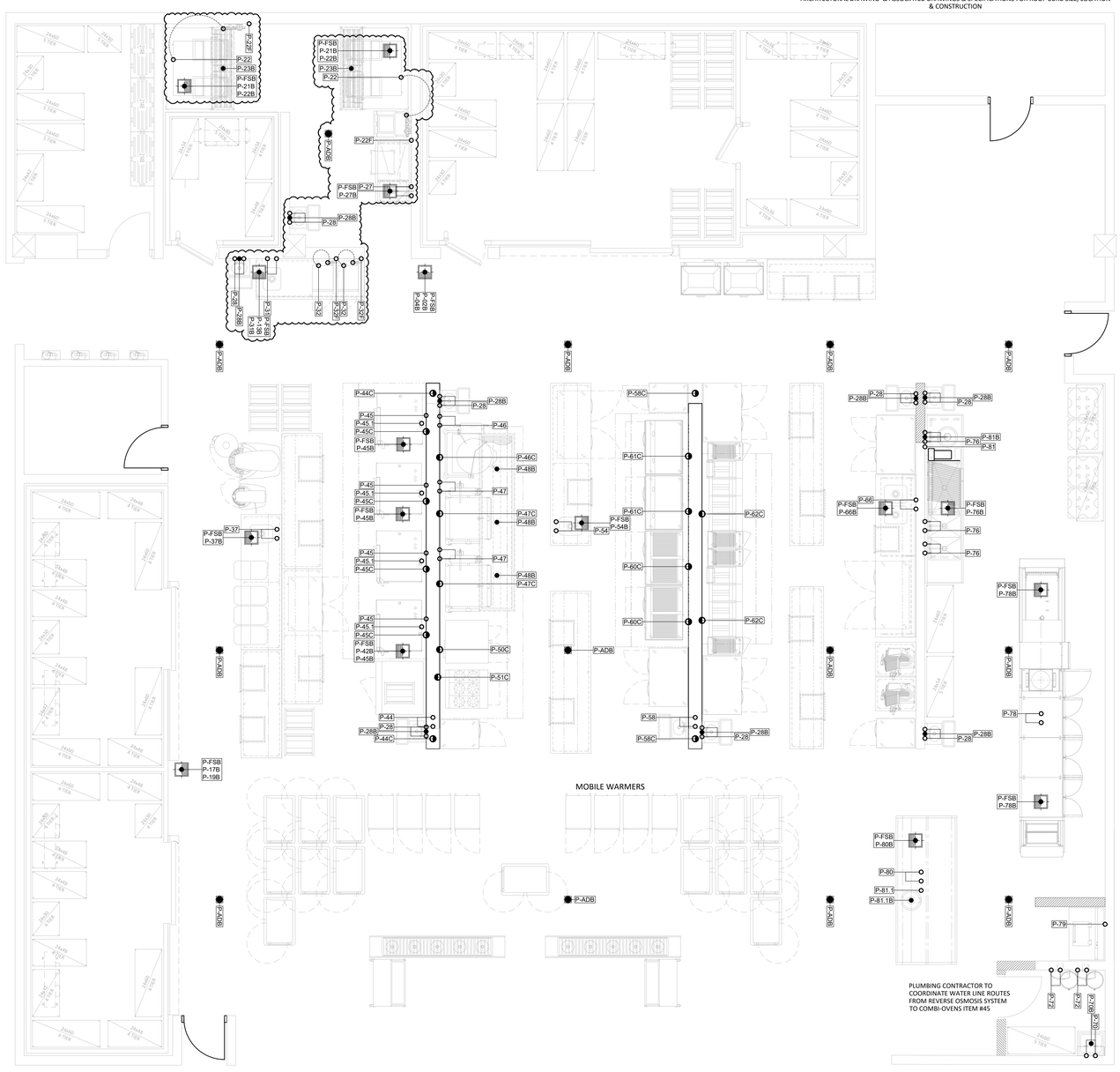

CORSI ASSOCIATES

CONCEIVE. CREATE. CONSTRUCT.

(610) 541-0822

corsi@corsiassociates.com

PENNSYLVANIA
1489 Baltimore Pike
Suite 109
Springfield, PA 19064

NEW JERSEY
6712 Washington Ave
Suite 305
Egg Harbor Twp., NJ 08234

rev#	date	description
	01/12/24	FOODSERVICE REVISIONS

PCCA
GRAND
BALLROOM

drawn by:	N. SAMON
reviewed by:	K. CORSI
scale:	1/4 = 1'-0"
date:	2023/10/20
project #:	23-011

FOODSERVICE
PLUMBING
PLAN

FS-1.3

LEGEND - PLUMBING CONNECTIONS

- CW-COLD WATER
- HW-HOT WATER
- GAS
- WASTE, DIRECT-CONNECTED UNLESS NOTED "OPEN HUB"
- FLOOR DRAIN
- FLOOR SINK WITH HALF GRATE UNLESS NOTED OTHERWISE
- FIELD CONNECTIONS

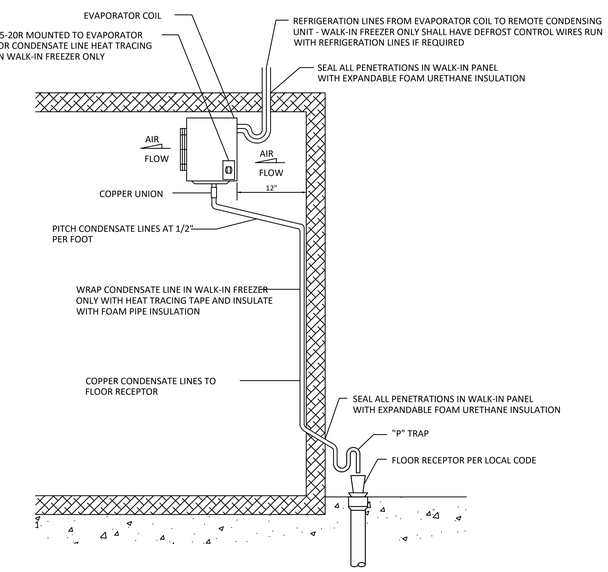

TYPICAL WALK-IN COOLER/FREEZER CONDENSATE LINE DETAIL

P L U M B I N G S C H E D U L E

ITEM NO.	QTY	DESCRIPTION	COLD WATER SIZE (IN.)	HOT WATER SIZE (IN.)	WATER CONN. HT. AFF (IN.)	INDIR. DRAIN SIZE (IN.) [B]	DIRECT DRAIN SIZE (IN.) [B]	DIRECT DRAIN HT. AFF (IN.)	GAS SIZE (IN)	MBTUH	GAS AFF (IN)	PLUMBING REMARKS
P-02	2	EVAPORATOR COIL, WALK-IN COOLER				3/4						
P-04	1	EVAPORATOR COIL, WALK-IN FREEZER				3/4						
P-13	1	EVAPORATOR COIL, WALK-IN COOLER				3/4						
P-17	2	EVAPORATOR COIL, WALK-IN COOLER				3/4						
P-19	2	EVAPORATOR COIL, WALK-IN FREEZER				3/4						
P-21	2	BIN, ICE DISPENSING, W/ TRANSPORT CART				1						
P-22	2	ICE MAKER W/O BIN	1/2		*	3/4						
P-22F	2	FILTER SYSTEM, FOUNTAIN BEVERAGE	3/4		60							INTERCONNECT WITH ICE MAKER ITEM #22
P-23	2	FLOOR TROUGH					3	*				*DRAIN AT FLOOR
P-27	1	SINK, SCULLERY, 1 COMPARTMENT	1/2	1/2	18	1 1/2						
P-28	9	SINK, HAND, WALL MOUNT	1/2	1/2	18		1 1/2	24				
P-31	1	TABLE, WORK, ENCLOSED BASE	1/2	1/2	18	1 1/2						
P-32	2	DISPENSER, HOT POWDERED DRINK	1/4		*							*CW FROM WATER FILTER ITEM #32F
P-32F	2	FILTER SYSTEM, FOUNTAIN BEVERAGE	3/8		66							INTERCONNECT WITH BEVERAGE DISPENSER ITEM #32
P-37	1	WORK TABLE W/ PREP SINK	1/2	1/2	6	1 1/2						
P-42	1	CHILLER/FREEZER, ROLL-IN BLAST, REMOTE				1 1/4						CONNECTION DOWN FROM ABOVE
P-44	1	UTILITY DISTRIBUTION SYSTEM	3/4	3/4	DFA				2	750	DFA	LOOPED GAS LINE; CONNECTION DOWN FROM ABOVE
P-45	4	OVEN-STEAMER, COMBINATION, GAS	3/4		18	2			3/4	218.4	30	
P-45.1	4	"	3/4		*							*CW FROM REVERSE OSMOSIS SYSTEM ITEM #72
P-46	1	KETTLE, STEAM JACKETED	1/2	1/2	18				3/4	190	30	
P-47	2	TILT SKILLET	1/2	1/2	.5				3/4	200	30	
P-48	1	FLOOR TROUGH					4	*				*DRAIN AT FLOOR
P-50	1	OVEN, CONVECTION, GAS							3/4	120	30	MANIFOLD GAS CONNECTION
P-51	1	6-BURNER RANGE							3/4	184	30	
P-54	1	WORK TABLE W/ PREP SINK	1/2	1/2	6	1 1/2						STUB UP CONNECTION
P-58	1	UTILITY DISTRIBUTION SYSTEM	3/4	3/4	DFA				2	750	DFA	LOOPED GAS LINE; CONNECTION DOWN FROM ABOVE
P-60	2	CHAR BROILER, HEAVY DUTY, GAS							3/4	144	30	
P-61	2	GRIDDLE, HEAVY DUTY, GAS							3/4	112	30	
P-62	2	FRYER, DEEP FAT, GAS W/FILTER							1	320	30	
P-66	1	WORK TABLE W/ DBL PREP SINK	1/2	1/2	18	1 1/2						
P-70	1	SINK, MOP	1/2	1/2	36		3	*				*DRAIN AT FLOOR
P-72	2	REVERSE OSMOSIS SYSTEM	3/8	3/8	36							
P-76	1	POWER WASH, 3-COMPARTMENT SINK	1/2	1/2	18	1 1/2						
P-78	1	WAREWASHER, FLIGHT TYPE	1	1	6	2						STUB UP CONNECTION
P-80	1	DISHDROP TABLE W/ TROUGH	1/2	1/2	6	1 1/2						STUB UP CONNECTION
P-81	1	DISPOSER, GARBAGE	1/2		18		2	16				
P-81.1	1	DISPOSER, GARBAGE	1/2		*		2	*				*DRAIN AT FLOOR; STUB UP CONNECTION
P-AD	LOT	AREA DRAIN - N.I.C. - BY OTHERS					3	*				*DRAIN AT FLOOR
P-FS	LOT	FLOOR SINK - N.I.C. - BY OTHERS					4	*				*DRAIN AT FLOOR

CORSI ASSOCIATES
CONCEIVE. CREATE. CONSTRUCT.

(610) 541-0822

corsi@corsiassociates.com

PENNSYLVANIA
1489 Baltimore Pike
Suite 109
Springfield, PA 19064

NEW JERSEY
6712 Washington Ave
Suite 305
Egg Harbor Twp., NJ 08234

rev#	date	description
-	-	

PACC GRAND BALLROOM

drawn by:	N. SAMON
reviewed by:	K. CORSI
scale:	1/4 = 1'-0"
date:	2023/10/20
project #:	23-011

FOODSERVICE PLUMBING SCHEDULE

FS-1.4