AREA MAP

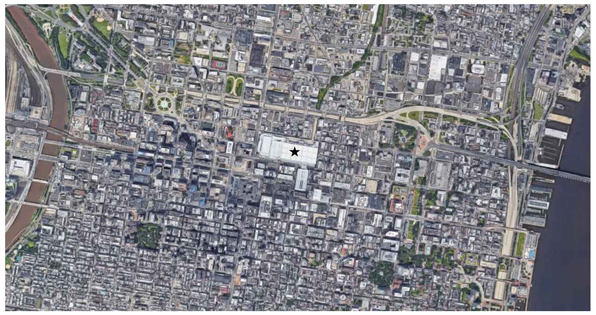

SITE MAP

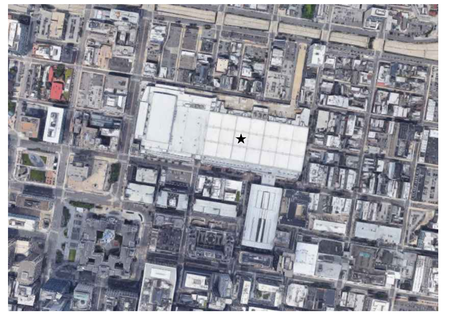

# PENNSYLVANIA CONVENTION CENTER AUTHORITY
# 1101 ARCH STREET
# PHILADELPHIA, PA 19107

# PCCA WiFi UPGRADES

ARORA ENGINEERS INC.

PROJECT NUMBER 128620.001

ISSUE DATE SEPTEMBER, 2021


ARORA ENGINEERS, INC.

1600 MARKET STREET
SUITE 1630
PHILADELPHIA, PA. 19103
215.372.1365


_____ DATE

SHEET LIST TABLE

| Sheet Number | Sheet Title |
|---|---|
| G0.000 | COVER SHEET |
| SS0.000 | SPECIAL SYSTEMS GENERAL NOTES, ABBREVIATIONS AND SYMBOLS |
| SS1.100 | LEVEL 1 OVERALL KEY PLAN |
| SS1.101 | LEVEL 1 - DEMOLITION WAP PLAN NW |
| SS1.102 | LEVEL 1 - DEMOLITION WAP PLAN SW |
| SS1.103 | LEVEL 1 - DEMOLITION WAP PLAN NE |
| SS1.104 | LEVEL 1 - DEMOLITION WAP PLAN SE |
| SS1.105 | LEVEL 1 - DEMOLITION WAP PLAN NE EXHIBIT HALL F |
| SS1.106 | LEVEL 1 - DEMOLITION WAP PLAN SE EXHIBIT HALL F |
| SS1.107 | LEVEL 1 - DEMOLITION WAP PLAN ADMIN OFFICES |
| SS1.200 | LEVEL 2 OVERALL KEY PLAN |
| SS1.201 | LEVEL 2 - DEMOLITION WAP PLAN NW |
| SS1.202 | LEVEL 2 - DEMOLITION WAP PLAN SW |
| SS1.203 | LEVEL 2 - DEMOLITION WAP PLAN NE |
| SS1.204 | LEVEL 2 - DEMOLITION WAP PLAN SE |
| SS1.205 | LEVEL 2 - DEMOLITION WAP NE EXISTING EXHIBIT HALL |
| SS1.206 | LEVEL 2 - DEMOLITION WAP SE EXISTING EXHIBIT HALL |
| SS1.207 | LEVEL 2 - DEMOLITION WAP CONFERENCE ROOMS |
| SS1.208 | LEVEL 2 - DEMOLITION WAP GRAND HALL |
| SS1.300 | LEVEL 3 OVERALL KEY PLAN |
| SS1.301 | LEVEL 3A - DEMOLITION WAP PLAN |
| SS1.302 | LEVEL 3B - DEMOLITION WAP PLAN |
| SS1.500 | LEVEL 5 OVERALL KEY PLAN |
| SS1.501 | LEVEL 5 - DEMOLITION WAP PLAN NW |
| SS1.502 | LEVEL 5 - DEMOLITION WAP PLAN SW |
| SS1.503 | LEVEL 5 - DEMOLITION WAP PLAN BALLROOM 'W' S.E |
| SS1.504 | LEVEL 5 - DEMOLITION WAP PLAN BALLROOM 'E' S.W |

SHEET LIST TABLE

| Sheet Number | Sheet Title |
|---|---|
| SS2.100 | LEVEL 1 OVERALL KEY PLAN |
| SS2.101 | LEVEL 1 - NEW WAP PLAN NW |
| SS2.102 | LEVEL 1 - NEW WAP PLAN SW |
| SS2.103 | LEVEL 1 - NEW WAP PLAN NE |
| SS2.104 | LEVEL 1 - NEW WAP PLAN SE |
| SS2.105 | LEVEL 1 - NEW WAP PLAN NE EXHIBIT HALL F |
| SS2.106 | LEVEL 1 - NEW WAP PLAN SE EXHIBIT HALL F |
| SS2.107 | LEVEL 1 - NEW WAP PLAN ADMIN OFFICES |
| SS2.200 | LEVEL 2 OVERALL KEY PLAN |
| SS2.201 | LEVEL 2 - NEW WAP PLAN NW |
| SS2.202 | LEVEL 2 - NEW WAP PLAN SW |
| SS2.203 | LEVEL 2 - NEW WAP PLAN NE |
| SS2.204 | LEVEL 2 - NEW WAP PLAN SE |
| SS2.205 | LEVEL 2 - NEW WAP NE EXISTING EXHIBIT HALL |
| SS2.206 | LEVEL 2 - NEW WAP SE EXISTING EXHIBIT HALL |
| SS2.207 | LEVEL 2 - NEW WAP CONFERENCE ROOMS |
| SS2.208 | LEVEL 2 - NEW WAP GRAND HALL |
| SS2.300 | LEVEL 3 OVERALL KEY PLAN |
| SS2.301 | LEVEL 3A - NEW WAP PLAN |
| SS2.302 | LEVEL 3B - NEW WAP PLAN |
| SS2.500 | LEVEL 5 OVERALL KEY PLAN |
| SS2.501 | LEVEL 5 - NEW WAP PLAN NW |
| SS2.502 | LEVEL 5 - NEW WAP PLAN SW |
| SS2.503 | LEVEL 5 - NEW WAP PLAN BALLROOM 'W' S.E |
| SS2.504 | LEVEL 5 - NEW WAP PLAN BALLROOM 'E' S.W |

SHEET LIST TABLE

| Sheet Number | Sheet Title |
|---|---|
| SS3.100 | LEVEL 1 OVERALL KEY PLAN |
| SS3.101A | LEVEL 1 - EXISTING HEAT MAP PLAN NW |
| SS3.101B | LEVEL 1 - NEW HEAT MAP PLAN NW |
| SS3.102A | LEVEL 1 - EXISTING HEAT MAP PLAN SW |
| SS3.102B | LEVEL 1 - NEW HEAT MAP PLAN SW |
| SS3.103A | LEVEL 1 - EXISTING HEAT MAP PLAN NE |
| SS3.103B | LEVEL 1 - NEW HEAT MAP PLAN NE |
| SS3.104A | LEVEL 1 - EXISTING HEAT MAP PLAN SE |
| SS3.104B | LEVEL 1 - NEW HEAT MAP PLAN SE |
| SS3.105A | LEVEL 1 - EXISTING HEAT MAP PLAN NE EXHIBIT HALL F |
| SS3.105B | LEVEL 1 - NEW HEAT MAP PLAN NE EXHIBIT HALL F |
| SS3.106A | LEVEL 1 - EXISTING HEAT MAP PLAN SE EXHIBIT HALL F |
| SS3.106B | LEVEL 1 - NEW HEAT MAP PLAN SE EXHIBIT HALL F |
| SS3.107A | LEVEL 1 - EXISTING HEAT MAP PLAN ADMIN OFFICES |
| SS3.107B | LEVEL 1 - NEW HEAT MAP PLAN ADMIN OFFICES |
| SS3.200 | LEVEL 2 OVERALL KEY PLAN |
| SS3.201A | LEVEL 2 - EXISTING HEAT MAP PLAN NW |
| SS3.201B | LEVEL 2 - NEW HEAT MAP PLAN NW |
| SS3.202A | LEVEL 2 - EXISTING HEAT MAP PLAN SW |
| SS3.202B | LEVEL 2 - NEW HEAT MAP PLAN SW |
| SS3.203A | LEVEL 2 - EXISTING HEAT MAP PLAN NE |
| SS3.203B | LEVEL 2 - NEW HEAT MAP PLAN NE |
| SS3.204A | LEVEL 2 - EXISTING HEAT MAP PLAN SE |
| SS3.204B | LEVEL 2 - NEW HEAT MAP PLAN SE |

SHEET LIST TABLE

| Sheet Number | Sheet Title |
|---|---|
| SS3.205A | LEVEL 2 - EXISTING HEAT MAP NE EXISTING EXHIBIT HALL |
| SS3.205B | LEVEL 2 - NEW HEAT MAP NE EXISTING EXHIBIT HALL |
| SS3.206A | LEVEL 2 - EXISTING HEAT MAP SE EXISTING EXHIBIT HALL |
| SS3.206B | LEVEL 2 - NEW HEAT MAP SE EXISTING EXHIBIT HALL |
| SS3.207A | LEVEL 2 - EXISTING HEAT MAP CONFERENCE ROOMS |
| SS3.207B | LEVEL 2 - NEW HEAT MAP CONFERENCE ROOMS |
| SS3.208A | LEVEL 2 - EXISTING HEAT MAP GRAND HALL |
| SS3.208B | LEVEL 2 - NEW HEAT MAP GRAND HALL |
| SS3.300 | LEVEL 3 OVERALL KEY PLAN |
| SS3.301A | LEVEL 3A - EXISTING HEAT MAP PLAN |
| SS3.301B | LEVEL 3A - NEW HEAT MAP PLAN |
| SS3.302A | LEVEL 3B - EXISTING HEAT MAP PLAN |
| SS3.302B | LEVEL 3B - NEW HEAT MAP PLAN |
| SS3.500 | LEVEL 5 OVERALL KEY PLAN |
| SS3.501A | LEVEL 5 - EXISTING HEAT MAP PLAN NW |
| SS3.501B | LEVEL 5 - NEW HEAT MAP PLAN NW |
| SS3.502A | LEVEL 5 - EXISTING HEAT MAP PLAN SW |
| SS3.502B | LEVEL 5 - NEW HEAT MAP PLAN SW |
| SS3.503A | LEVEL 5 - EXISTING HEAT MAP PLAN BALLROOM 'W' S.E |
| SS3.503B | LEVEL 5 - NEW HEAT MAP PLAN BALLROOM 'W' S.E |
| SS3.504A | LEVEL 5 - EXISTING HEAT MAP PLAN BALLROOM 'E' S.W |
| SS3.504B | LEVEL 5 - NEW HEAT MAP PLAN BALLROOM 'E' S.W |

SHEET LIST TABLE

| Sheet Number | Sheet Title |
|---|---|
| SS4.001 | SPECIAL SYSTEMS ENLARGED PLANS 01 |
| SS4.002 | SPECIAL SYSTEMS ENLARGED PLANS 02 |
| SS4.003 | SPECIAL SYSTEMS ENLARGED PLANS 03 |
| SS4.004 | SPECIAL SYSTEMS ENLARGED PLANS 04 |
| SS4.005 | SPECIAL SYSTEMS ENLARGED PLANS 05 |
| SS4.006 | SPECIAL SYSTEMS ENLARGED PLANS 06 |
| SS4.007 | SPECIAL SYSTEMS ENLARGED PLANS 07 |
| SS4.008 | SPECIAL SYSTEMS ENLARGED PLANS 08 |
| SS4.009 | SPECIAL SYSTEMS ENLARGED PLANS 09 |
| SS4.010 | SPECIAL SYSTEMS ENLARGED PLANS 10 |
| SS4.011 | SPECIAL SYSTEMS ENLARGED PLANS 11 |
| SS4.012 | SPECIAL SYSTEMS ENLARGED PLANS 12 |
| SS4.013 | SPECIAL SYSTEMS ENLARGED PLANS 13 |
| SS4.014 | SPECIAL SYSTEMS ENLARGED PLANS 14 |
| SS4.015 | SPECIAL SYSTEMS ENLARGED PLANS 15 |
| SS4.016 | SPECIAL SYSTEMS ENLARGED PLANS 16 |
| SS4.017 | SPECIAL SYSTEMS ENLARGED PLANS 17 |
| SS4.018 | SPECIAL SYSTEMS ENLARGED PLANS 18 |
| SS4.019 | SPECIAL SYSTEMS ENLARGED PLANS 19 |
| SS4.020 | SPECIAL SYSTEMS ENLARGED PLANS 20 |
| SS4.021 | SPECIAL SYSTEMS ENLARGED PLANS 21 |
| SS4.022 | SPECIAL SYSTEMS ENLARGED PLANS 22 |
| SS4.023 | SPECIAL SYSTEMS ENLARGED PLANS 23 |

SHEET LIST TABLE

| Sheet Number | Sheet Title |
|---|---|
| SS5.001 | WAP DETAILS |
| SS6.001 | WIRELESS ACCESS NETWORK TOPOLOGY DIAGRAM - LEVEL 1 |
| SS6.002 | WIRELESS ACCESS NETWORK TOPOLOGY DIAGRAM - LEVEL 2 |
| SS6.003 | WIRELESS ACCESS NETWORK TOPOLOGY DIAGRAM - LEVEL 3 |
| SS6.004 | WIRELESS ACCESS NETWORK TOPOLOGY DIAGRAM - LEVEL 5 |
| SS7.001 | SCHEDULES |
| SS7.002 | SCHEDULES |
| SS7.003 | SCHEDULES |

MEP / FP Engineer


ARORA ENGINEERS, INC.
1600 MARKET STREET, SUITE 1630
PHILADELPHIA, PA. 19103
215.372.1365


Architect

Civil Engineer

Structural Engineer

Key

Seal

REGISTERED PROFESSIONAL ENGINEER
JASON T. SHOEN
No. 091081
COMMONWEALTH OF PENNSYLVANIA

Revisions:

| NO. | DESCRIPTION | DATE |
|---|---|---|
| | | |
| | | |
| | | |
| | | |
| | | |
| | | |
| | | |
| | | |

**PCCA WiFi UPGRADES**

1101 ARCH STREET
PHILADELPHIA, PA 19107
**PENNSYLVANIA CONVENTION CENTER AUTHORITY (PCCA)**

**COVER SHEET**

| | |
|---|---|
| Project Number | 128620.001 |
| Date | 2021-09-30 |
| Drawn By | TB |
| Checked By | EH |

**G0.000**

Scale AS NOTED

ISSUED FOR BID

J:\ACTIVE\128620.001 - PCCA - Facility-wide IT Wireless\DWGS\CAD_SS

10/7/2021 7:32:41 AM

THIS DRAWING IS FORMATTED TO BE PRINTED AT 30" X 42"

# GENERAL NOTES:

1. THESE DRAWINGS DESCRIBE THE GENERAL REQUIREMENTS FOR THE INSTALLATION OF WIRELESS ACCESS POINT UPGRADE FOR THE PHILADELPHIA CONVENTION CENTER AUTHORITY. THE PROJECT INCLUDES FURNISHING, INSTALLATION AND TESTING OF THE COMPONENTS FOR THE SPECIAL SYSTEMS INSTALLATION AS DESCRIBED HEREIN AND IN THE SPECIFICATIONS.
2. PRIOR TO ACCEPTANCE OF THE INSTALLATION, ALL SYSTEMS SHALL BE TESTED, AND OPERATED TO DEMONSTRATE TO THE OWNER, OR THEIR DESIGNATED REPRESENTATIVE, THAT THE INSTALLATION AND PERFORMANCE OF THESE SYSTEMS AND/OR PARTS THEREOF CONFORM TO THE DESIGN INTENT.
3. CONTRACT DRAWINGS ARE DIAGRAMMATIC AND ARE INTENDED TO CONVEY SCOPE, DESIGN INTENT, AND GENERAL ARRANGEMENT ONLY. CONTRACTOR IS RESPONSIBLE FOR COORDINATING THE WORK OF ALL TRADES INCLUDING RESOLUTION OF FIELD CONFLICTS THAT MAY ARISE. CONTRACTOR SHALL BE RESPONSIBLE FOR VISITING THE SITE TO DETERMINE ACTUAL PHYSICAL SIZE, CAPACITIES, AND LOCATIONS OF EXISTING EQUIPMENT TO BE REMOVED.
4. CONTRACTOR SHALL BE RESPONSIBLE TO FIELD LOCATE AND IDENTIFY ALL EXISTING UTILITIES AND EXISTING CONDITIONS IN THE CONSTRUCTION AREA, WHETHER INDICATED ON DRAWINGS OR NOT. THE CONTRACTOR SHALL BE RESPONSIBLE FOR REPAIRS TO EXISTING UTILITIES, CABLES AND/OR FACILITIES DAMAGED DURING CONSTRUCTION. NO REIMBURSEMENT WILL BE ALLOWED FOR REPAIR AND/OR REPLACEMENT OF DAMAGED FACILITIES/UTILITIES.
5. IN CONSTRUCTION AREAS THE CONTRACTOR IS RESPONSIBLE FOR PROTECTING CABLES DURING CONSTRUCTION. THE CONTRACTOR WILL PAY FOR ALL REASONABLE COSTS ASSOCIATED WITH THE REPAIR OF ANY DAMAGED CABLES.
6. THE CONTRACTOR IS RESPONSIBLE FOR THE MAINTENANCE AND PROTECTION OF EXISTING CABLES WHICH PASS THROUGH THE CONSTRUCTION AREA BUT ARE NOT PART OF THE CONSTRUCTION SCOPE OF WORK. THE CONTRACTOR SHALL ENSURE THESE CABLES ARE PROTECTED AND THE SYSTEMS STAY FUNCTIONAL TO WHICH THEY ARE CONNECTED.
7. FIELD VERIFY ALL EXISTING CONDITIONS, DIMENSIONS, AND LOCATIONS OF FINISHED CONSTRUCTION PRIOR TO FABRICATION AND INSTALLATION OF FIXTURES AND EQUIPMENT. PRIMARY SHOP DRAWINGS TO INCLUDE DISCREPANCIES WITH INTENDED INSTALLATION METHOD.
8. THE ALTERATION OF THE EXISTING BUILDING IS WORK OF A COMPLEX NATURE WHICH WILL REQUIRE ACCURATE PLANNING, CAREFUL PREPARATION AND EXECUTION, ATTENTION TO DETAIL AND CLOSE SUPERVISION BY THE CONTRACTOR.
9. ALL PENETRATIONS, BOTH NEW AND EXISTING, THROUGH DESIGNATED FIRE RATED WALLS, CEILINGS AND FLOOR SLABS (WHICH ARE 2-HOUR RATED) SHALL BE PROPERLY SEALED WITH AN APPROVED RATED FIRE STOPPING MATERIAL. CONTRACTOR SHALL SUBMIT PDF COPIES OF MANUFACTURER'S CATALOG DATA AND INSTALLATION DETAILS FOR FIRE STOPPING TO THE ENGINEER FOR REVIEW AND APPROVAL PRIOR TO INSTALLATION.
10. WHERE AN OUTLET BOX IS TO BE LOCATED IN A FIRE RATED PARTITION THE FOLLOWING SHALL BE MET:
    - 10.1. THE OUTLET BOX SHALL BE METALLIC
    - 10.2. THE OUTLET BOX SHALL NOT EXCEED 4"X4" OR 16 SQUARE INCHES
    - 10.3. ALL SPACES BETWEEN THE OUTLET BOX AND THE RATED ASSEMBLE SHALL BE SEALED WITH APPROVED FIRESTOP MATERIALS
    - 10.4. THE OUTLET BOX SHALL BE SEPARATED FROM OPENINGS ON THE OPPOSITE SIDE OF THE ASSEMBLE BY A MINIMUM OF 24" HORIZONTALLY WHERE UTILITIES, SYSTEMS, SWITCHES, PANELS, POWER SUPPLIES, ROUTERS AND/OR SERVICES REQUIRE SHUTDOWN FOR THE WORK TO BE PERFORMED, NOTIFY THE ENGINEER AND OWNER.
11. ALL MATERIALS SHALL COMPLY WITH APPLICABLE CODES, ORDINANCES AND REGULATIONS.
12. PATCH, REPAIR OR REPLACE EXISTING WORK/CABLES/EQUIPMENT DISTURBED BY THIS CONTRACT WITH MATERIAL AND WORKMANSHIP MATCHING OR EQUAL TO THE CONDITION PRIOR TO THE NEW WORK. ANY PATCHING/REPAIRING SHALL BE PERFORMED BY THE CONTRACTOR AT NO COST TO THE PROJECT.
13. PROVIDE ALL LABOR, MATERIAL, EQUIPMENT, INCIDENTALS, METHODS AND SERVICES REQUIRED TO INSTALL ALL WORK INDICATED COMPLETELY AND IN FULL OPERATION.
14. ALL WORK SHALL BE IN CONFORMANCE WITH THE LATEST AND ALL APPLICABLE LAWS, CODES, AND REGULATIONS ADOPTED BY MUNICIPAL, COUNTY, STATE, FEDERAL AUTHORITIES, UTILITY COMPANIES, INSURANCE AGENCIES AND OTHER AUTHORITIES HAVING JURISDICTION OVER THE WORK, INCLUDING CURRENT ENVIRONMENTAL REGULATIONS, AND SHALL COMPLY WITH THE APPLICABLE LOCAL ELECTRICAL CODES. THE LATEST ADOPTED EDITION AND ANY APPLICABLE INDUSTRIAL CODES: NECA, NEC, NESC, NFPA, IEEE, ANSI/TIA/EIA.
15. THE CONTRACTOR SHALL GUARANTEE THE ENTIRE INSTALLATION FOR A PERIOD OF ONE YEAR (EXCEPT WHERE EXTENSIONS OF THIS ONE YEAR PERIOD ARE NOTED) FROM THE DATE OF ACCEPTANCE OF THE SYSTEM(S) AS A WHOLE. ANY DEFECTS IN WORKMANSHIP, MATERIALS, MALFUNCTION OF EQUIPMENT OR UNSATISFACTORY PERFORMANCE, AND ALL OTHER WORK OR PARTS OF THE BUILDING DAMAGED THEREBY, AS A RESULT OF WORK OF THE PROJECT BY THE CONTRACTOR, SHALL BE THE RESPONSIBILITY OF THE CONTRACTOR. CONTRACTOR SHALL PAY ALL REPAIR COSTS ACCORDINGLY WITHOUT ADDITIONAL COSTS TO THE OWNER.
16. UNLESS OTHERWISE NOTED, ALL PARTS, EQUIPMENT, AND MATERIALS SHALL BE NEW AND SHALL BE SAME AND/OR UL APPROVED.
17. COMPLETE ALL CUTTING AND PATCHING REQUIRED FOR THE INSTALLATION OF THE WORK. CUTTING AND PATCHING SHALL BE COMPLETED IN A NEAT AND WORKMANLIKE MANNER. PATCHING MATERIALS SHALL MATCH EXISTING MATERIALS TO THE GREATEST EXTENT POSSIBLE. PROVIDE TOUCH UP PAINT AS REQUIRED MATCHING PAINT FINISH & COLOR OF EXISTING ADJACENT AREAS.
18. CORE DRILL OPENINGS THROUGH FLOORS FOR NEW CONDUIT PENETRATIONS AS REQUIRED. CORE DRILL OPENINGS SHALL BE SEALED WITH FIREPROOF-FIRE RATED MATERIAL. CORE DRILL 1/4" DIAMETER PILOT HOLE PRIOR TO CORE DRILLING IN ORDER TO LOCATE WHERE HOLE WILL FALL. CONTRACTOR SHALL NOT CORE DRILL THROUGH ANY STRUCTURAL BUILDING ELEMENTS SUCH AS COLUMNS OR BEAMS. TAKE PRECAUTIONS AS TO PROTECT AREAS BENEATH CORE DRILL AREA AND HAVE PERSONNEL AT THIS AREA IN ORDER TO CATCH CORE AND WATER THAT MAY ENTER AREAS BELOW. REPLACE ANYALL CEILING TILES THAT ARE DAMAGED DUE TO THIS WORK. THOROUGHLY CLEAN AREAS AFTER CORE DRILL WORK HAS BEEN COMPLETED.
19. CONTRACTOR SHALL BE RESPONSIBLE FOR FURNISHING AND INSTALLING CABLING. CONTRACTOR SHALL ALSO BE RESPONSIBLE FOR FURNISHING AND INSTALLING CONDUIT OR METALLIC SURFACE FROM ALL EQUIPMENT DEVICE LOCATIONS TO DESIGNATED TERMINATION ROOMS. ALL NEW CABLING SHALL BE INSTALLED IN CONDUIT OR 1" SURFACE RACEWAY WHEN EXPOSED.
20. ALL ROUTES REQUIRED TO BE INSTALLED IN CONDUIT SHALL BE A MINIMUM OF 3/4" EMT CONDUIT OR 1" METALLIC SURFACE RACEWAY AND NO MORE THAN 40% FILLED.
21. CONDUIT ROUTES, IF SHOWN, ARE SHOWN DIAGRAMMATICALLY. CONTRACTOR SHALL SELECT ACTUAL ROUTES FOR APPROVAL BY ENGINEER ON SHOP DRAWINGS, PRIOR TO INSTALLATION.
22. THESE DRAWINGS MAY NOT SHOW ALL REQUIRED CONNECTIONS, PATCH CORDS, INTERCONNECTING CABLES, ETC. IT IS THE CONTRACTOR'S RESPONSIBILITY TO PROVIDE IN HIS BID PRICE ALL APPURTENANCES FOR A COMPLETE AND OPERATIONAL SYSTEM THAT MEETS THE SYSTEM DESIGN REQUIREMENTS, WHETHER OR NOT SHOWN ON THE DRAWINGS OR CALLED OUT IN THE SPECIFICATIONS.
23. DIMENSIONS TAKE PRECEDENCE OVER SCALE.
24. CONTRACTOR WORKING WITH OWNER SHALL PROVIDE FINAL CONNECTIONS TO OWNER PROVIDED EQUIPMENT AS INDICATED ON THE PLANS.
25. ALL REQUESTS FOR INFORMATION SHALL BE FORMALLY SUBMITTED TO THE ENGINEER WITH A COVER SHEET AND NUMERICAL TRACKING SYSTEM. PICTURES AND DIAGRAMS SHALL ACCOMPANY REQUESTS FOR COMPLETE CLARITY OF THE ISSUE. RFFS WILL BE RETURNED WITHIN 7 DAYS WITH A RESPONSE OR A REQUEST FOR FURTHER DISCUSSION.
26. ALL SUBMITTALS SHALL BE FORMALLY SUBMITTED TO THE ENGINEER WITH A COVER SHEET AND NUMERICAL TRACKING SYSTEM. SUBMITTALS WILL BE RETURNED WITHIN 14 DAYS AFTER REVIEW.
27. CHANGE ORDER REQUESTS SHALL BE FORMALLY SUBMITTED TO THE ENGINEER WITH A COVER SHEET AND NUMERICAL TRACKING SYSTEM. PICTURES AND DIAGRAMS AND A COMPLETE WRITTEN DESCRIPTION, PROPOSED SOLUTION AND SCHEDULE IMPACT SHALL ACCOMPANY REQUESTS FOR COMPLETE CLARITY OF THE ISSUE. A COST BREAKDOWN WILL BE REQUIRED THAT SEPARATELY DEFINES MATERIAL, TIME (HOURS AND RATE), OVERHEAD AND PROFIT. WORK DEFINED WITHIN CONTRACT DOCS THAT WILL BE ELIMINATED BY PROPOSED SOLUTION SHALL DEDUCTED AND A SIMILAR COST BREAKDOWN SHALL BE PROVIDED.
28. INSTALLATION OF CATEGORY 6A UTP CABLE SHALL BE IN ACCORDANCE WITH EIA/TIA GUIDELINES. CABLE INSTALLATION AND TERMINATIONS THAT DO NOT COMPLY SHALL BE REPLACED BY THE CONTRACTOR AT NOT ADDITIONAL COST TO THE OWNER.
    - 28.1. THE MAXIMUM PULLING TENSION FOR A SINGLE CABLE SHALL NOT EXCEED 25 POUNDS.
    - 28.2. THE MINIMUM BENDING RADIUS OF THE CABLE SHALL NOT BE LESS THAN 4X THE OUTSIDE DIAMETER OF THE CABLE.
    - 28.3. THE CABLE SHALL BE INSTALLED WITHOUT KINKS OR TWISTS AND THE APPLICATION OF CABLE TIES SHALL NOT DEFORM THE CABLE BUNDLE. CONDUITS SHALL TRANSITION INTO CABLE TRAYS USING CONDUIT END BELLS. NO CABLE SHALL BE INSTALLED OVER ROUGH CONDUIT EDGES IN ANY TRANSITION.
    - 28.4. STRIP BACK ONLY AS MUCH CABLE JACKET AS IS REQUIRED TO TERMINATE THE CABLE. CABLE PAIRS SHALL NOT BE UNTWISTED MORE THAN 1/2 INCH.
    - 28.5. CABLES SHALL BE TESTED PER THE SPECIFICATIONS. CABLES WHICH DO NOT PASS TESTS SHALL BE REPLACED, OR RECTIFIED BY THE CONTRACTOR AT NO ADDITIONAL COST.
    - 28.6. THE CONTRACTOR SHALL NOT INSTALL ANY NEW CATEGORY 6 CABLE AT LENGTHS GREATER THAN 90 METERS FROM PATCH PANEL TO OUTLET BOX. THE CONTRACTOR SHALL BEING ANY CONDITIONS EXCEEDING THE CABLE LIMIT DISTANCE TO THE ENGINEER.
29. THE CONTRACTOR SHALL NOT BE ALLOWED ANY STORAGE AREA OTHER THAN THAT AVAILABLE WITHIN THE LIMITS OF THE STAGING AREA OR CONFINES OF THE WORK AREA.
30. A COPY OF THE CURRENT SET OF CONTRACT DOCUMENTS (WITH AS-BUILT INFORMATION) SHALL BE KEPT AT THE JOB SITE AT ALL TIMES BY THE CONTRACTOR.
31. REVIEW ALL PROJECT REQUIREMENTS PRIOR TO BIDDING. DISCREPANCIES BETWEEN DOCUMENTS SHALL BE REPORTED.
32. CONTRACTOR SHALL, UPON COMPLETION OF THE WORK, SUBMIT AS-BUILT RECORD DRAWINGS SHOWING ALL CHANGES FROM THE CONTRACT DRAWING MADE IN THE INSTALLATION, AND SHOWING DIMENSIONED LOCATIONS OF CONCEALED EQUIPMENT.
33. PRIOR TO DELIVERY OF ANY MATERIALS TO THE SITE, THE CONTRACTOR SHALL PROVIDE MATERIAL SAFETY DATA SHEETS FOR ALL ITEMS AND MATERIALS USED IN THE WORK.
34. CONTRACTOR SHALL BE RESPONSIBLE FOR ALL WORK NOTED ON THE DRAWINGS.
35. PRIOR TO ACCEPTANCE OF THE SPACE, ALL SYSTEMS SHALL BE TESTED, BALANCED, AND OPERATED TO DEMONSTRATE TO THE OWNER, OR HIS DESIGNATED REPRESENTATIVE, THAT THE INSTALLATION AND PERFORMANCE OF THESE SYSTEMS AND/OR PARTS THEREOF CONFORM TO THE DESIGN INTENT.
36. THE CONTRACTOR SHALL SECURE & PAY FOR ALL PERMITS, INSPECTION CERTIFICATES, ETC. REQUIRED UNDER THE PROJECT SCOPE.
37. ALL EXPOSED CABLE IN PUBLIC VIEW SHALL BE IN CONDUITS PAINTED 2x WITH COLOR MATCHING THE BACKDROP. ALL CABLE ABOVE ACCESSIBLE CEILING SHALL BE RUN IN J-HOOKS OR OTHER FREE AIR SUPPORTING DEVICES. DEVICES SHALL BE SUPPORTED EVERY 5 FEET. CABLES MAY NOT BE STRAPPED TO CONDUIT OR OTHER PIPING/STRUCTURAL DEVICE IN THE CEILING. CABLES MAY NOT BE ZIP TIED ONLY VELCRO TIES ARE ACCEPTABLE FOR BUNDLING.

# WIRELESS NOTES:

1. THE CONTRACTOR SHALL FIELD VERIFY EXISTING CONDITIONS & DIMENSIONS PRIOR TO CONSTRUCTION, AND NOTIFY ENGINEER OF RECORD OF ANY DISCREPANCIES BETWEEN THE PLANS & EXISTING CONDITIONS AND/OR POTENTIAL PROBLEMS OBSERVED PRIOR TO CONTINUING WORK.
2. EACH NEW WIRELESS ACCESS POINT DEVICE WILL REQUIRE TWO (2) CAT6A DATA CABLE RUNS TO THE NEW CAT6A PATCH PANEL IN THE IDF ROOM.
3. THE DATA CABLE SHALL BE CATEGORY 6A CABLE, 23 AWG, 4-PAIR UNSHIELDED TWISTED PAIR, PLENUM RATED(CMP), WITH **WHITE OUTER JACKET**, TERMINATED WITH RJ-45 MINI-COM JACKS.
4. FOR SUSPENDED T-BAR CEILING INSTALLATIONS, THE JACKS SHALL BE MOUNTED ON A DUAL-PORT SURFACE MOUNT BOX. THE ACCESS POINT SHALL BE ATTACHED TO THE CEILING T-BAR, USING THE MOUNTING BRACKET SUPPLIED WITH THE ACCESS POINT UNIT. FOR HARD CEILING INSTALLATIONS, THE JACKS SHALL BE MOUNTED ON A SINGLE-GANG BOX/INSTALLED IN THE CEILING) WITH A DUAL-PORT FACEPLATE.
5. THE CONTRACTOR SHALL PATCH THE WAPs AS PER THE PATCH SCHEDULE PROVIDED BY PCCA OR AS REQUIRED WITH "ORANGE" PATCH CORDS.
6. THE LOCATIONS OF WAPs AND CATEGORY 6A CABLE RUNS SHALL FOLLOW AS PER LAYOUT DRAWINGS OR WILL BE DETERMINED FOLLOWING AN RF SURVEY.
7. THE WAPs SHALL BE INSTALLED AS PER THE MANUFACTURE INSTALLATION GUIDELINES BELOW CEILING AND HORIZONTALLY MOUNTED WITH LOGO FACING DOWNWARD. FOR WALL-MOUNTED INSTALLATION, "OBERON" WALL-MOUNT BRACKET SHALL BE USED.
8. CATEGORY 6A CABLES SHALL BE INSTALLED IN CONTINUOUS LENGTHS (NO SPLICES ALLOWED) FROM ORIGIN(JACK) TO PATCH PANEL AT POINT OF CONNECTION TO EQUIPMENT, USING THE SHORTEST ROUTE POSSIBLE. THE MAXIMUM HORIZONTAL CABLE LENGTH SHALL NOT EXCEED 295 FT.
9. ALL WIRELESS ACCESS POINTS(WAPs) SHALL BE PLACED ACCORDING TO THE FLOOR PLAN PROVIDED WITH HEATMAPS, AND CEILING MOUNTED TO SECURE THE DEVICES FROM POTENTIAL DAMAGE AND TO ENSURE THE BEST COVERAGE AVAILABLE UNLESS OTHERWISE SPECIFIED IN THE DRAWINGS.
10. THE COMMUNICATIONS CONTRACTOR SHALL FURNISH PATCH CORDS PER LENGTH, COLOR, AND QUANTITY AS SPECIFIED BY PCCA. THE CONTRACTOR SHALL BE RESPONSIBLE FOR THE INSTALLATION AND DRESSING OF ALL PATCH CABLES IN THE IDF ROOM, AND THE HALL AREA COLUMNS.
11. ALL WAPs MOUNTED IN EXHIBIT HALLS, GRAND HALL, BALLROOMS, MEETING ROOMS, ANY FRONT OF HOUSE WALLS SHOULD NOT HAVE ANY EXPOSED CONDUIT OR CABLES.
12. ALL EXTERIOR WALL MOUNTED WAPs SHOULD NOT HAVE EXPOSED CONDUIT AND CABLES.
13. ALL EXHIBIT HALL COLUMN MOUNTED WAPs SHOULD NOT BE ANY LOWER THAN THE LOWEST OF THE EXISTING CEILING HUNG ITEMS (LIGHTS, CAMERAS, SPEAKERS, ETC.). CURRENT LOW CLEARANCE HEIGHTS SHOULD BE MAINTAINED IN ALL EXHIBIT HALLS:
    - 13.1. A-E: 29 FEET
    - 13.2. F: 15 FEET
    - 13.3. G: 14 FEET

## DEMO PLAN

1. CONTRACTOR SHALL REPLACE ANY EXISTING CATEGORY 6 CABLING WITH CATEGORY 6A AND SHALL BE INSTALLED IN CONTINUOUS LENGTHS TO PATCH PANEL AT POINT OF CONNECTION TO EQUIPMENT.
2. CONTRACTOR SHALL REPLACE AND MATCH ALL PATCH PANELS WITH CAT6A.
3. CONTRACTOR SHALL REPLACE EXISTING WAPs WITH CAMBIUM MODEL WAP FOR CLOUD-MANAGED DEVICES AS SHOWN IN THE SCHEDULE.
4. PCCA SHALL BE RESPONSIBLE TO CONFIGURE WAPs BEFORE INSTALLATION.

## TESTING

1. ALL DATA DROPS SHALL BE TESTED AND CERTIFIED. CONTRACTOR TO PROVIDE TEST RESULTS FOR ALL DATA DROPS.

| DESCRIPTION | OVERALL WIRELESS ACCESS POINT QUANTITIES | | |
|---|---|---|---|
| | EXISTING DEVICES | NEW DEVICES | NET CHANGE |
| | TOTAL QTY | TOTAL QTY | TOTAL QTY |
| ACCESS POINT | 282 | 495 | 213 |
| TOTAL | 282 | 495 | 213 |

| HEAT MAP SYMBOLS | | |
|---|---|---|
| | WIRELESS ACCESS POINT | EXISTING AND NEW WAP DEVICES |
| | WIRELESS ACCESS POINT | ADDITIONAL WAP DEVICES(CEILING-MOUNTED) PROVIDED TO INCREASE COVERAGE |
| | WIRELESS ACCESS POINT | ADDITIONAL WAP DEVICES(WALL-MOUNTED) PROVIDED TO INCREASE COVERAGE |
| | WIRELESS ACCESS POINT | ADDITIONAL WAP DEVICES PER DISCUSSION WITH STEPHEN SHEPPER |
| | ANTENNA DIRECTION | INDICATOR FOR ANTENNA ORIENTATION FOR WALL-MOUNTED AND CEILING-MOUNTED WAP DEVICE |
| XXX / YYY | 2.4 GHz AND 5GHz RADIO CHANNEL ALLOCATION | XXX- 2.4 GHZ ( RECOMMENDED RADIO CHANNEL ALLOCATION); YYY-5GHZ ( RECOMMENDED RADIO CHANNEL ALLOCATION) |

# PHASING NOTES:

1. CONTRACTOR SHALL COORDINATE WITH PCCA THE PHASING OF THE PROJECT AND SHALL ONLY OPERATE DURING THE HOURS ALLOWED BY PCCA TO MINIMIZE SERVICE DISRUPTION DURING THE REPLACEMENT OF EXISTING WAPS. FURTHERMORE, THE CONTRACTOR MAY BE REQUIRED TO WORK DURING AFTER HOURS TO COMPLETE THE PROJECT WITHIN THE TIMEFRAME ALLOTTED BY PCCA TO COMPLETE THE PROJECT.
2. CONTRACTOR SHALL COORDINATE WITH PCCA ANY SCHEDULED ACTIVITIES FOR THE PUBLIC AND SHALL AVOID ANY DISRUPTION TO WIFI SERVICE.
3. CONTRACTOR IS REQUIRED TO MAINTAIN WIFI COVERAGE AND PROVIDE MINIMAL DISRUPTION DURING THE INSTALLATION PROCESS.
4. PCCA SHALL CONFIGURE THE SWITCHES TO PROVIDE ADDITIONAL VLAN ASSIGNMENTS FOR THE NEW WAP PLATFORM TO PROVIDE NO LOSS OF SERVICE DURING THE REPLACEMENTS OF EXISTING WAPS.

# ABBREVIATIONS:

| | |
|---|---|
| AP | ACCESS POINT |
| DEM | DEMOLITION |
| IEEE | INSTITUTE OF ELECTRICAL AND ELECTRONICS ENGINEERS |
| IDF | INTERMEDIATE DISTRIBUTION FRAME |
| MDF | MAIN DISTRIBUTION FRAME |
| PP | PATCH PANEL |
| POE | POWER OVER ETHERNET |
| SW | SWITCH |
| WAP | WIRELESS ACCESS POINT |

# DEMOLITION LEGEND:

| DEVICE | NOTES |
|---|---|
| WAP | WIRELESS ACCESS POINT OUTLET;<br>CEILING MOUNTED WIRELESS ACCESS POINT FOR REPLACEMENT. |
| WAP | WIRELESS ACCESS POINT OUTLET;<br>NON-CEILING MOUNTED WIRELESS ACCESS POINT FOR REPLACEMENT. |

# TELECOMMUNICATIONS LEGEND:

| DEVICE | NOTES |
|---|---|
| WAP | WIRELESS ACCESS POINT OUTLET;<br>CEILING MOUNTED WIRELESS ACCESS POINT, 1 JACK. PROVIDE (2)CAT6A CABLE TERMINATED TO ACCESS POINT AS PER MANUFACTURER REQUIREMENTS |
| WAP | WIRELESS ACCESS POINT OUTLET;<br>NON-CEILING MOUNTED WIRELESS ACCESS POINT, 1 JACK. PROVIDE (2)CAT6A CABLE TERMINATED TO ACCESS POINT AS PER MANUFACTURER REQUIREMENTS |
| WAP | WIRELESS ACCESS POINT OUTLET;<br>WALL MOUNTED WIRELESS ACCESS POINT, 1 JACK. PROVIDE (2)CAT6A CABLE TERMINATED TO ACCESS POINT AS PER MANUFACTURER REQUIREMENTS |

# ANNOTATION LEGEND:

| | |
|---|---|
| WAP XXX / WAP XXX | EXISTING ACCESS POINT:<br>XXX - EXISTING AP NUMBER |
| X / Y / Z | TELECOM ROOM ANNOTATION:<br>X - DETAIL NUMBER<br>Y - SHEET NUMBER<br>Z - ROOM NAME |

# GENERAL SYMBOLS:

| | |
|---|---|
| X — DET #<br>XXX — DWG # | DETAIL TAG |
| | EXISTING CONDITIONS |
| | DEMOLITION WORK |
| | NEW WORK |
| | MATCH LINE |
| | TELECOM SPACE/ROOM OUTLINE |


MEP / FP Engineer
ARORA
ARORA ENGINEERS, INC.
1600 MARKET STREET, SUITE 1630
PHILADELPHIA, PA. 19103
215.372.1365

Architect

Civil Engineer

Structural Engineer


Pennsylvania Convention Center PHILADELPHIA

Key Plan

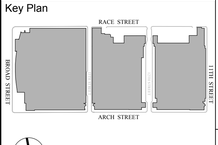


NORTH
LEVEL 1

Seal

Revisions:

| NO. | DESCRIPTION | DATE |
|---|---|---|
| | | |
| | | |
| | | |
| | | |
| | | |
| | | |
| | | |
| | | |
| | | |
| | | |

**PCCA WiFi UPGRADES**

1101 ARCH STREET
PHILADELPHIA, PA 19107
**PENNSYLVANIA CONVENTION CENTER AUTHORITY (PCCA)**

**SPECIAL SYSTEMS GENERAL NOTES, ABBREVIATIONS AND SYMBOLS**

| | |
|---|---|
| Project Number | 128620.001 |
| Date | 2021-09-30 |
| Drawn By | TB |
| Checked By | EH |

**SS0.000**

Scale AS NOTED

THIS DRAWING IS FORMATTED TO BE PRINTED AT 30" X 42"

ISSUED FOR BID


11/17/2021 8:38:37 AM \\cf-fs-01\Projects\ACTIVE\128620.001 - PCCA - Facility-wide IT Wireless\DWGS\CAD_SS

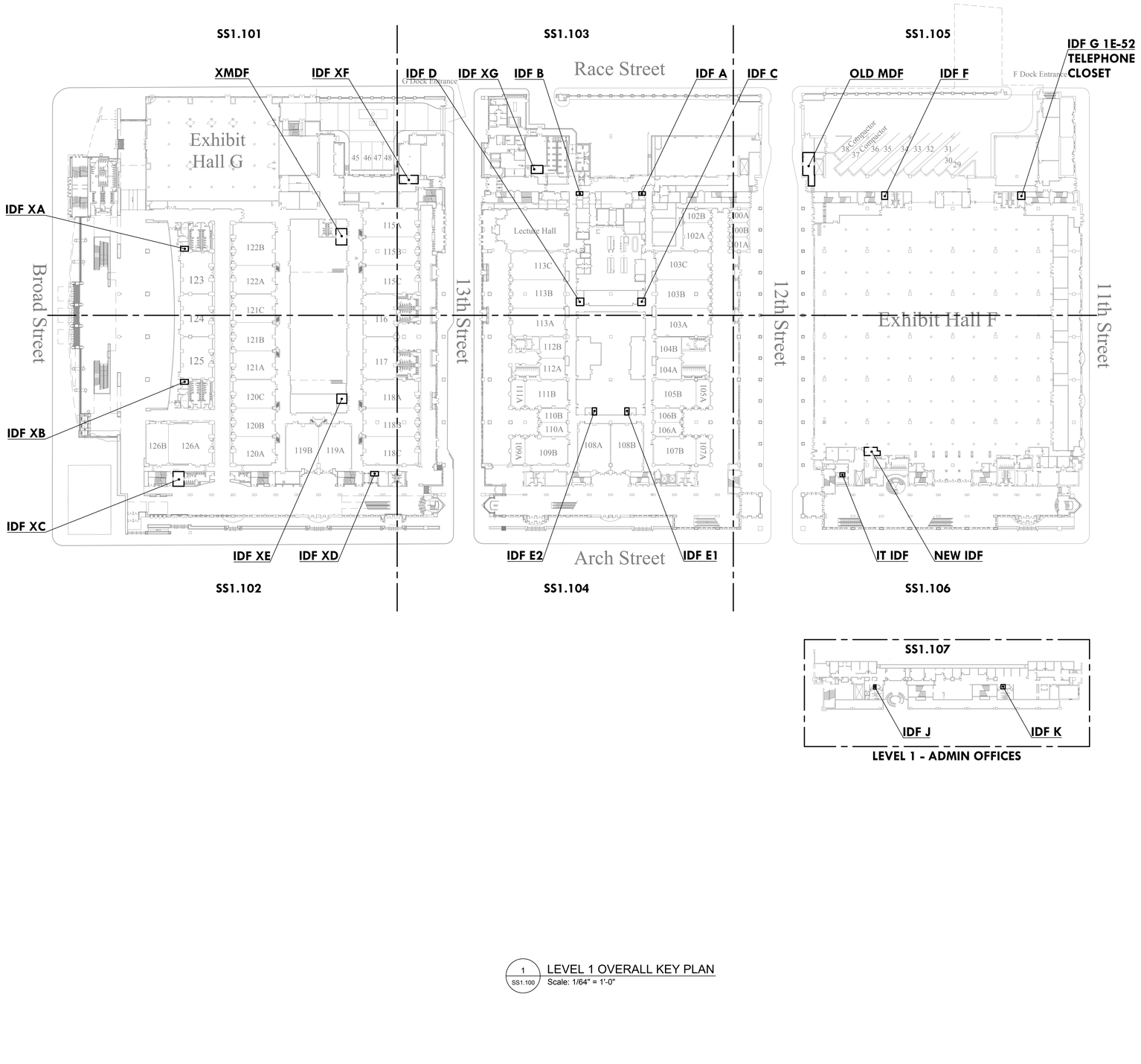





LEVEL 1 - ADMIN OFFICES

1 SS1.100 LEVEL 1 OVERALL KEY PLAN
Scale: 1/64" = 1'-0"

MEP / FP Engineer

ARORA

**ARORA ENGINEERS, INC.**
1600 MARKET STREET, SUITE 1630
PHILADELPHIA, PA. 19103
215.372.1365

Architect

Civil Engineer

Structural Engineer

Pennsylvania Convention Center PHILADELPHIA

Key Plan

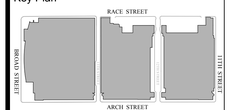


Seal

Revisions:

| NO. | DESCRIPTION | DATE |
|---|---|---|
| | | |
| | | |
| | | |
| | | |
| | | |
| | | |
| | | |
| | | |

**PCCA WiFi UPGRADES**

1101 ARCH STREET
PHILADELPHIA, PA 19107
**PENNSYLVANIA CONVENTION CENTER AUTHORITY (PCCA)**

**LEVEL 1 OVERALL KEY PLAN**

| | |
|---|---|
| Project Number | 128620.001 |
| Date | 2021-09-30 |
| Drawn By | TB |
| Checked By | EH |

**SS1.100**

| | |
|---|---|
| Scale | AS NOTED |

THIS DRAWING IS FORMATTED TO BE PRINTED AT 30" X 42"

**ISSUED FOR BID**

10/7/2021 7:32:51 AM J:\ACTIVE\128620.001 - PCCA - Facility-wide IT Wireless\DWGS\CAD_SS

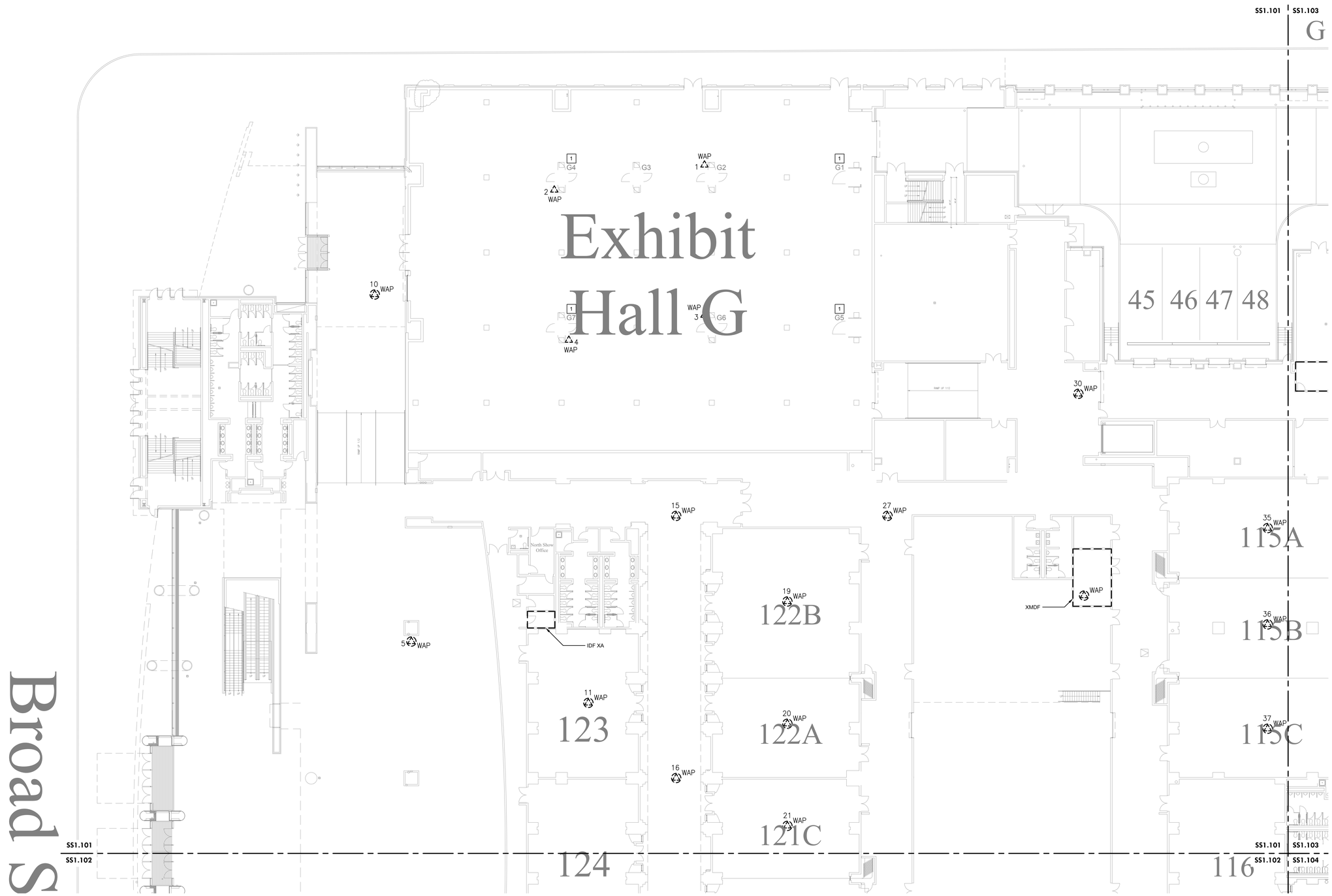


1 SS1.101 LEVEL 1 - DEMOLITION WAP PLAN NW
Scale: 1/16" = 1'-0"

## DEMOLITION NOTES:

1. CONTRACTOR TO DISCONNECT AND REMOVE ALL WAP, SET ASIDE AND PROVIDE TO OWNER. MAKE EXISTING CABLE READY FOR NEW WORK.
2. CONTRACTOR TO DETERMINE AND CONFIRM IF CABLING USED IS CAT6A. IF NOT, REPLACE CABLING WITH CAT6A AND HOMERUN CABLE TO TERMINATING PATCH PANEL.
3. CONTRACTOR TO REMOVE CAT6A CABLING FROM CAT6 PATCH PANEL AND TERMINATE IT ON A NEW 24-PORT CAT6A PATCH PANEL FOR WIFI CABLING ONLY.

## KEYED NOTES X:

1. NETWORK SWITCH IS LOCATED INSIDE COLUMN FOR AP IN THE RESPECTIVE EXHIBIT HALL.

MEP / FP Engineer

ARORA ENGINEERS, INC.
1600 MARKET STREET, SUITE 1630
PHILADELPHIA, PA. 19103
215.372.1365

Architect

Civil Engineer

Structural Engineer

Pennsylvania Convention Center PHILADELPHIA

Key Plan

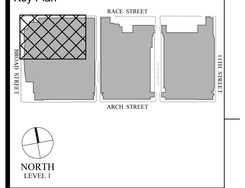


Seal

Revisions:

| NO. | DESCRIPTION | DATE |
|---|---|---|
| | | |

**PCCA WiFi UPGRADES**

1101 ARCH STREET
PHILADELPHIA, PA 19107
**PENNSYLVANIA CONVENTION CENTER AUTHORITY (PCCA)**

**LEVEL 1 - DEMOLITION WAP PLAN NW**

| | |
|---|---|
| Project Number | 128620.001 |
| Date | 2021-09-30 |
| Drawn By | TB |
| Checked By | EH |

**SS1.101**

| | |
|---|---|
| Scale | AS NOTED |

THIS DRAWING IS FORMATTED TO BE PRINTED AT 30" X 42"

J:\ACTIVE\128620.001 - PCCA - Facility-wide IT Wireless\DWGS\CAD_SS

10/7/2021 7:32:58 AM

ISSUED FOR BID

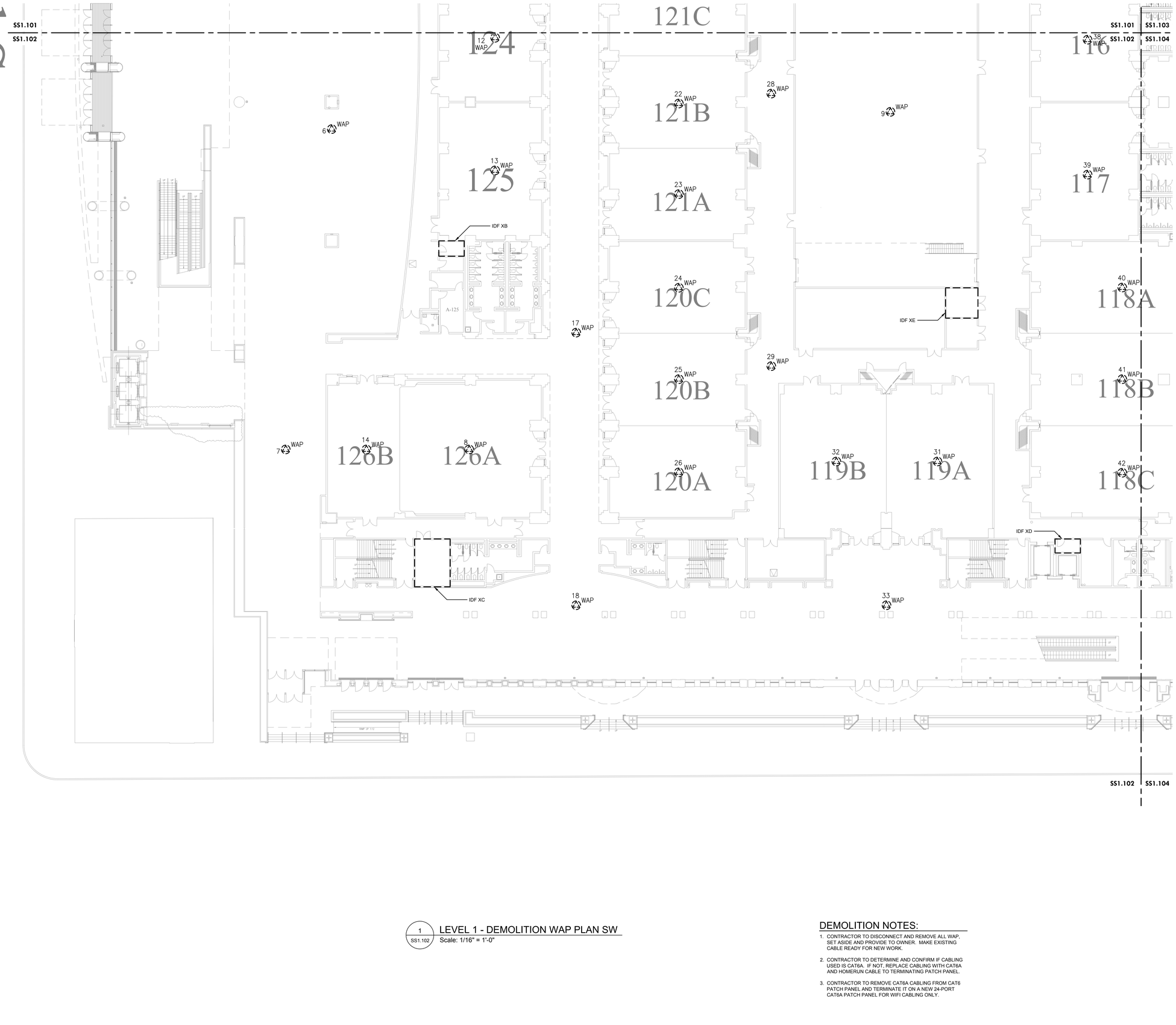


1 SS1.102 LEVEL 1 - DEMOLITION WAP PLAN SW
Scale: 1/16" = 1'-0"

## DEMOLITION NOTES:

1. CONTRACTOR TO DISCONNECT AND REMOVE ALL WAP, SET ASIDE AND PROVIDE TO OWNER. MAKE EXISTING CABLE READY FOR NEW WORK.
2. CONTRACTOR TO DETERMINE AND CONFIRM IF CABLING USED IS CAT6A. IF NOT, REPLACE CABLING WITH CAT6A AND HOMERUN CABLE TO TERMINATING PATCH PANEL.
3. CONTRACTOR TO REMOVE CAT6A CABLING FROM CAT6 PATCH PANEL AND TERMINATE IT ON A NEW 24-PORT CAT6A PATCH PANEL FOR WIFI CABLING ONLY.

MEP / FP Engineer
ARORA
ARORA ENGINEERS, INC.
1600 MARKET STREET, SUITE 1630
PHILADELPHIA, PA. 19103
215.372.1365

Architect

Civil Engineer

Structural Engineer

Pennsylvania Convention Center PHILADELPHIA

Key Plan

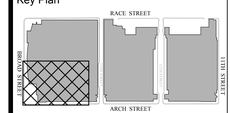


Seal

Revisions:

| NO. | DESCRIPTION | DATE |
|---|---|---|
| | | |
| | | |
| | | |
| | | |
| | | |
| | | |
| | | |
| | | |

**PCCA WiFi UPGRADES**

1101 ARCH STREET
PHILADELPHIA, PA 19107
**PENNSYLVANIA CONVENTION CENTER AUTHORITY (PCCA)**

**LEVEL 1 - DEMOLITION WAP PLAN SW**

| | |
|---|---|
| Project Number | 128620.001 |
| Date | 2021-09-30 |
| Drawn By | TB |
| Checked By | EH |
| **SS1.102** | |
| Scale | AS NOTED |

**ISSUED FOR BID**

J:\ACTIVE\128620.001 - PCCA - Facility-wide IT Wireless\DWGS\CAD_SS
10/7/2021 7:33:05 AM
THIS DRAWING IS FORMATTED TO BE PRINTED AT 30" X 42"

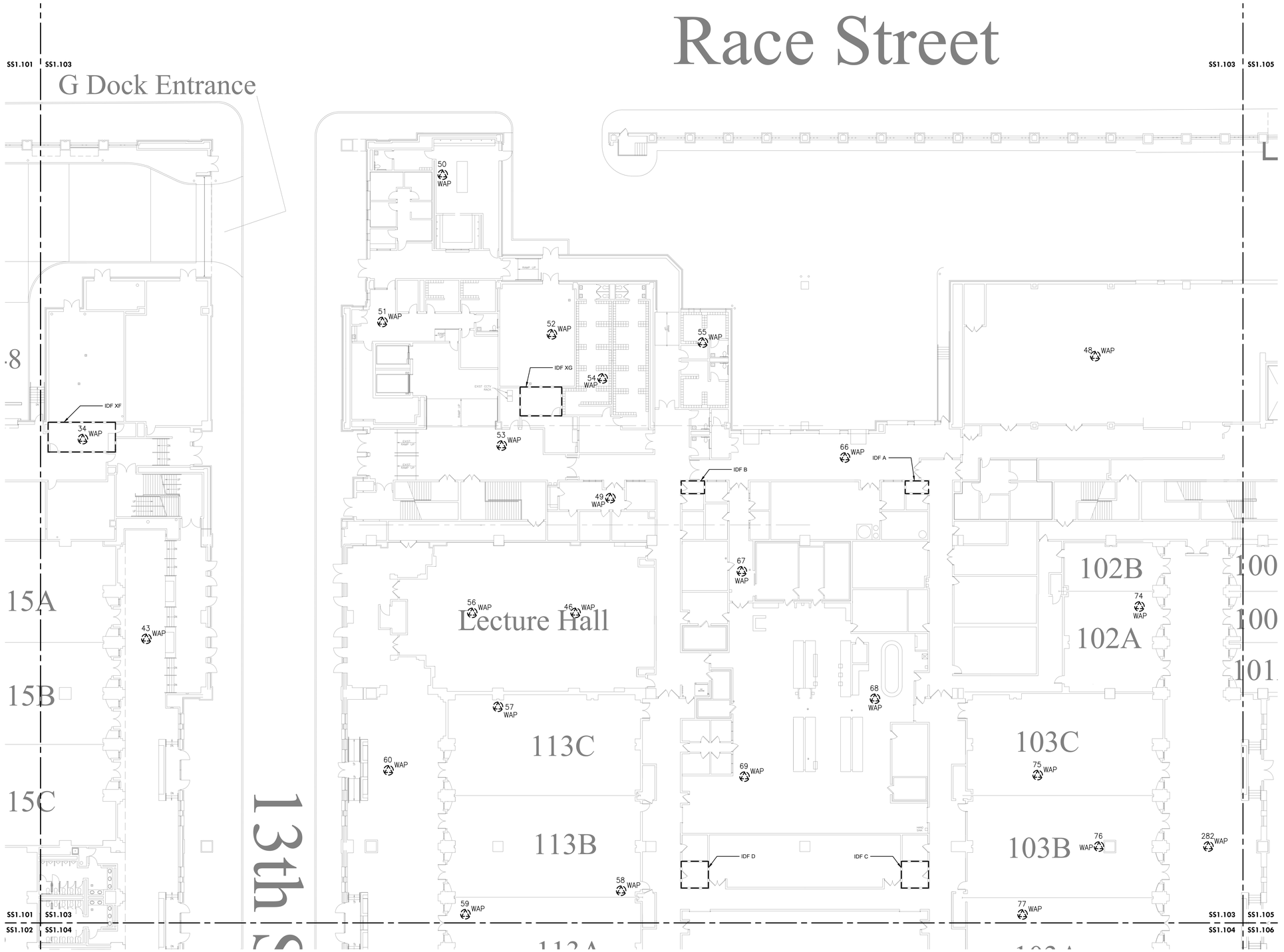


1 / SS1.103 LEVEL 1 - DEMOLITION WAP PLAN NE
Scale: 1/16" = 1'-0"

## DEMOLITION NOTES:

1. CONTRACTOR TO DISCONNECT AND REMOVE ALL WAP, SET ASIDE AND PROVIDE TO OWNER. MAKE EXISTING CABLE READY FOR NEW WORK.
2. CONTRACTOR TO DETERMINE AND CONFIRM IF CABLING USED IS CAT6A. IF NOT, REPLACE CABLING WITH CAT6A AND HOMERUN CABLE TO TERMINATING PATCH PANEL.
3. CONTRACTOR TO REMOVE CAT6A CABLING FROM CAT6 PATCH PANEL AND TERMINATE IT ON A NEW 24-PORT CAT6A PATCH PANEL FOR WIFI CABLING ONLY.

MEP / FP Engineer

ARORA
ARORA ENGINEERS, INC.
1600 MARKET STREET, SUITE 1630
PHILADELPHIA, PA. 19103
215.372.1365

Architect

Civil Engineer

Structural Engineer

Pennsylvania Convention Center PHILADELPHIA

Key Plan

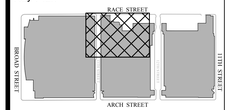


NORTH
LEVEL 1

Seal

Revisions:

| NO. | DESCRIPTION | DATE |
|---|---|---|
| | | |
| | | |
| | | |
| | | |
| | | |
| | | |
| | | |
| | | |

**PCCA WiFi UPGRADES**

1101 ARCH STREET
PHILADELPHIA, PA 19107
**PENNSYLVANIA CONVENTION CENTER AUTHORITY (PCCA)**

**LEVEL 1 - DEMOLITION WAP PLAN NE**

| | |
|---|---|
| Project Number | 128620.001 |
| Date | 2021-09-30 |
| Drawn By | TB |
| Checked By | EH |

**SS1.103**

Scale AS NOTED

ISSUED FOR BID

J:\ACTIVE\128620.001 - PCCA - Facility-wide IT Wireless\DWGS\CAD_SS

10/7/2021 7:33:12 AM

THIS DRAWING IS FORMATTED TO BE PRINTED AT 30" X 42"

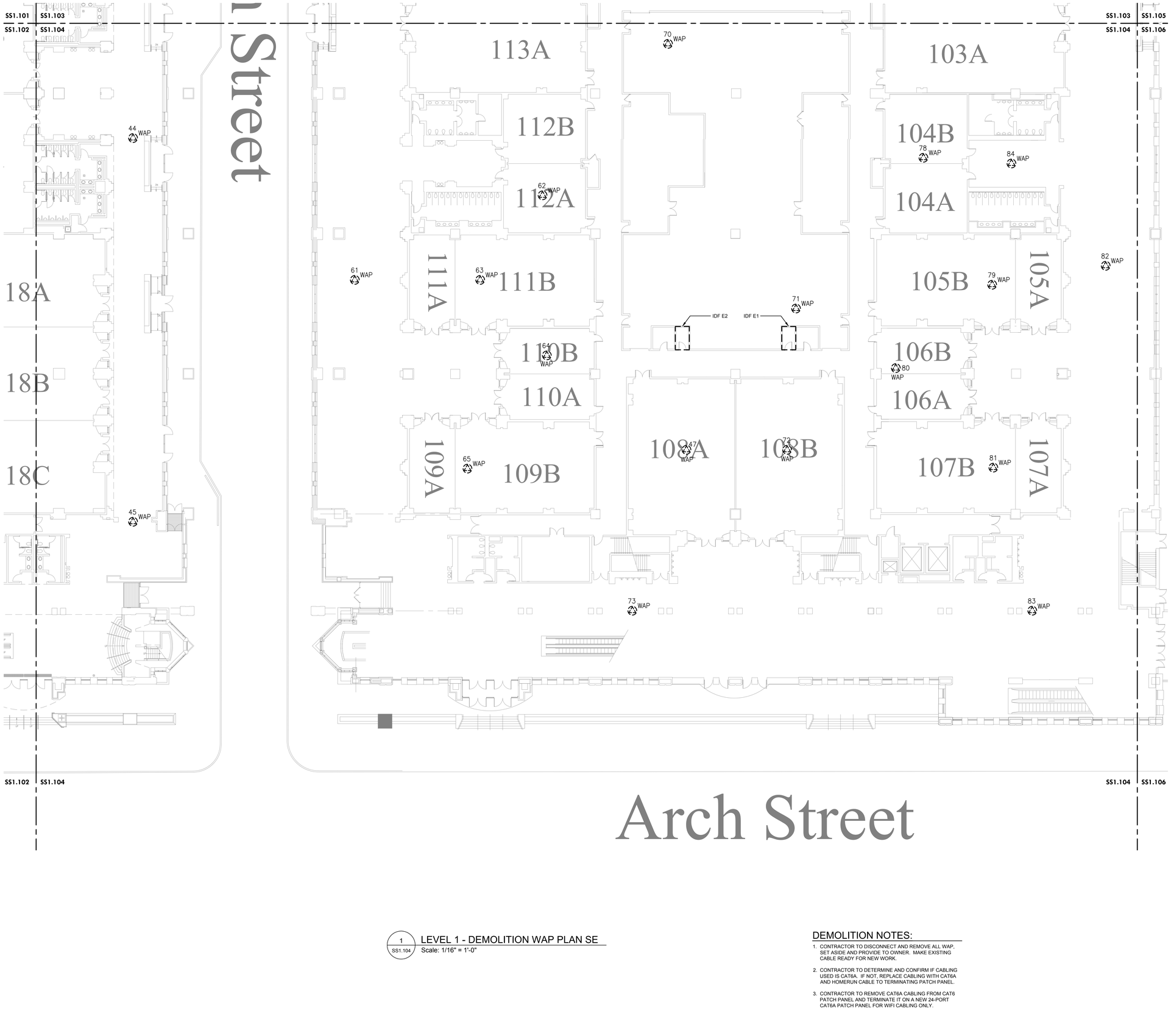


1 SS1.104 LEVEL 1 - DEMOLITION WAP PLAN SE
Scale: 1/16" = 1'-0"

## DEMOLITION NOTES:

1. CONTRACTOR TO DISCONNECT AND REMOVE ALL WAP, SET ASIDE AND PROVIDE TO OWNER. MAKE EXISTING CABLE READY FOR NEW WORK.
2. CONTRACTOR TO DETERMINE AND CONFIRM IF CABLING USED IS CAT6A. IF NOT, REPLACE CABLING WITH CAT6A AND HOMERUN CABLE TO TERMINATING PATCH PANEL.
3. CONTRACTOR TO REMOVE CAT6A CABLING FROM CAT6 PATCH PANEL AND TERMINATE IT ON A NEW 24-PORT CAT6A PATCH PANEL FOR WIFI CABLING ONLY.

MEP / FP Engineer
ARORA
ARORA ENGINEERS, INC.
1600 MARKET STREET, SUITE 1630
PHILADELPHIA, PA. 19103
215.372.1365

Architect

Civil Engineer

Structural Engineer

Pennsylvania Convention Center PHILADELPHIA

Key Plan

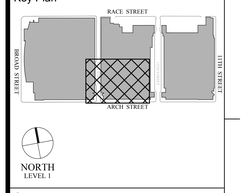


Seal

Revisions:

| NO. | DESCRIPTION | DATE |
|---|---|---|
| | | |
| | | |
| | | |
| | | |
| | | |
| | | |
| | | |
| | | |

**PCCA WiFi UPGRADES**

1101 ARCH STREET
PHILADELPHIA, PA 19107
**PENNSYLVANIA CONVENTION CENTER AUTHORITY (PCCA)**

**LEVEL 1 - DEMOLITION WAP PLAN SE**

| | |
|---|---|
| Project Number | 128620.001 |
| Date | 2021-09-30 |
| Drawn By | TB |
| Checked By | EH |
| | **SS1.104** |
| Scale | AS NOTED |

ISSUED FOR BID

10/7/2021 7:33:20 AM J:\ACTIVE\128620.001 - PCCA - Facility-wide IT Wireless\DWGS\CAD_SS
THIS DRAWING IS FORMATTED TO BE PRINTED AT 30" X 42"

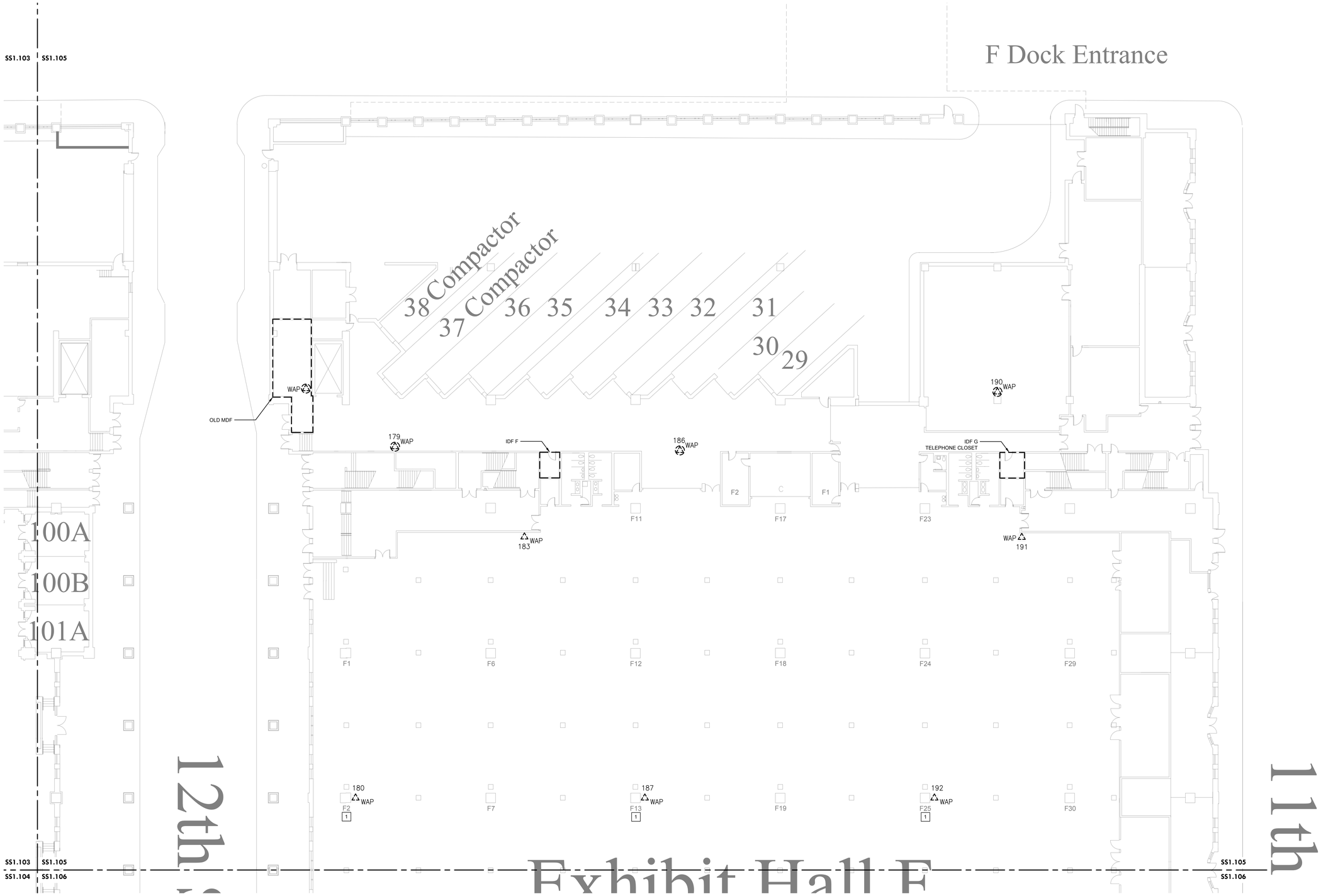


1 / SS1.105 LEVEL 1 - DEMOLITION WAP PLAN NE EXHIBIT HALL F
Scale: 1/16" = 1'-0"

## DEMOLITION NOTES:

1. CONTRACTOR TO DISCONNECT AND REMOVE ALL WAP, SET ASIDE AND PROVIDE TO OWNER. MAKE EXISTING CABLE READY FOR NEW WORK.
2. CONTRACTOR TO DETERMINE AND CONFIRM IF CABLING USED IS CAT6A. IF NOT, REPLACE CABLING WITH CAT6A AND HOMERUN CABLE TO TERMINATING PATCH PANEL.
3. CONTRACTOR TO REMOVE CAT6A CABLING FROM CAT6 PATCH PANEL AND TERMINATE IT ON A NEW 24-PORT CAT6A PATCH PANEL FOR WIFI CABLING ONLY.

## KEYED NOTES [X]:

1. NETWORK SWITCH IS LOCATED INSIDE COLUMN FOR AP IN THE RESPECTIVE EXHIBIT HALL.

MEP / FP Engineer
ARORA
ARORA ENGINEERS, INC.
1600 MARKET STREET, SUITE 1630
PHILADELPHIA, PA. 19103
215.372.1365

Architect

Civil Engineer

Structural Engineer

Pennsylvania Convention Center PHILADELPHIA

Key Plan

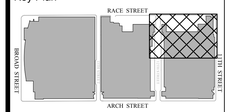


Seal

REGISTERED PROFESSIONAL ENGINEER No. 091081

Revisions:

| NO. | DESCRIPTION | DATE |
|---|---|---|
| | | |
| | | |
| | | |
| | | |
| | | |
| | | |
| | | |
| | | |
| | | |

**PCCA WiFi UPGRADES**

1101 ARCH STREET
PHILADELPHIA, PA 19107
**PENNSYLVANIA CONVENTION CENTER AUTHORITY (PCCA)**

**LEVEL 1 - DEMOLITION WAP PLAN NE EXHIBIT HALL F**

| | |
|---|---|
| Project Number | 128620.001 |
| Date | 2021-09-30 |
| Drawn By | TB |
| Checked By | EH |

**SS1.105**

| | |
|---|---|
| Scale | AS NOTED |

ISSUED FOR BID

J:\ACTIVE\128620.001 - PCCA - Facility-wide IT Wireless\DWGS\CAD_SS
10/7/2021 7:33:26 AM
THIS DRAWING IS FORMATTED TO BE PRINTED AT 30" X 42"




1 / SS1.106 LEVEL 1 - DEMOLITION WAP PLAN SE EXHIBIT HALL F
Scale: 1/16" = 1'-0"

## DEMOLITION NOTES:

1. CONTRACTOR TO DISCONNECT AND REMOVE ALL WAP, SET ASIDE AND PROVIDE TO OWNER. MAKE EXISTING CABLE READY FOR NEW WORK.
2. CONTRACTOR TO DETERMINE AND CONFIRM IF CABLING USED IS CAT6A. IF NOT, REPLACE CABLING WITH CAT6A AND HOMERUN CABLE TO TERMINATING PATCH PANEL.
3. CONTRACTOR TO REMOVE CAT6A CABLING FROM CAT6 PATCH PANEL AND TERMINATE IT ON A NEW 24-PORT CAT6A PATCH PANEL FOR WIFI CABLING ONLY.

## KEYED NOTES [X]:

1. NETWORK SWITCH IS LOCATED INSIDE COLUMN FOR AP IN THE RESPECTIVE EXHIBIT HALL.

MEP / FP Engineer
ARORA
ARORA ENGINEERS, INC.
1600 MARKET STREET, SUITE 1630
PHILADELPHIA, PA. 19103
215.372.1365

Architect

Civil Engineer

Structural Engineer

Pennsylvania Convention Center PHILADELPHIA

Key Plan

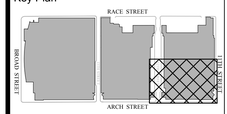


Seal

Revisions:

| NO. | DESCRIPTION | DATE |
|---|---|---|
| | | |
| | | |
| | | |
| | | |
| | | |
| | | |
| | | |
| | | |

**PCCA WiFi UPGRADES**

1101 ARCH STREET
PHILADELPHIA, PA 19107
**PENNSYLVANIA CONVENTION CENTER AUTHORITY (PCCA)**

**LEVEL 1 - DEMOLITION WAP PLAN SE EXHIBIT HALL F**

| | |
|---|---|
| Project Number | 128620.001 |
| Date | 2021-09-30 |
| Drawn By | TB |
| Checked By | EH |
| | **SS1.106** |
| Scale | AS NOTED |

**ISSUED FOR BID**

10/7/2021 7:33:33 AM J:\ACTIVE\128620.001 - PCCA - Facility-wide IT Wireless\DWGS\CAD_SS
THIS DRAWING IS FORMATTED TO BE PRINTED AT 30" X 42"

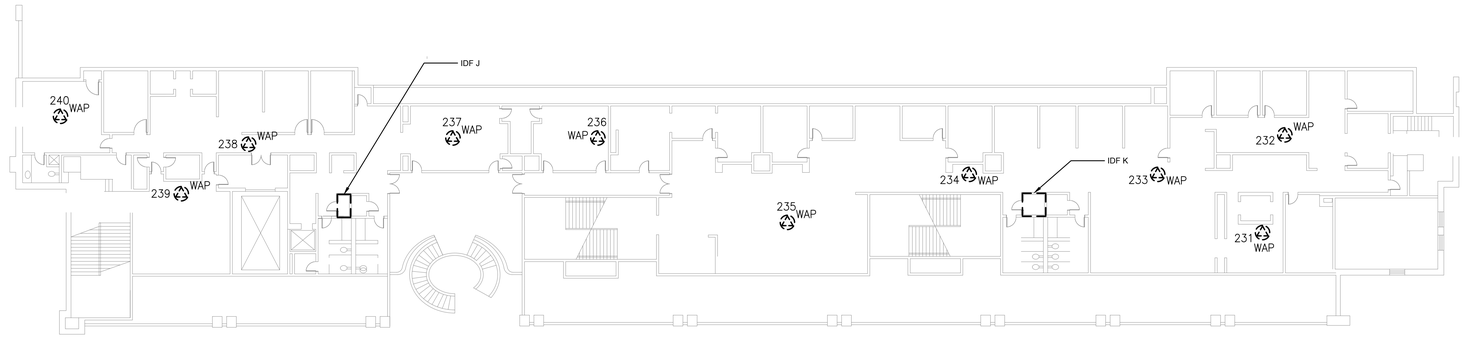


1 SS1.107 LEVEL 1 - DEMOLITION WAP PLAN ADMIN OFFICES
Scale: 1/16" = 1'-0"

## DEMOLITION NOTES:

1. CONTRACTOR TO DISCONNECT AND REMOVE ALL WAP, SET ASIDE AND PROVIDE TO OWNER. MAKE EXISTING CABLE READY FOR NEW WORK.
2. CONTRACTOR TO DETERMINE AND CONFIRM IF CABLING USED IS CAT6A. IF NOT, REPLACE CABLING WITH CAT6A AND HOMERUN CABLE TO TERMINATING PATCH PANEL.
3. CONTRACTOR TO REMOVE CAT6A CABLING FROM CAT6 PATCH PANEL AND TERMINATE IT ON A NEW 24-PORT CAT6A PATCH PANEL FOR WIFI CABLING ONLY.

MEP / FP Engineer
ARORA
**ARORA ENGINEERS, INC.**
1600 MARKET STREET, SUITE 1630
PHILADELPHIA, PA. 19103
215.372.1365

Architect

Civil Engineer

Structural Engineer

Pennsylvania Convention Center PHILADELPHIA

Key Plan

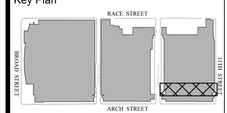


Seal

Revisions:

| NO. | DESCRIPTION | DATE |
|---|---|---|
| | | |
| | | |
| | | |
| | | |
| | | |
| | | |
| | | |
| | | |

**PCCA WiFi UPGRADES**

1101 ARCH STREET
PHILADELPHIA, PA 19107
**PENNSYLVANIA CONVENTION CENTER AUTHORITY (PCCA)**

# LEVEL 1 - DEMOLITION WAP PLAN ADMIN OFFICES

| | |
|---|---|
| Project Number | 128620.001 |
| Date | 2021-09-30 |
| Drawn By | TB |
| Checked By | EH |

**SS1.107**

| | |
|---|---|
| Scale | AS NOTED |

ISSUED FOR BID

J:\ACTIVE\128620.001 - PCCA - Facility-wide IT Wireless\DWGS\CAD_SS
10/7/2021 7:33:37 AM
THIS DRAWING IS FORMATTED TO BE PRINTED AT 30" X 42"

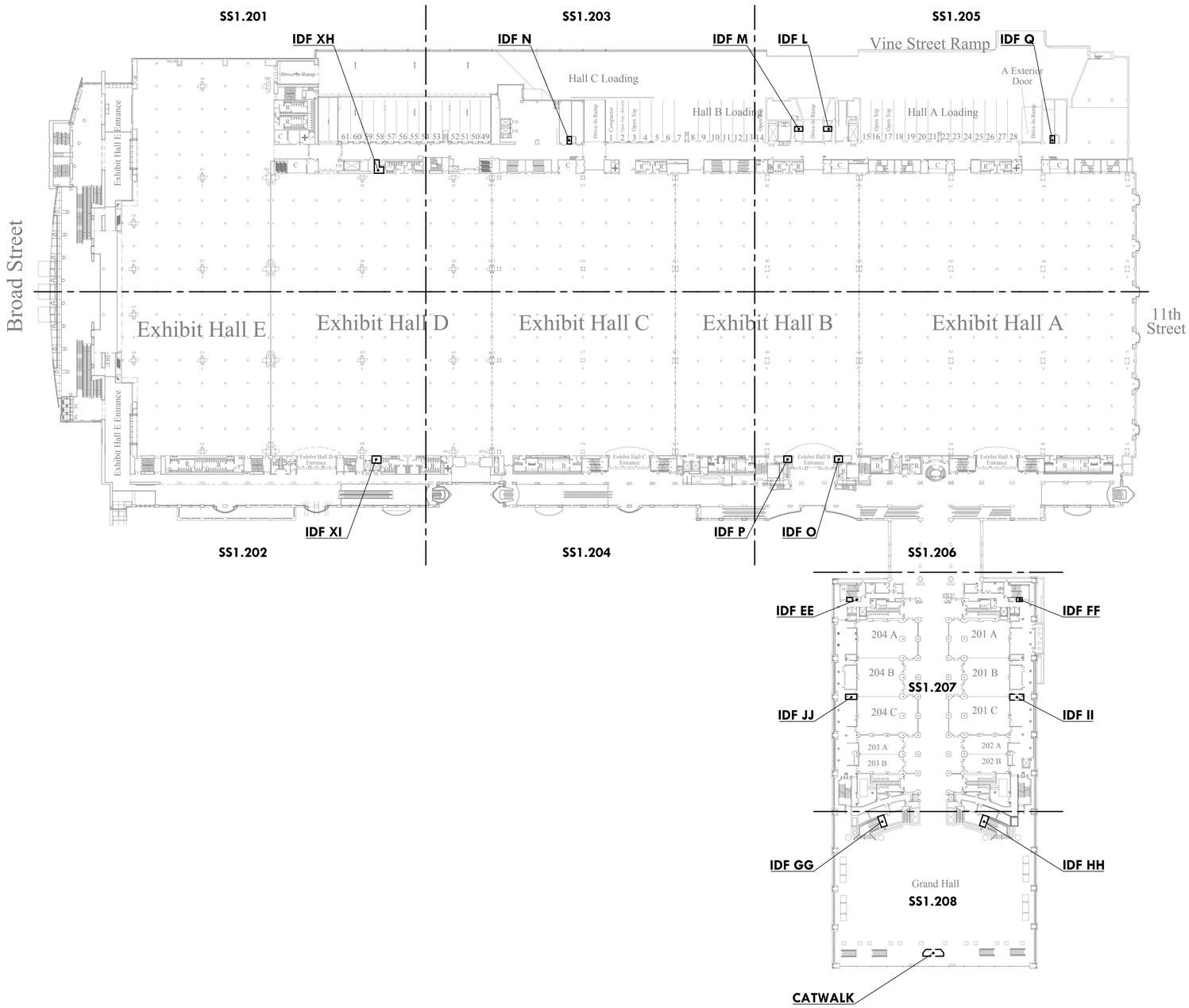


1 SS1.200 LEVEL 2 OVERALL KEY PLAN
Scale: 1/64" = 1'-0"

MEP / FP Engineer
ARORA
ARORA ENGINEERS, INC.
1600 MARKET STREET, SUITE 1630
PHILADELPHIA, PA. 19103
215.372.1365

Architect

Civil Engineer

Structural Engineer

Pennsylvania Convention Center PHILADELPHIA

Key Plan

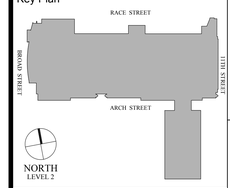


Seal

Revisions:

| NO. | DESCRIPTION | DATE |
|---|---|---|
| | | |
| | | |
| | | |
| | | |
| | | |
| | | |
| | | |
| | | |

**PCCA WiFi UPGRADES**

1101 ARCH STREET
PHILADELPHIA, PA 19107
**PENNSYLVANIA CONVENTION CENTER AUTHORITY (PCCA)**

**LEVEL 2 OVERALL KEY PLAN**

| | |
|---|---|
| Project Number | 128620.001 |
| Date | 2021-09-30 |
| Drawn By | TB |
| Checked By | EH |

**SS1.200**

Scale AS NOTED

THIS DRAWING IS FORMATTED TO BE PRINTED AT 30" X 42"

ISSUED FOR BID

10/7/2021 7:33:43 AM J:\ACTIVE\128620.001 - PCCA - Facility-wide IT Wireless\DWGS\CAD_SS

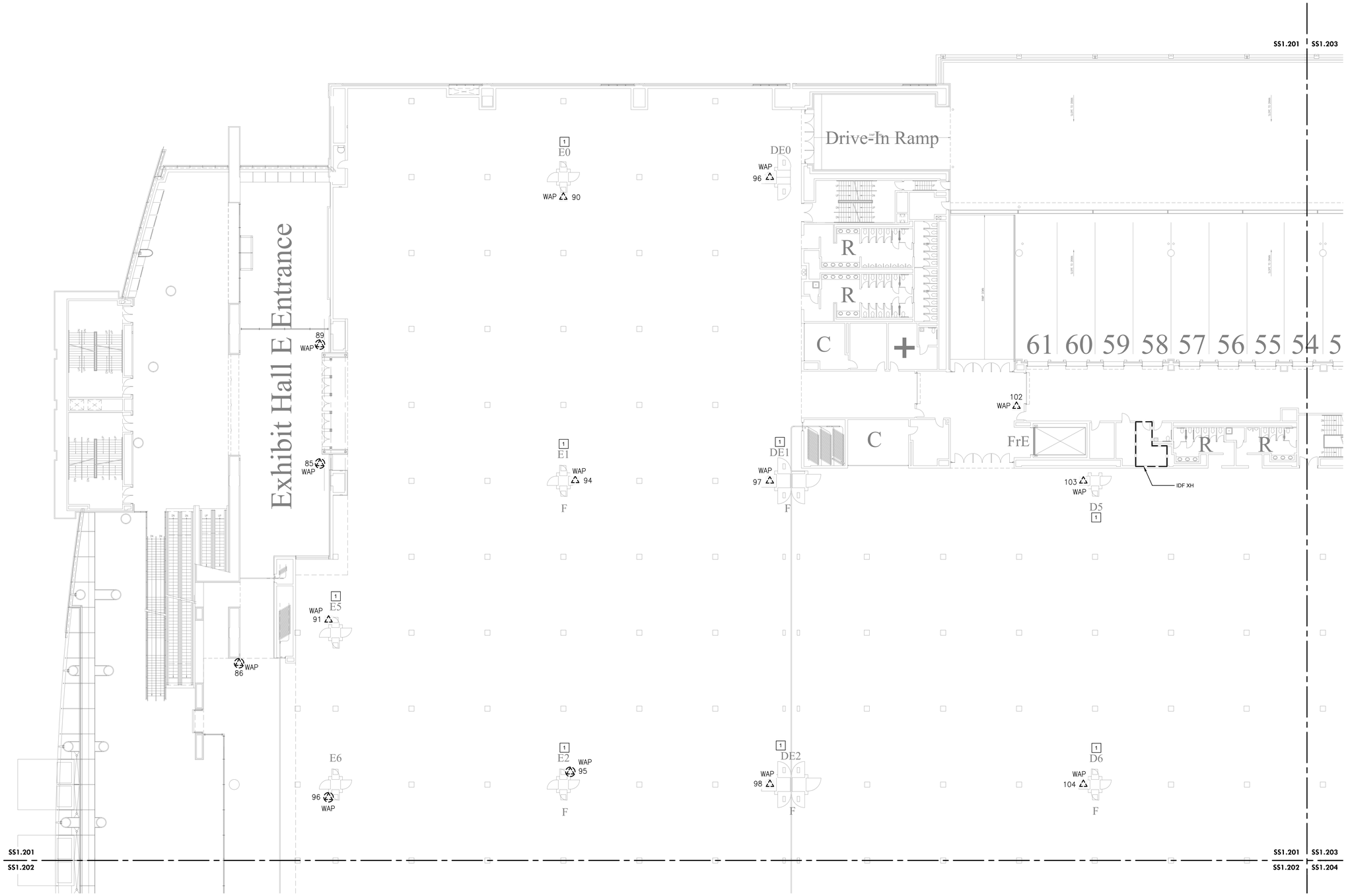


1 / SS1.201 LEVEL 2 - DEMOLITION WAP PLAN NW
Scale: 1/16" = 1'-0"

## DEMOLITION NOTES:

1. CONTRACTOR TO DISCONNECT AND REMOVE ALL WAP, SET ASIDE AND PROVIDE TO OWNER. MAKE EXISTING CABLE READY FOR NEW WORK.
2. CONTRACTOR TO DETERMINE AND CONFIRM IF CABLING USED IS CAT6A. IF NOT, REPLACE CABLING WITH CAT6A AND HOMERUN CABLE TO TERMINATING PATCH PANEL.
3. CONTRACTOR TO REMOVE CAT6A CABLING FROM CAT6 PATCH PANEL AND TERMINATE IT ON A NEW 24-PORT CAT6A PATCH PANEL FOR WIFI CABLING ONLY.

## KEYED NOTES [X]:

1. NETWORK SWITCH IS LOCATED INSIDE COLUMN FOR AP IN THE RESPECTIVE EXHIBIT HALL.

MEP / FP Engineer
ARORA
ARORA ENGINEERS, INC.
1600 MARKET STREET, SUITE 1630
PHILADELPHIA, PA. 19103
215.372.1365

Architect

Civil Engineer

Structural Engineer

Pennsylvania Convention Center PHILADELPHIA

Key Plan

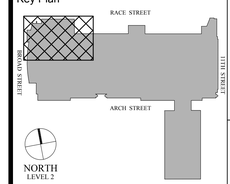


Seal

Revisions:

| NO. | DESCRIPTION | DATE |
|---|---|---|
| | | |
| | | |
| | | |
| | | |
| | | |
| | | |
| | | |
| | | |

**PCCA WiFi UPGRADES**

1101 ARCH STREET
PHILADELPHIA, PA 19107
**PENNSYLVANIA CONVENTION CENTER AUTHORITY (PCCA)**

**LEVEL 2 - DEMOLITION WAP PLAN NW**

| | |
|---|---|
| Project Number | 128620.001 |
| Date | 2021-09-30 |
| Drawn By | TB |
| Checked By | EH |

**SS1.201**

Scale AS NOTED

**ISSUED FOR BID**

J:\ACTIVE\128620.001 - PCCA - Facility-wide IT Wireless\DWGS\CAD_SS
10/7/2021 7:33:51 AM
THIS DRAWING IS FORMATTED TO BE PRINTED AT 30" X 42"

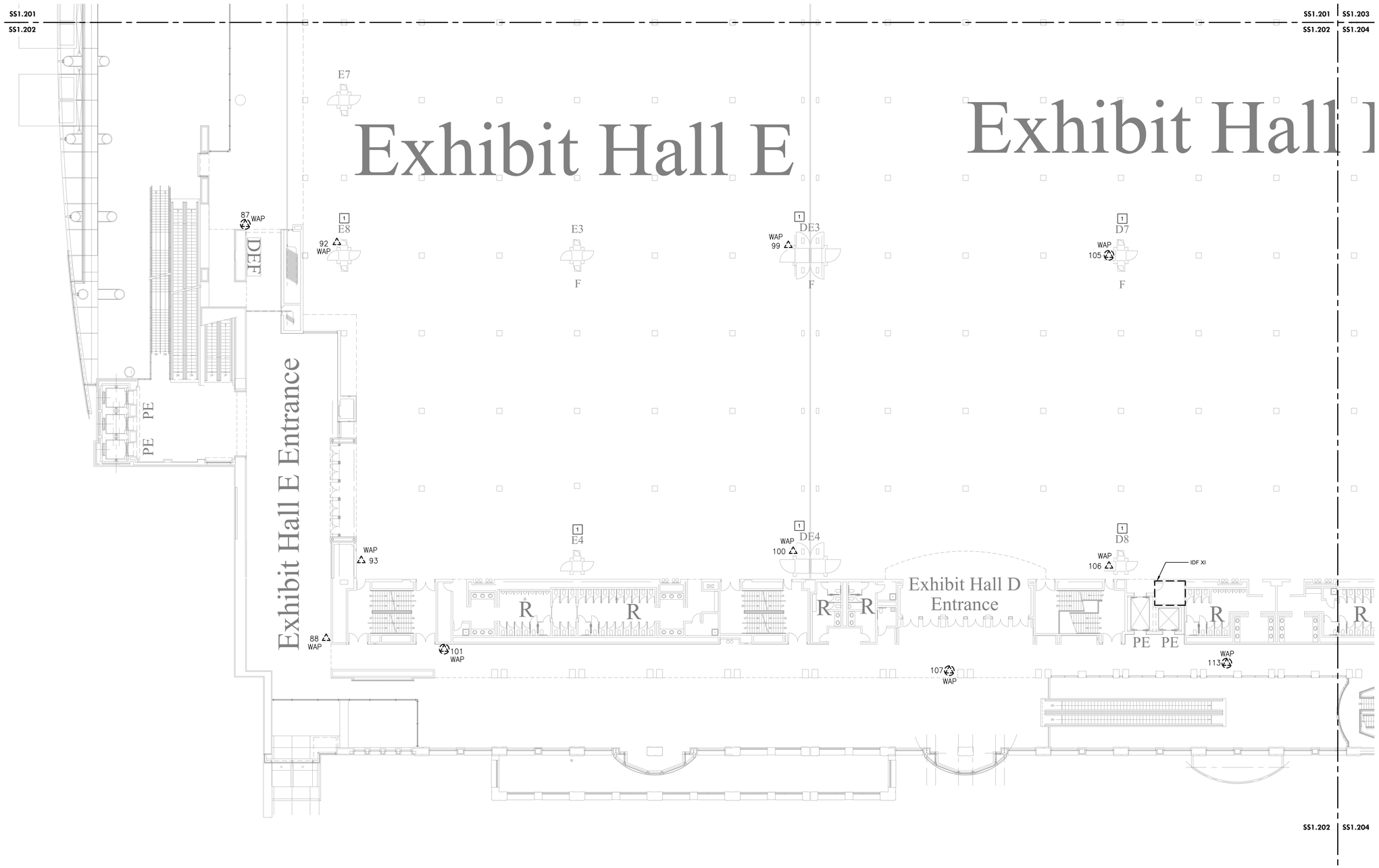


1 SS1.202 LEVEL 2 - DEMOLITION WAP PLAN SW
Scale: 1/16" = 1'-0"

## DEMOLITION NOTES:

1. CONTRACTOR TO DISCONNECT AND REMOVE ALL WAP, SET ASIDE AND PROVIDE TO OWNER. MAKE EXISTING CABLE READY FOR NEW WORK.
2. CONTRACTOR TO DETERMINE AND CONFIRM IF CABLING USED IS CAT6A. IF NOT, REPLACE CABLING WITH CAT6A AND HOMERUN CABLE TO TERMINATING PATCH PANEL.
3. CONTRACTOR TO REMOVE CAT6A CABLING FROM CAT6 PATCH PANEL AND TERMINATE IT ON A NEW 24-PORT CAT6A PATCH PANEL FOR WIFI CABLING ONLY.

## KEYED NOTES [X]:

1. NETWORK SWITCH IS LOCATED INSIDE COLUMN FOR AP IN THE RESPECTIVE EXHIBIT HALL.

MEP / FP Engineer
ARORA
ARORA ENGINEERS, INC.
1600 MARKET STREET, SUITE 1630
PHILADELPHIA, PA. 19103
215.372.1365

Architect

Civil Engineer

Structural Engineer

Pennsylvania Convention Center PHILADELPHIA

Key Plan

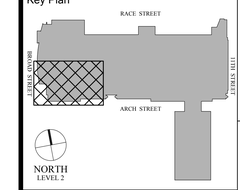


Seal

COMMONWEALTH OF PENNSYLVANIA REGISTERED PROFESSIONAL JOSH T. GREEN ENGINEER No. 091081

Revisions:

| NO. | DESCRIPTION | DATE |
|---|---|---|
| | | |

**PCCA WiFi UPGRADES**

1101 ARCH STREET
PHILADELPHIA, PA 19107
**PENNSYLVANIA CONVENTION CENTER AUTHORITY (PCCA)**

**LEVEL 2 - DEMOLITION WAP PLAN SW**

| | |
|---|---|
| Project Number | 128620.001 |
| Date | 2021-09-30 |
| Drawn By | TB |
| Checked By | EH |

**SS1.202**

| | |
|---|---|
| Scale | AS NOTED |

**ISSUED FOR BID**

J:\ACTIVE\128620.001 - PCCA - Facility-wide IT Wireless\DWGS\CAD_SS
10/7/2021 7:33:59 AM

THIS DRAWING IS FORMATTED TO BE PRINTED AT 30" X 42"

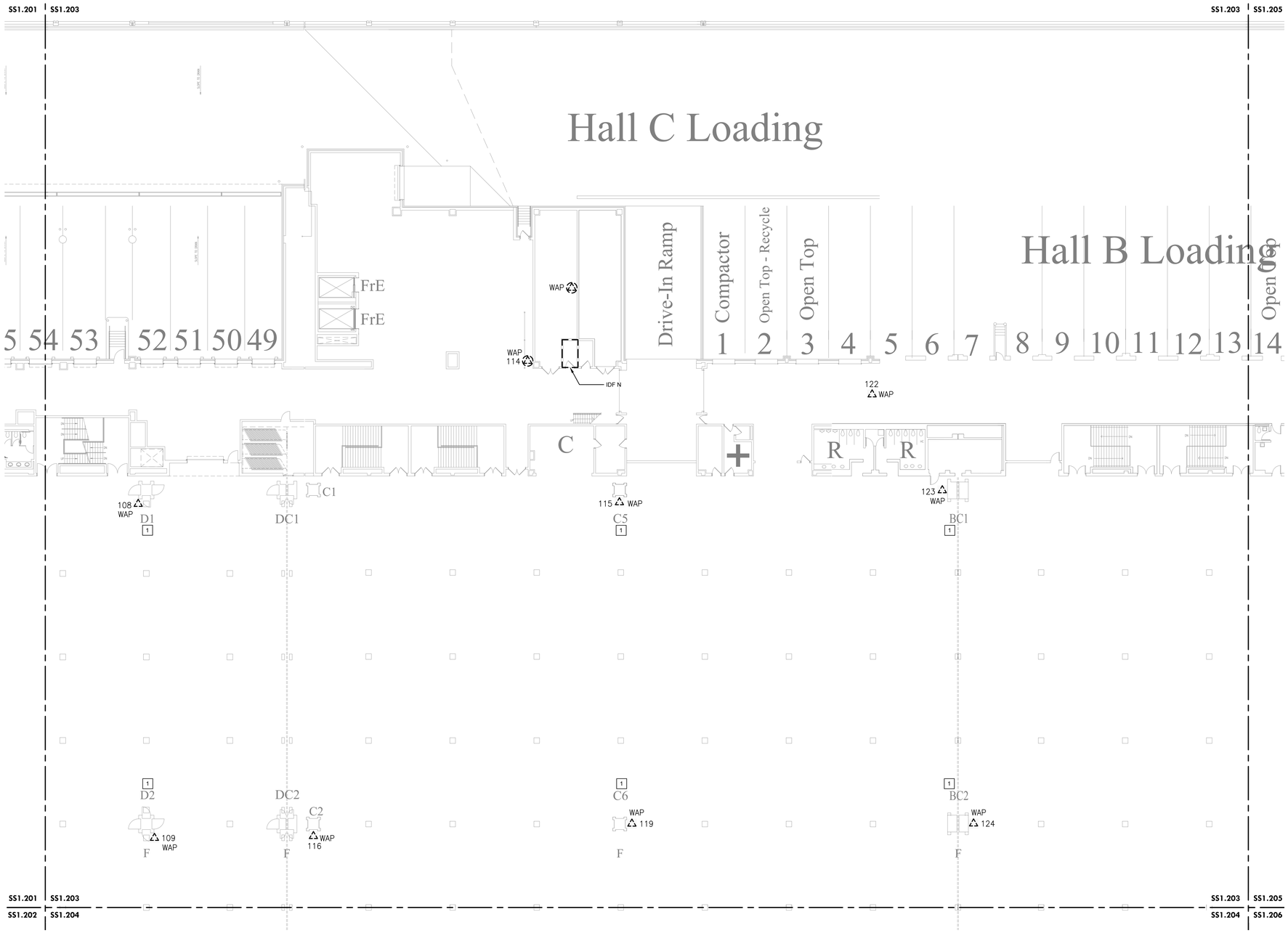


1 SS1.203 LEVEL 2 - DEMOLITION WAP PLAN NE
Scale: 1/16" = 1'-0"

## DEMOLITION NOTES:

1. CONTRACTOR TO DISCONNECT AND REMOVE ALL WAP, SET ASIDE AND PROVIDE TO OWNER. MAKE EXISTING CABLE READY FOR NEW WORK.
2. CONTRACTOR TO DETERMINE AND CONFIRM IF CABLING USED IS CAT6A. IF NOT, REPLACE CABLING WITH CAT6A AND HOMERUN CABLE TO TERMINATING PATCH PANEL.
3. CONTRACTOR TO REMOVE CAT6A CABLING FROM CAT6 PATCH PANEL AND TERMINATE IT ON A NEW 24-PORT CAT6A PATCH PANEL FOR WIFI CABLING ONLY.

## KEYED NOTES [X]:

1. NETWORK SWITCH IS LOCATED INSIDE COLUMN FOR AP IN THE RESPECTIVE EXHIBIT HALL.

MEP / FP Engineer
ARORA
ARORA ENGINEERS, INC.
1600 MARKET STREET, SUITE 1630
PHILADELPHIA, PA. 19103
215.372.1365

Architect

Civil Engineer

Structural Engineer

Pennsylvania Convention Center PHILADELPHIA

Key Plan

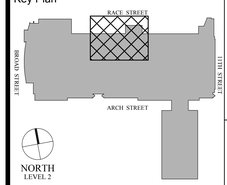


Seal

Revisions:

| NO. | DESCRIPTION | DATE |
|---|---|---|
| | | |
| | | |
| | | |
| | | |
| | | |
| | | |
| | | |
| | | |

**PCCA WiFi UPGRADES**

1101 ARCH STREET
PHILADELPHIA, PA 19107
**PENNSYLVANIA CONVENTION CENTER AUTHORITY (PCCA)**

**LEVEL 2 - DEMOLITION WAP PLAN NE**

| | |
|---|---|
| Project Number | 128620.001 |
| Date | 2021-09-30 |
| Drawn By | TB |
| Checked By | EH |

**SS1.203**

Scale AS NOTED

THIS DRAWING IS FORMATTED TO BE PRINTED AT 30" X 42"

J:\ACTIVE\128620.001 - PCCA - Facility-wide IT Wireless\DWGS\CAD_SS

10/7/2021 7:34:07 AM

ISSUED FOR BID

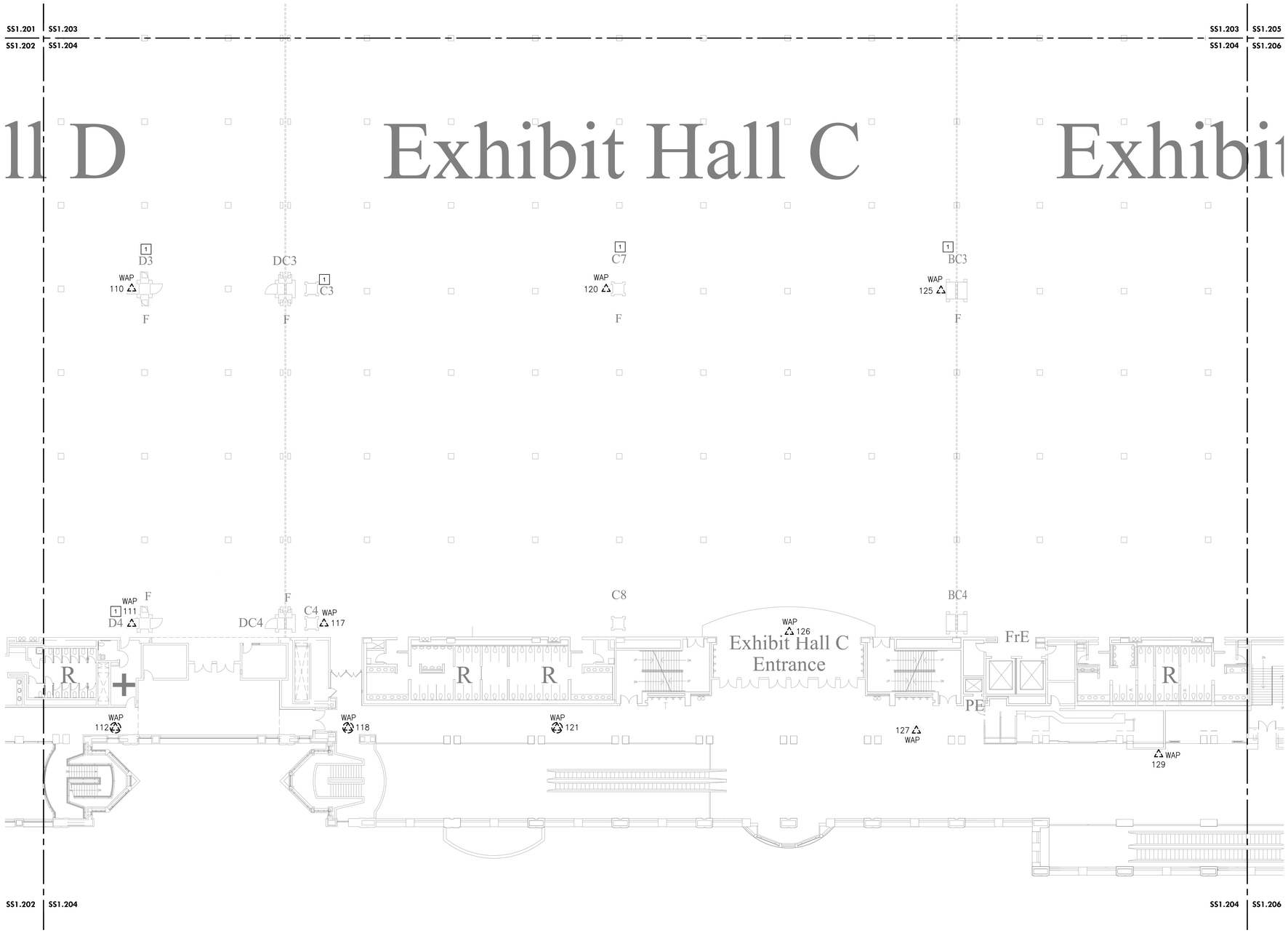


1 SS1.204 LEVEL 2 - DEMOLITION WAP PLAN SE
Scale: 1/16" = 1'-0"

## DEMOLITION NOTES:

1. CONTRACTOR TO DISCONNECT AND REMOVE ALL WAP, SET ASIDE AND PROVIDE TO OWNER. MAKE EXISTING CABLE READY FOR NEW WORK.
2. CONTRACTOR TO DETERMINE AND CONFIRM IF CABLING USED IS CAT6A. IF NOT, REPLACE CABLING WITH CAT6A AND HOMERUN CABLE TO TERMINATING PATCH PANEL.
3. CONTRACTOR TO REMOVE CAT6A CABLING FROM CAT6 PATCH PANEL AND TERMINATE IT ON A NEW 24-PORT CAT6A PATCH PANEL FOR WIFI CABLING ONLY.

## KEYED NOTES [X]:

1. NETWORK SWITCH IS LOCATED INSIDE COLUMN FOR AP IN THE RESPECTIVE EXHIBIT HALL.

MEP / FP Engineer
ARORA
ARORA ENGINEERS, INC.
1600 MARKET STREET, SUITE 1630
PHILADELPHIA, PA. 19103
215.372.1365

Architect

Civil Engineer

Structural Engineer

Pennsylvania Convention Center PHILADELPHIA

Key Plan

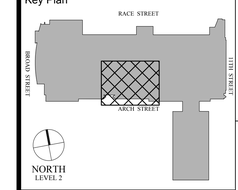


Seal

Revisions:

| NO. | DESCRIPTION | DATE |
|---|---|---|
| | | |
| | | |
| | | |
| | | |
| | | |
| | | |
| | | |
| | | |

**PCCA WiFi UPGRADES**

1101 ARCH STREET
PHILADELPHIA, PA 19107
**PENNSYLVANIA CONVENTION CENTER AUTHORITY (PCCA)**

**LEVEL 2 - DEMOLITION WAP PLAN SE**

| | |
|---|---|
| Project Number | 128620.001 |
| Date | 2021-09-30 |
| Drawn By | TB |
| Checked By | EH |

**SS1.204**

| | |
|---|---|
| Scale | AS NOTED |

**ISSUED FOR BID**

J:\ACTIVE\128620.001 - PCCA - Facility-wide IT Wireless\DWGS\CAD_SS
10/7/2021 7:34:15 AM

THIS DRAWING IS FORMATTED TO BE PRINTED AT 30" X 42"

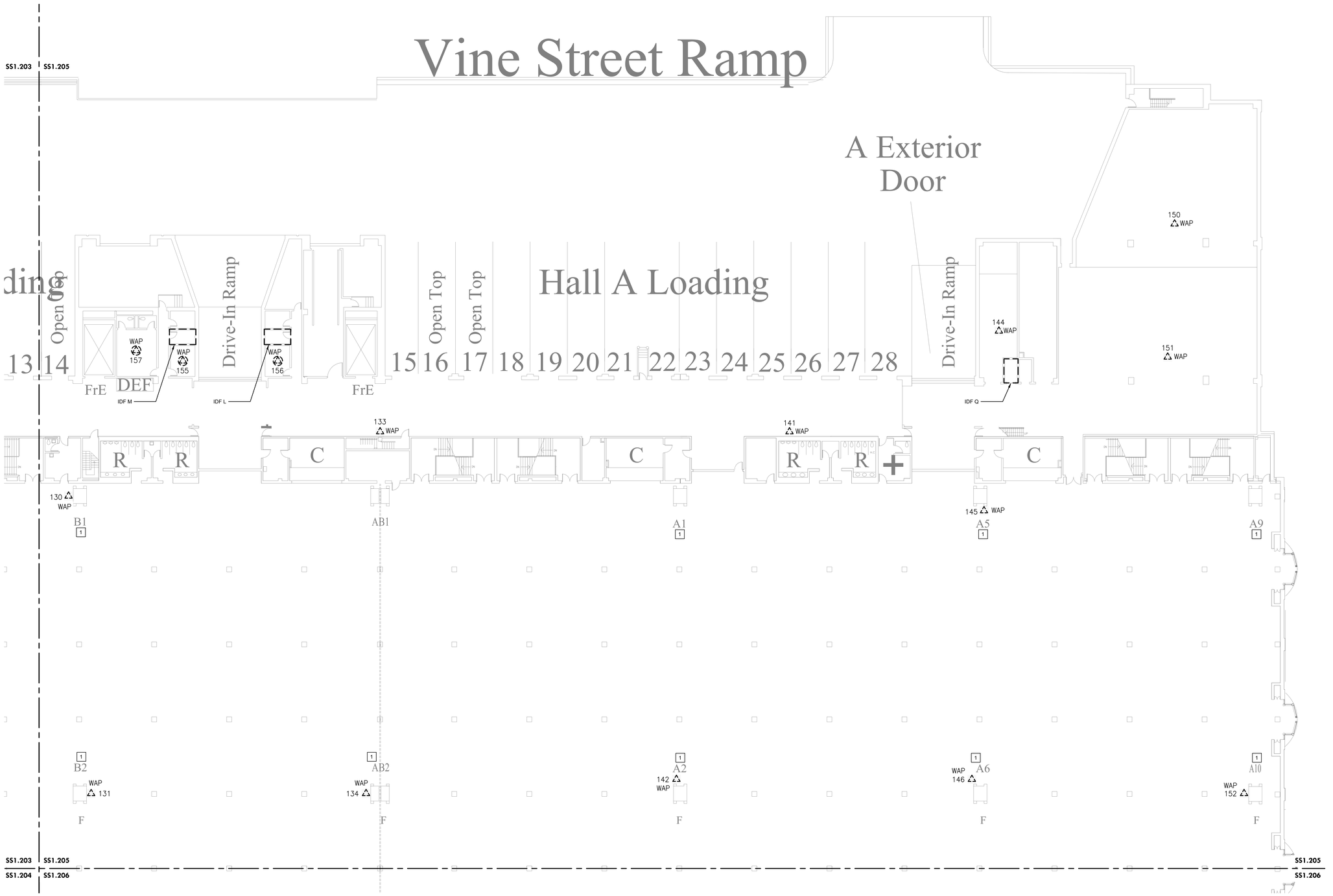


1 / SS1.205 LEVEL 2 - DEMOLITION WAP NE EXISTING EXHIBIT HALL
Scale: 1/16" = 1'-0"

## DEMOLITION NOTES:

1. CONTRACTOR TO DISCONNECT AND REMOVE ALL WAP, SET ASIDE AND PROVIDE TO OWNER. MAKE EXISTING CABLE READY FOR NEW WORK.
2. CONTRACTOR TO DETERMINE AND CONFIRM IF CABLING USED IS CAT6A. IF NOT, REPLACE CABLING WITH CAT6A AND HOMERUN CABLE TO TERMINATING PATCH PANEL.
3. CONTRACTOR TO REMOVE CAT6A CABLING FROM CAT6 PATCH PANEL AND TERMINATE IT ON A NEW 24-PORT CAT6A PATCH PANEL FOR WIFI CABLING ONLY.

## KEYED NOTES [X]:

1. NETWORK SWITCH IS LOCATED INSIDE COLUMN FOR AP IN THE RESPECTIVE EXHIBIT HALL.

MEP / FP Engineer
ARORA
ARORA ENGINEERS, INC.
1600 MARKET STREET, SUITE 1630
PHILADELPHIA, PA. 19103
215.372.1365

Architect

Civil Engineer

Structural Engineer

Pennsylvania Convention Center PHILADELPHIA

Key Plan

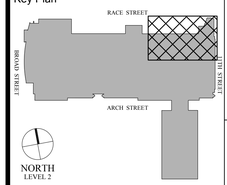


Seal

Revisions:

| NO. | DESCRIPTION | DATE |
|---|---|---|
| | | |
| | | |
| | | |
| | | |
| | | |
| | | |
| | | |
| | | |

**PCCA WiFi UPGRADES**

1101 ARCH STREET
PHILADELPHIA, PA 19107
**PENNSYLVANIA CONVENTION CENTER AUTHORITY (PCCA)**

# LEVEL 2 - DEMOLITION WAP NE EXISTING EXHIBIT HALL

| | |
|---|---|
| Project Number | 128620.001 |
| Date | 2021-09-30 |
| Drawn By | TB |
| Checked By | EH |

**SS1.205**

Scale AS NOTED

ISSUED FOR BID

J:\ACTIVE\128620.001 - PCCA - Facility-wide IT Wireless\DWGS\CAD_SS
10/7/2021 7:34:22 AM
THIS DRAWING IS FORMATTED TO BE PRINTED AT 30" X 42"

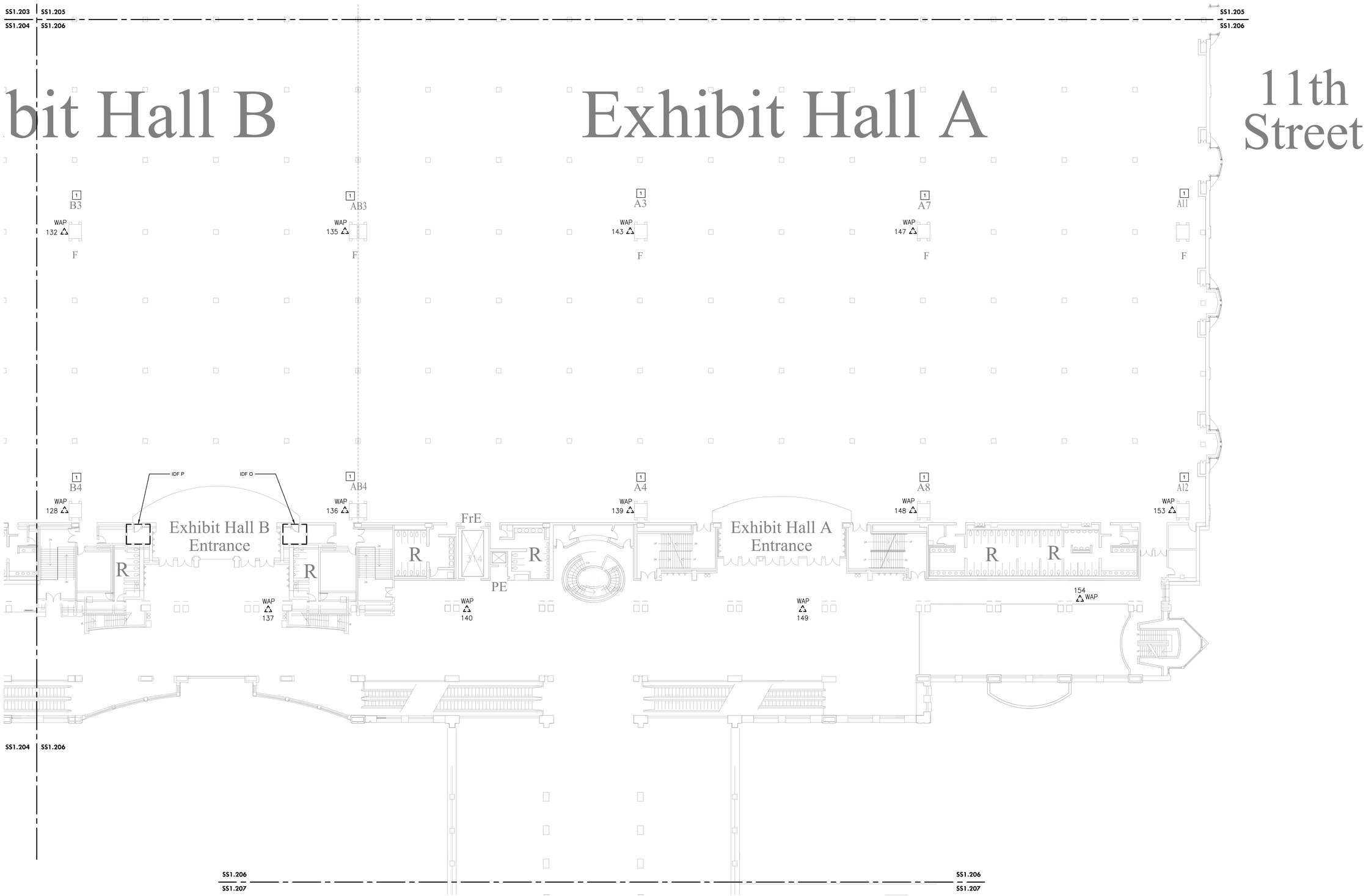


1 / SS1.206 LEVEL 2 - DEMOLITION WAP SE EXISTING EXHIBIT HALL
Scale: 1/16" = 1'-0"

## DEMOLITION NOTES:

1. CONTRACTOR TO DISCONNECT AND REMOVE ALL WAP. SET ASIDE AND PROVIDE TO OWNER. MAKE EXISTING CABLE READY FOR NEW WORK.
2. CONTRACTOR TO DETERMINE AND CONFIRM IF CABLING USED IS CAT6A. IF NOT, REPLACE CABLING WITH CAT6A AND HOMERUN CABLE TO TERMINATING PATCH PANEL.
3. CONTRACTOR TO REMOVE CAT6A CABLING FROM CAT6 PATCH PANEL AND TERMINATE IT ON A NEW 24-PORT CAT6A PATCH PANEL FOR WIFI CABLING ONLY.

## KEYED NOTES [X]:

1. NETWORK SWITCH IS LOCATED INSIDE COLUMN FOR AP IN THE RESPECTIVE EXHIBIT HALL.

MEP / FP Engineer
ARORA
ARORA ENGINEERS, INC.
1600 MARKET STREET, SUITE 1630
PHILADELPHIA, PA. 19103
215.372.1365

Architect

Civil Engineer

Structural Engineer

Pennsylvania Convention Center PHILADELPHIA

Key Plan

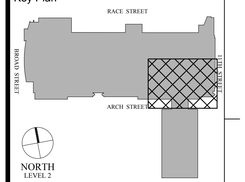


Seal

Revisions:

| NO. | DESCRIPTION | DATE |
|---|---|---|
| | | |
| | | |
| | | |
| | | |
| | | |
| | | |
| | | |
| | | |

**PCCA WiFi UPGRADES**

1101 ARCH STREET
PHILADELPHIA, PA 19107
**PENNSYLVANIA CONVENTION CENTER AUTHORITY (PCCA)**

**LEVEL 2 - DEMOLITION WAP SE EXISTING EXHIBIT HALL**

| | |
|---|---|
| Project Number | 128620.001 |
| Date | 2021-09-30 |
| Drawn By | TB |
| Checked By | EH |

**SS1.206**

Scale AS NOTED

ISSUED FOR BID

J:\ACTIVE\128620.001 - PCCA - Facility-wide IT Wireless\DWGS\CAD_SS

10/7/2021 7:34:30 AM

THIS DRAWING IS FORMATTED TO BE PRINTED AT 30" X 42"

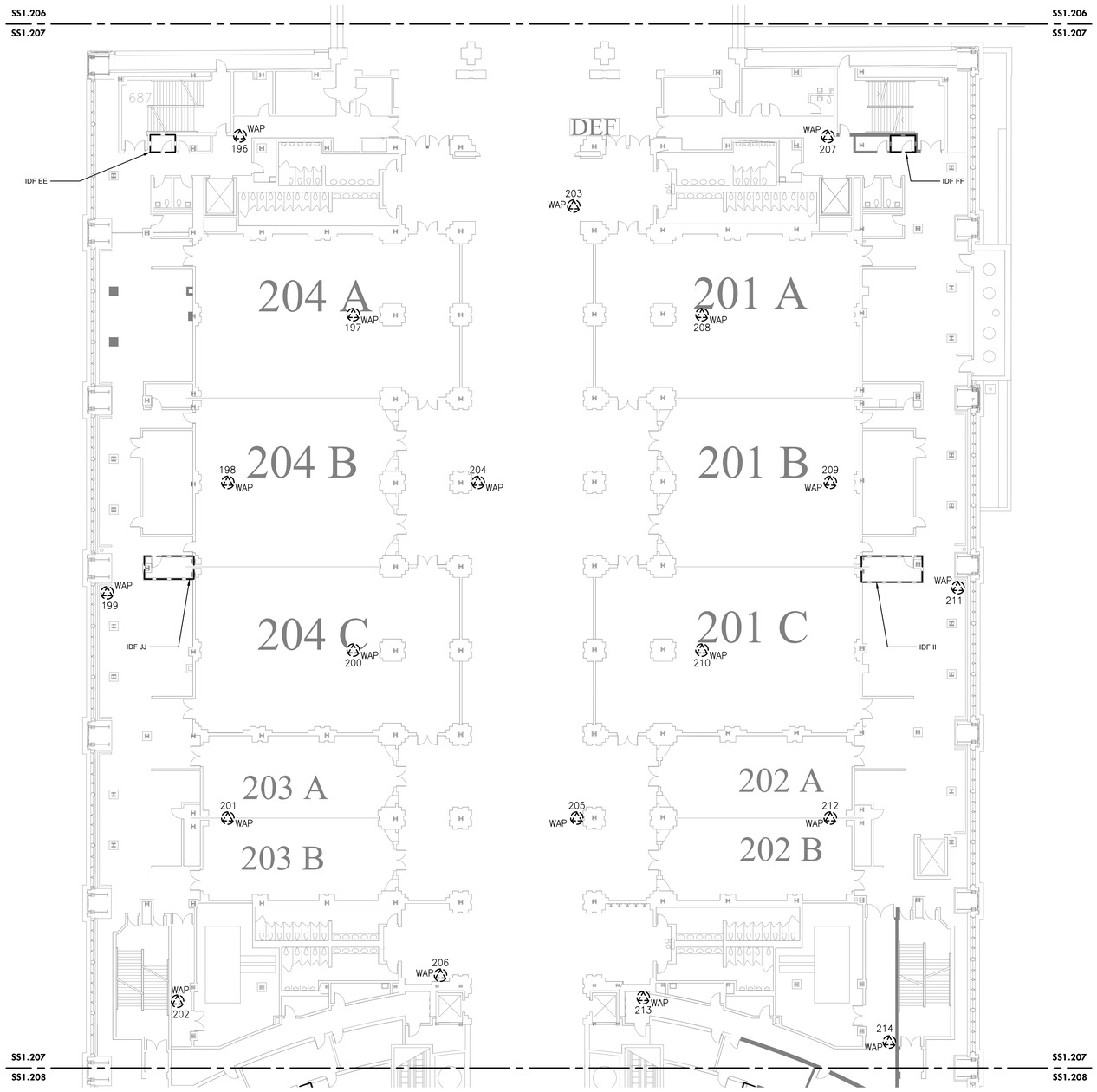


1 SS1.207 LEVEL 2 - DEMOLITION WAP CONFERENCE ROOMS
Scale: 1/16" = 1'-0"

## DEMOLITION NOTES:

1. CONTRACTOR TO DISCONNECT AND REMOVE ALL WAP, SET ASIDE AND PROVIDE TO OWNER. MAKE EXISTING CABLE READY FOR NEW WORK.
2. CONTRACTOR TO DETERMINE AND CONFIRM IF CABLING USED IS CAT6A. IF NOT, REPLACE CABLING WITH CAT6A AND HOMERUN CABLE TO TERMINATING PATCH PANEL.
3. CONTRACTOR TO REMOVE CAT6A CABLING FROM CAT6 PATCH PANEL AND TERMINATE IT ON A NEW 24-PORT CAT6A PATCH PANEL FOR WIFI CABLING ONLY.

MEP / FP Engineer
ARORA
ARORA ENGINEERS, INC.
1600 MARKET STREET, SUITE 1630
PHILADELPHIA, PA. 19103
215.372.1365

Architect

Civil Engineer

Structural Engineer

Pennsylvania Convention Center PHILADELPHIA

Key Plan

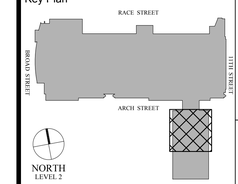


Seal

Revisions:

| NO. | DESCRIPTION | DATE |
|---|---|---|
| | | |
| | | |
| | | |
| | | |
| | | |
| | | |
| | | |
| | | |

**PCCA WiFi UPGRADES**

1101 ARCH STREET
PHILADELPHIA, PA 19107
**PENNSYLVANIA CONVENTION CENTER AUTHORITY (PCCA)**

**LEVEL 2 - DEMOLITION WAP CONFERENCE ROOMS**

| | |
|---|---|
| Project Number | 128620.001 |
| Date | 2021-09-30 |
| Drawn By | TB |
| Checked By | EH |

**SS1.207**

Scale AS NOTED

ISSUED FOR BID

J:\ACTIVE\128620.001 - PCCA - Facility-wide IT Wireless\DWGS\CAD_SS
10/7/2021 7:34:38 AM
THIS DRAWING IS FORMATTED TO BE PRINTED AT 30" X 42"

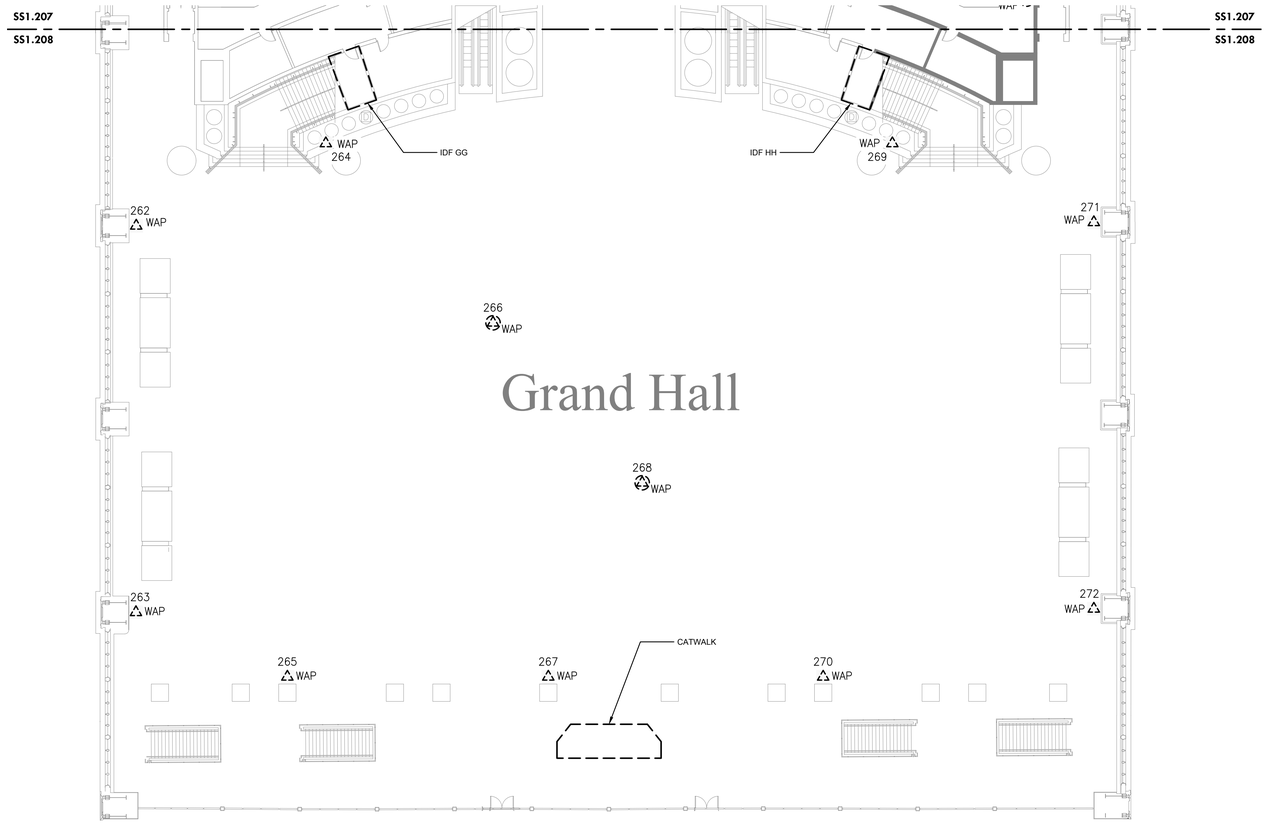


1 / SS1.208 LEVEL 2 - DEMOLITION WAP GRAND HALL
Scale: 1/16" = 1'-0"

## DEMOLITION NOTES:

1. CONTRACTOR TO DISCONNECT AND REMOVE ALL WAP, SET ASIDE AND PROVIDE TO OWNER. MAKE EXISTING CABLE READY FOR NEW WORK.
2. CONTRACTOR TO DETERMINE AND CONFIRM IF CABLING USED IS CAT6A. IF NOT, REPLACE CABLING WITH CAT6A AND HOMERUN CABLE TO TERMINATING PATCH PANEL.
3. CONTRACTOR TO REMOVE CAT6A CABLING FROM CAT6 PATCH PANEL AND TERMINATE IT ON A NEW 24-PORT CAT6A PATCH PANEL FOR WIFI CABLING ONLY.


MEP / FP Engineer
ARORA
ARORA ENGINEERS, INC.
1600 MARKET STREET, SUITE 1630
PHILADELPHIA, PA. 19103
215.372.1365

Architect

Civil Engineer

Structural Engineer


Pennsylvania Convention Center PHILADELPHIA

Key Plan

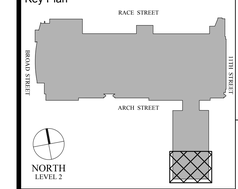


Seal

Revisions:

| NO. | DESCRIPTION | DATE |
|---|---|---|
| | | |
| | | |
| | | |
| | | |
| | | |
| | | |
| | | |
| | | |

**PCCA WiFi UPGRADES**

1101 ARCH STREET
PHILADELPHIA, PA 19107
**PENNSYLVANIA CONVENTION CENTER AUTHORITY (PCCA)**

**LEVEL 2 - DEMOLITION WAP GRAND HALL**

| | |
|---|---|
| Project Number | 128620.001 |
| Date | 2021-09-30 |
| Drawn By | TB |
| Checked By | EH |

**SS1.208**

Scale AS NOTED

THIS DRAWING IS FORMATTED TO BE PRINTED AT 30" X 42"

J:\ACTIVE\128620.001 - PCCA - Facility-wide IT Wireless\DWGS\CAD_SS

10/7/2021 7:34:45 AM

ISSUED FOR BID

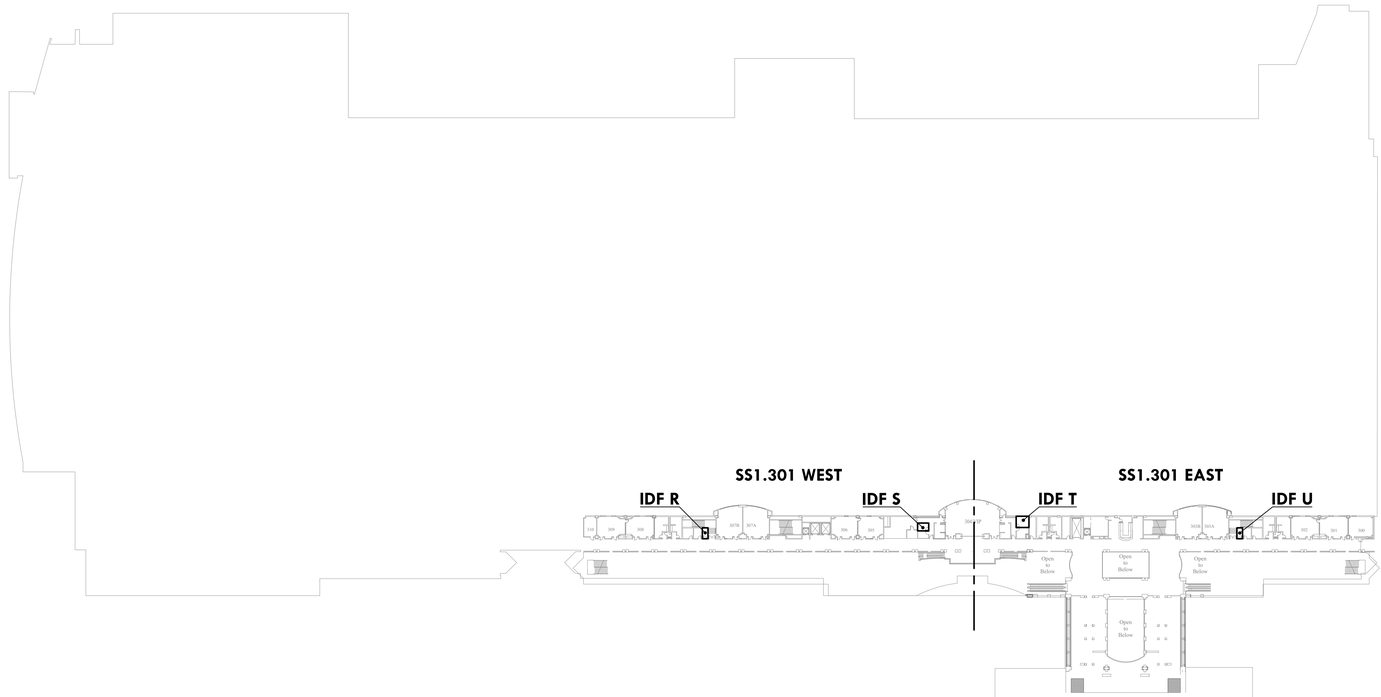


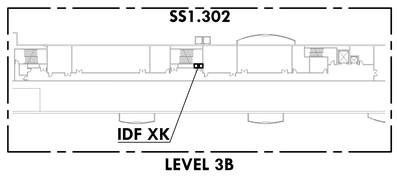


1 SS1.300 LEVEL 3 OVERALL KEY PLAN
Scale: 1/64" = 1'-0"

J:\ACTIVE\128620.001 - PCCA - Facility-wide IT Wireless\DWGS\CAD_SS

10/7/2021 7:34:50 AM

MEP / FP Engineer

ARORA

**ARORA ENGINEERS, INC.**
1600 MARKET STREET, SUITE 1630
PHILADELPHIA, PA. 19103
215.372.1365

Architect

Civil Engineer

Structural Engineer

Pennsylvania Convention Center
PHILADELPHIA

Key Plan

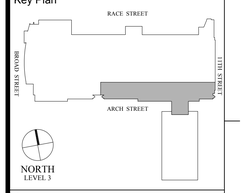


Seal

Revisions:

| NO. | DESCRIPTION | DATE |
|---|---|---|
| | | |
| | | |
| | | |
| | | |
| | | |
| | | |
| | | |
| | | |

**PCCA WiFi UPGRADES**

1101 ARCH STREET
PHILADELPHIA, PA 19107
**PENNSYLVANIA CONVENTION CENTER AUTHORITY (PCCA)**

# LEVEL 3 OVERALL KEY PLAN

| | |
|---|---|
| Project Number | 128620.001 |
| Date | 2021-09-30 |
| Drawn By | TB |
| Checked By | EH |

**SS1.300**

| | |
|---|---|
| Scale | AS NOTED |

THIS DRAWING IS FORMATTED TO BE PRINTED AT 30" X 42"

ISSUED FOR BID

1 SS1.301 LEVEL 3A - DEMOLITION WAP PLAN - WEST

Scale: 1/16" = 1'-0"

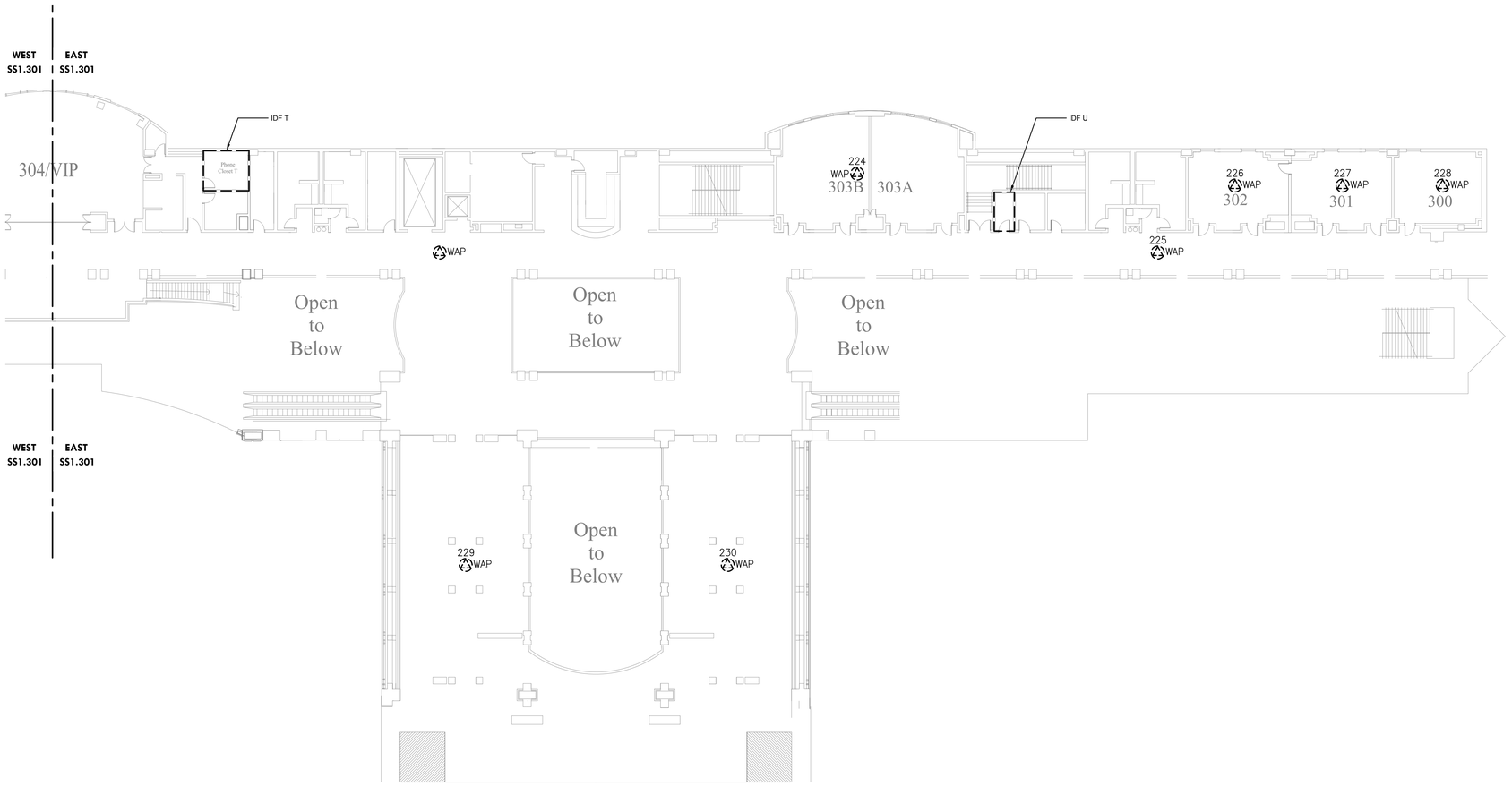


2 SS1.301 LEVEL 3A - DEMOLITION WAP PLAN - EAST

Scale: 1/16" = 1'-0"

## DEMOLITION NOTES:

1. CONTRACTOR TO DISCONNECT AND REMOVE ALL WAP, SET ASIDE AND PROVIDE TO OWNER. MAKE EXISTING CABLE READY FOR NEW WORK.
2. CONTRACTOR TO DETERMINE AND CONFIRM IF CABLING USED IS CAT6A. IF NOT, REPLACE CABLING WITH CAT6A AND HOMERUN CABLE TO TERMINATING PATCH PANEL.
3. CONTRACTOR TO REMOVE CAT6A CABLING FROM CAT6 PATCH PANEL AND TERMINATE IT ON A NEW 24-PORT CAT6A PATCH PANEL FOR WIFI CABLING ONLY.

MEP / FP Engineer

ARORA

**ARORA ENGINEERS, INC.**
1600 MARKET STREET, SUITE 1630
PHILADELPHIA, PA. 19103
215.372.1365

Architect

Civil Engineer

Structural Engineer

Pennsylvania Convention Center PHILADELPHIA

Key Plan

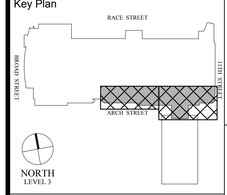


Seal

Revisions:

| NO. | DESCRIPTION | DATE |
|---|---|---|
| | | |
| | | |
| | | |
| | | |
| | | |
| | | |
| | | |
| | | |
| | | |

**PCCA WiFi UPGRADES**

1101 ARCH STREET
PHILADELPHIA, PA 19107
**PENNSYLVANIA CONVENTION CENTER AUTHORITY (PCCA)**

**LEVEL 3A - DEMOLITION WAP PLAN**

| | |
|---|---|
| Project Number | 128620.001 |
| Date | 2021-09-30 |
| Drawn By | TB |
| Checked By | EH |

**SS1.301**

| | |
|---|---|
| Scale | AS NOTED |

**ISSUED FOR BID**

J:\ACTIVE\128620.001 - PCCA - Facility-wide IT Wireless\DWGS\CAD_SS

10/7/2021 7:34:55 AM

THIS DRAWING IS FORMATTED TO BE PRINTED AT 30" X 42"

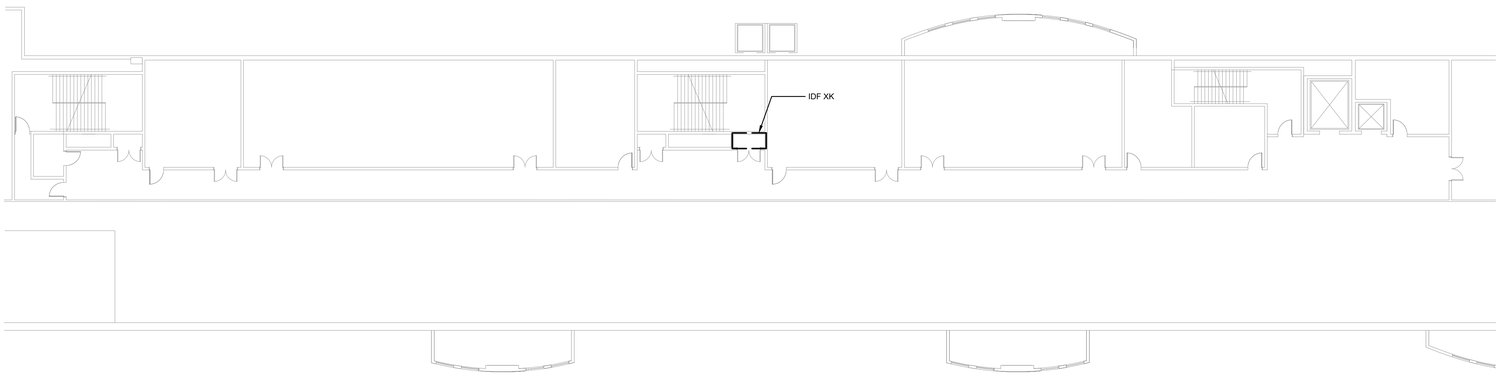


1 SS1.302 LEVEL 3B - DEMOLITION WAP PLAN
Scale: 1/16" = 1'-0"

## DEMOLITION NOTES:

1. CONTRACTOR TO DISCONNECT AND REMOVE ALL WAP, SET ASIDE AND PROVIDE TO OWNER. MAKE EXISTING CABLE READY FOR NEW WORK.
2. CONTRACTOR TO DETERMINE AND CONFIRM IF CABLING USED IS CAT6A. IF NOT, REPLACE CABLING WITH CAT6A AND HOMERUN CABLE TO TERMINATING PATCH PANEL.
3. CONTRACTOR TO REMOVE CAT6A CABLING FROM CAT6 PATCH PANEL AND TERMINATE IT ON A NEW 24-PORT CAT6A PATCH PANEL FOR WIFI CABLING ONLY.

MEP / FP Engineer
ARORA
**ARORA ENGINEERS, INC.**
1600 MARKET STREET, SUITE 1630
PHILADELPHIA, PA. 19103
215.372.1365

Architect

Civil Engineer

Structural Engineer

Pennsylvania Convention Center PHILADELPHIA

Key Plan

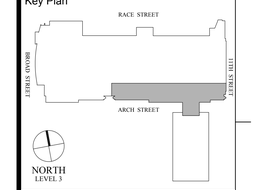


Seal

Revisions:

| NO. | DESCRIPTION | DATE |
|---|---|---|
| | | |
| | | |
| | | |
| | | |
| | | |
| | | |
| | | |
| | | |
| | | |

**PCCA WiFi UPGRADES**

1101 ARCH STREET
PHILADELPHIA, PA 19107
**PENNSYLVANIA CONVENTION CENTER AUTHORITY (PCCA)**

**LEVEL 3B - DEMOLITION WAP PLAN**

| | |
|---|---|
| Project Number | 128620.001 |
| Date | 2021-09-30 |
| Drawn By | TB |
| Checked By | EH |

**SS1.302**

Scale AS NOTED

THIS DRAWING IS FORMATTED TO BE PRINTED AT 30" X 42"

J:\ACTIVE\128620.001 - PCCA - Facility-wide IT Wireless\DWGS\CAD_SS

10/7/2021 7:34:59 AM

**ISSUED FOR BID**

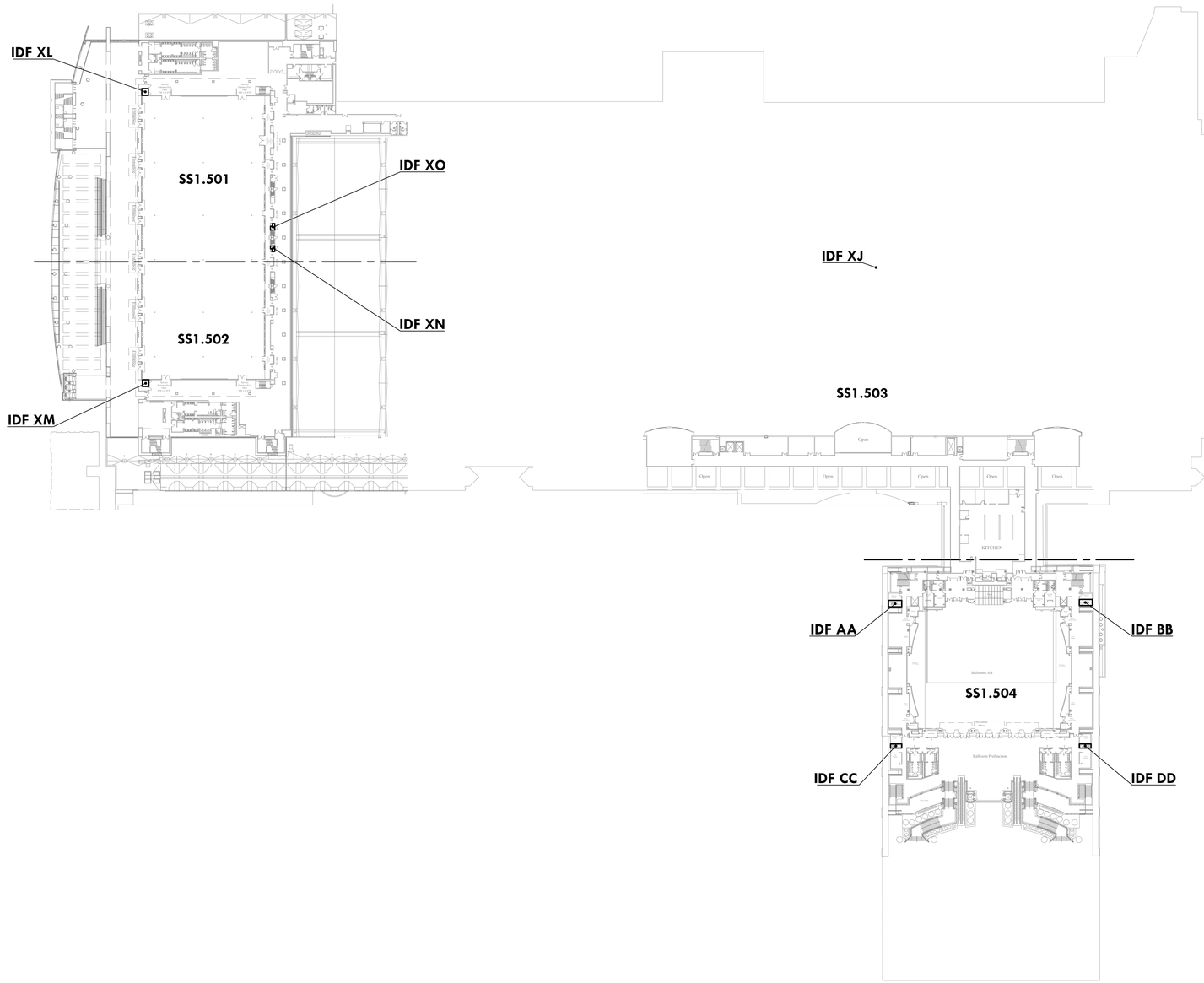


1 SS1.500 LEVEL 5 OVERALL KEY PLAN
Scale: 1/64" = 1'-0"

MEP / FP Engineer

ARORA

**ARORA ENGINEERS, INC.**
1600 MARKET STREET, SUITE 1630
PHILADELPHIA, PA. 19103
215.372.1365

Architect

Civil Engineer

Structural Engineer

Pennsylvania Convention Center PHILADELPHIA

Key Plan

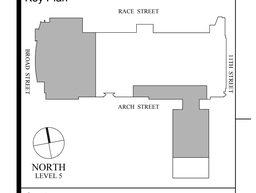


Seal

REGISTERED PROFESSIONAL JOSH T. SHEEN ENGINEER No. 091081 COMMONWEALTH OF PENNSYLVANIA

Revisions:

| NO. | DESCRIPTION | DATE |
|---|---|---|
| | | |
| | | |
| | | |
| | | |
| | | |
| | | |
| | | |
| | | |

**PCCA WiFi UPGRADES**

1101 ARCH STREET
PHILADELPHIA, PA 19107
**PENNSYLVANIA CONVENTION CENTER AUTHORITY (PCCA)**

**LEVEL 5 OVERALL KEY PLAN**

| | |
|---|---|
| Project Number | 128620.001 |
| Date | 2021-09-30 |
| Drawn By | TB |
| Checked By | EH |

**SS1.500**

| | |
|---|---|
| Scale | AS NOTED |

THIS DRAWING IS FORMATTED TO BE PRINTED AT 30" X 42"

10/7/2021 7:35:05 AM J:\ACTIVE\128620.001 - PCCA - Facility-wide IT Wireless\DWGS\CAD_SS

**ISSUED FOR BID**

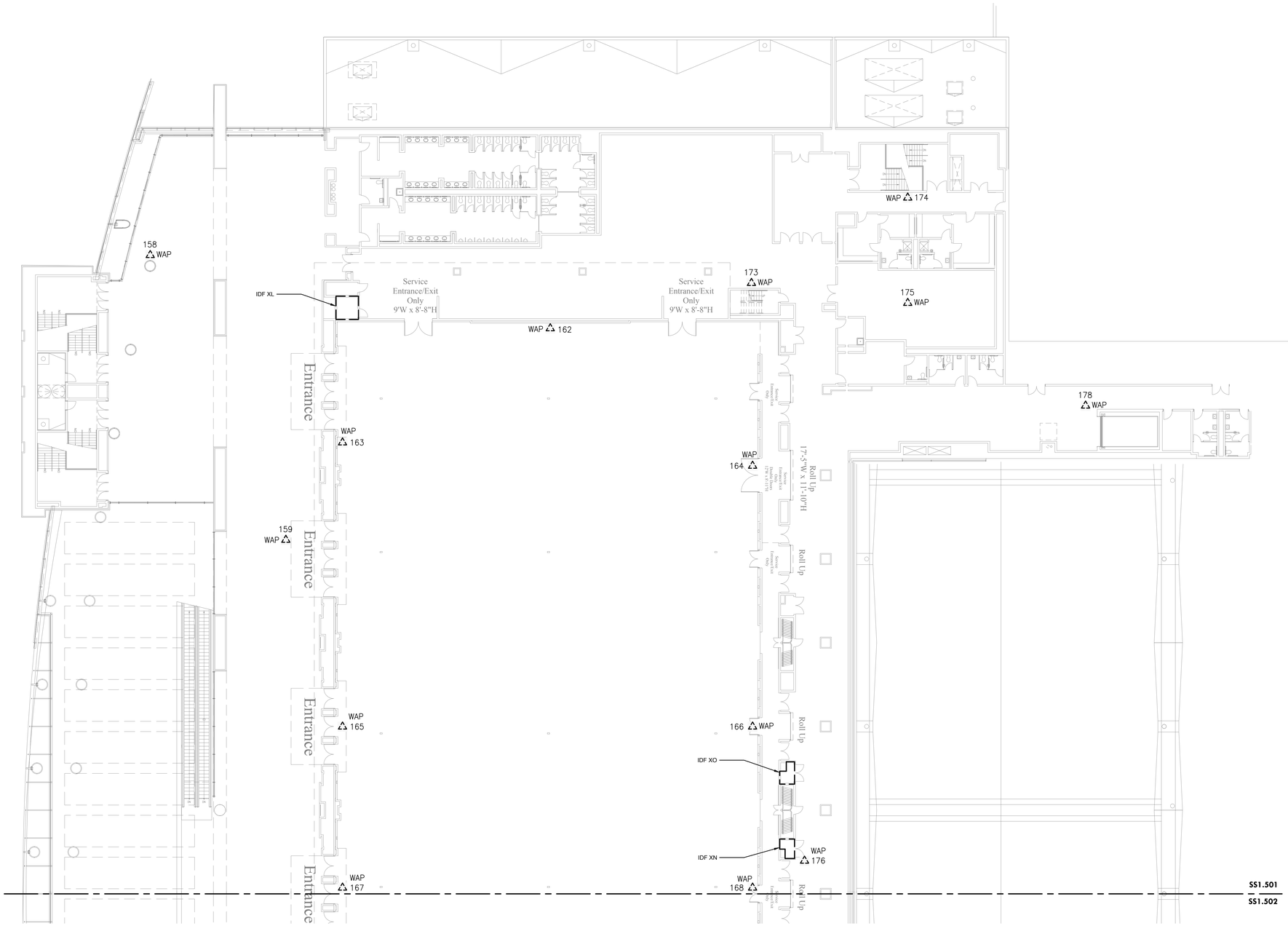


1 SS1.501 LEVEL 5 - DEMOLITION WAP PLAN NW
Scale: 1/16" = 1'-0"

## DEMOLITION NOTES:

1. CONTRACTOR TO DISCONNECT AND REMOVE ALL WAP, SET ASIDE AND PROVIDE TO OWNER. MAKE EXISTING CABLE READY FOR NEW WORK.
2. CONTRACTOR TO DETERMINE AND CONFIRM IF CABLING USED IS CAT6A. IF NOT, REPLACE CABLING WITH CAT6A AND HOMERUN CABLE TO TERMINATING PATCH PANEL.
3. CONTRACTOR TO REMOVE CAT6A CABLING FROM CAT6 PATCH PANEL AND TERMINATE IT ON A NEW 24-PORT CAT6A PATCH PANEL FOR WIFI CABLING ONLY.

MEP / FP Engineer
ARORA
**ARORA ENGINEERS, INC.**
1600 MARKET STREET, SUITE 1630
PHILADELPHIA, PA. 19103
215.372.1365

Architect

Civil Engineer

Structural Engineer

Pennsylvania Convention Center PHILADELPHIA

Key Plan

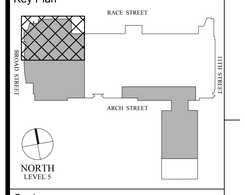


Seal

Revisions:

| NO. | DESCRIPTION | DATE |
|---|---|---|
| | | |
| | | |
| | | |
| | | |
| | | |
| | | |
| | | |
| | | |

**PCCA WiFi UPGRADES**

1101 ARCH STREET
PHILADELPHIA, PA 19107
**PENNSYLVANIA CONVENTION CENTER AUTHORITY (PCCA)**

# LEVEL 5 - DEMOLITION WAP PLAN NW

| | |
|---|---|
| Project Number | 128620.001 |
| Date | 2021-09-30 |
| Drawn By | TB |
| Checked By | EH |
| **SS1.501** | |
| Scale | AS NOTED |

ISSUED FOR BID

J:\ACTIVE\128620.001 - PCCA - Facility-wide IT Wireless\DWGS\CAD_SS
10/7/2021 7:35:09 AM
THIS DRAWING IS FORMATTED TO BE PRINTED AT 30" X 42"

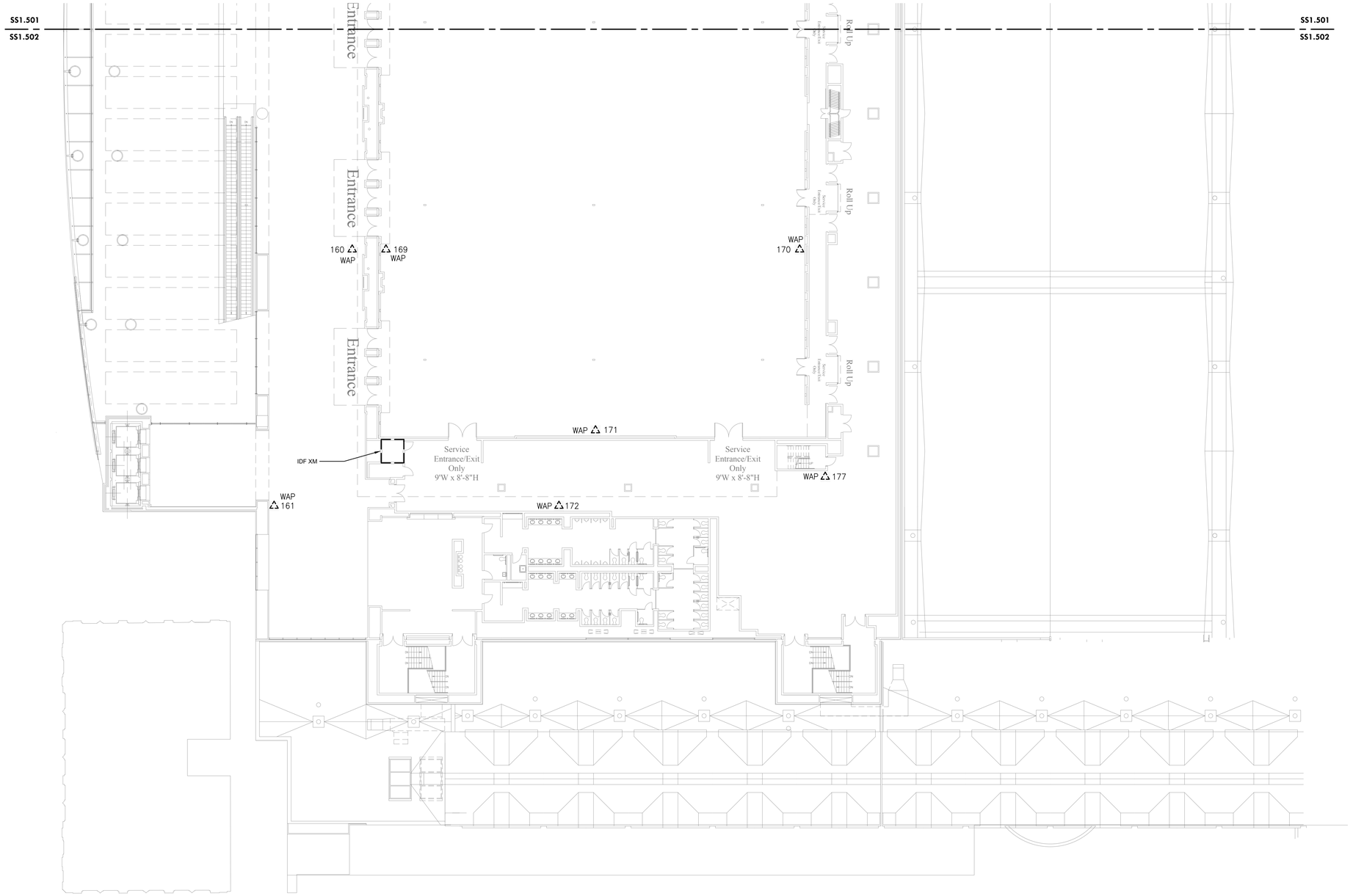


1 SS1.502 LEVEL 5 - DEMOLITION WAP PLAN SW
Scale: 1/16" = 1'-0"

## DEMOLITION NOTES:

1. CONTRACTOR TO DISCONNECT AND REMOVE ALL WAP. SET ASIDE AND PROVIDE TO OWNER. MAKE EXISTING CABLE READY FOR NEW WORK.
2. CONTRACTOR TO DETERMINE AND CONFIRM IF CABLING USED IS CAT6A. IF NOT, REPLACE CABLING WITH CAT6A AND HOMERUN CABLE TO TERMINATING PATCH PANEL.
3. CONTRACTOR TO REMOVE CAT6A CABLING FROM CAT6 PATCH PANEL AND TERMINATE IT ON A NEW 24-PORT CAT6A PATCH PANEL FOR WIFI CABLING ONLY.

MEP / FP Engineer
ARORA
ARORA ENGINEERS, INC.
1600 MARKET STREET, SUITE 1630
PHILADELPHIA, PA. 19103
215.372.1365

Architect

Civil Engineer

Structural Engineer

Pennsylvania Convention Center PHILADELPHIA

Key Plan

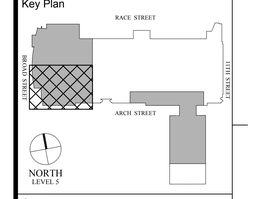


Seal

Revisions:

| NO. | DESCRIPTION | DATE |
|---|---|---|
| | | |
| | | |
| | | |
| | | |
| | | |
| | | |
| | | |
| | | |

**PCCA WiFi UPGRADES**

1101 ARCH STREET
PHILADELPHIA, PA 19107
**PENNSYLVANIA CONVENTION CENTER AUTHORITY (PCCA)**

**LEVEL 5 - DEMOLITION WAP PLAN SW**

| | |
|---|---|
| Project Number | 128620.001 |
| Date | 2021-09-30 |
| Drawn By | TB |
| Checked By | EH |

**SS1.502**

| | |
|---|---|
| Scale | AS NOTED |

ISSUED FOR BID

10/7/2021 7:35:14 AM J:\ACTIVE\128620.001 - PCCA - Facility-wide IT Wireless\DWGS\CAD_SS
THIS DRAWING IS FORMATTED TO BE PRINTED AT 30" X 42"

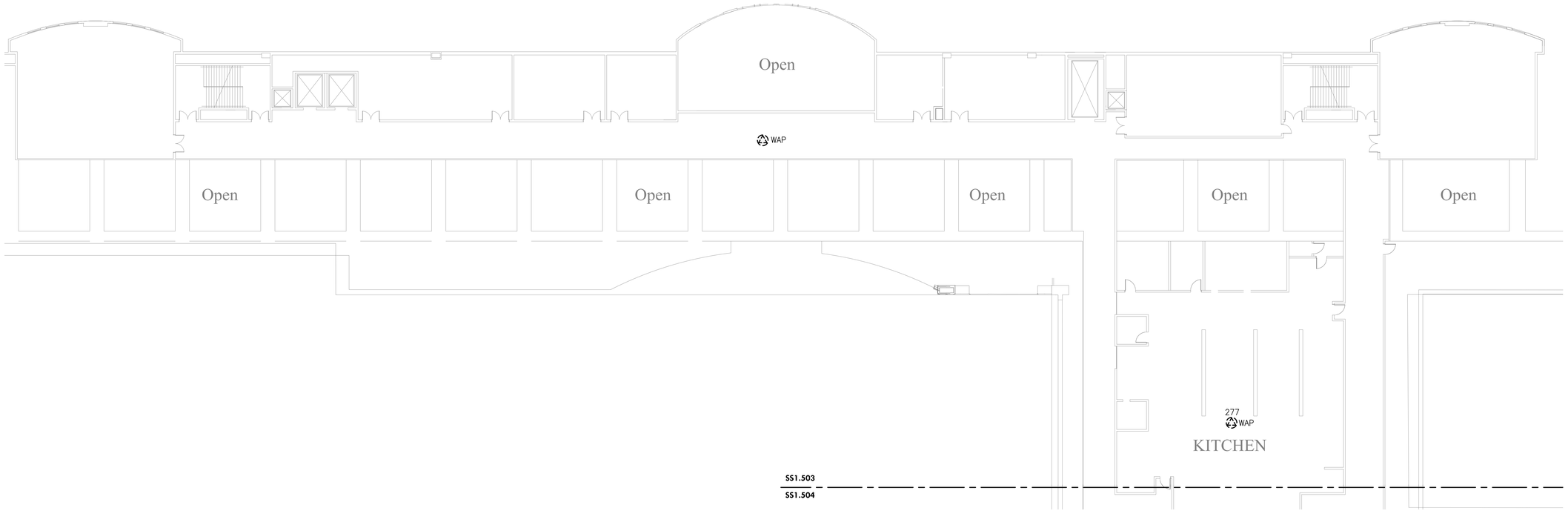


1 / SS1.503 LEVEL 5 - DEMOLITION WAP PLAN BALLROOM 'W' S.E

Scale: 1/16" = 1'-0"

## DEMOLITION NOTES:

1. CONTRACTOR TO DISCONNECT AND REMOVE ALL WAP, SET ASIDE AND PROVIDE TO OWNER. MAKE EXISTING CABLE READY FOR NEW WORK.
2. CONTRACTOR TO DETERMINE AND CONFIRM IF CABLING USED IS CAT6A. IF NOT, REPLACE CABLING WITH CAT6A AND HOMERUN CABLE TO TERMINATING PATCH PANEL.
3. CONTRACTOR TO REMOVE CAT6A CABLING FROM CAT6 PATCH PANEL AND TERMINATE IT ON A NEW 24-PORT CAT6A PATCH PANEL FOR WIFI CABLING ONLY.

MEP / FP Engineer

ARORA

**ARORA ENGINEERS, INC.**
1600 MARKET STREET, SUITE 1630
PHILADELPHIA, PA. 19103
215.372.1365

Architect

Civil Engineer

Structural Engineer

Pennsylvania Convention Center PHILADELPHIA

Key Plan

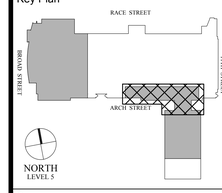


Seal

Revisions:

| NO. | DESCRIPTION | DATE |
|---|---|---|
| | | |
| | | |
| | | |
| | | |
| | | |
| | | |
| | | |
| | | |

**PCCA WiFi UPGRADES**

1101 ARCH STREET
PHILADELPHIA, PA 19107
**PENNSYLVANIA CONVENTION CENTER AUTHORITY (PCCA)**

**LEVEL 5 - DEMOLITION WAP PLAN BALLROOM 'W' S.E**

| | |
|---|---|
| Project Number | 128620.001 |
| Date | 2021-09-30 |
| Drawn By | TB |
| Checked By | EH |

**SS1.503**

Scale AS NOTED

THIS DRAWING IS FORMATTED TO BE PRINTED AT 30" X 42"

**ISSUED FOR BID**

10/7/2021 7:35:18 AM J:\ACTIVE\128620.001 - PCCA - Facility-wide IT Wireless\DWGS\CAD_SS

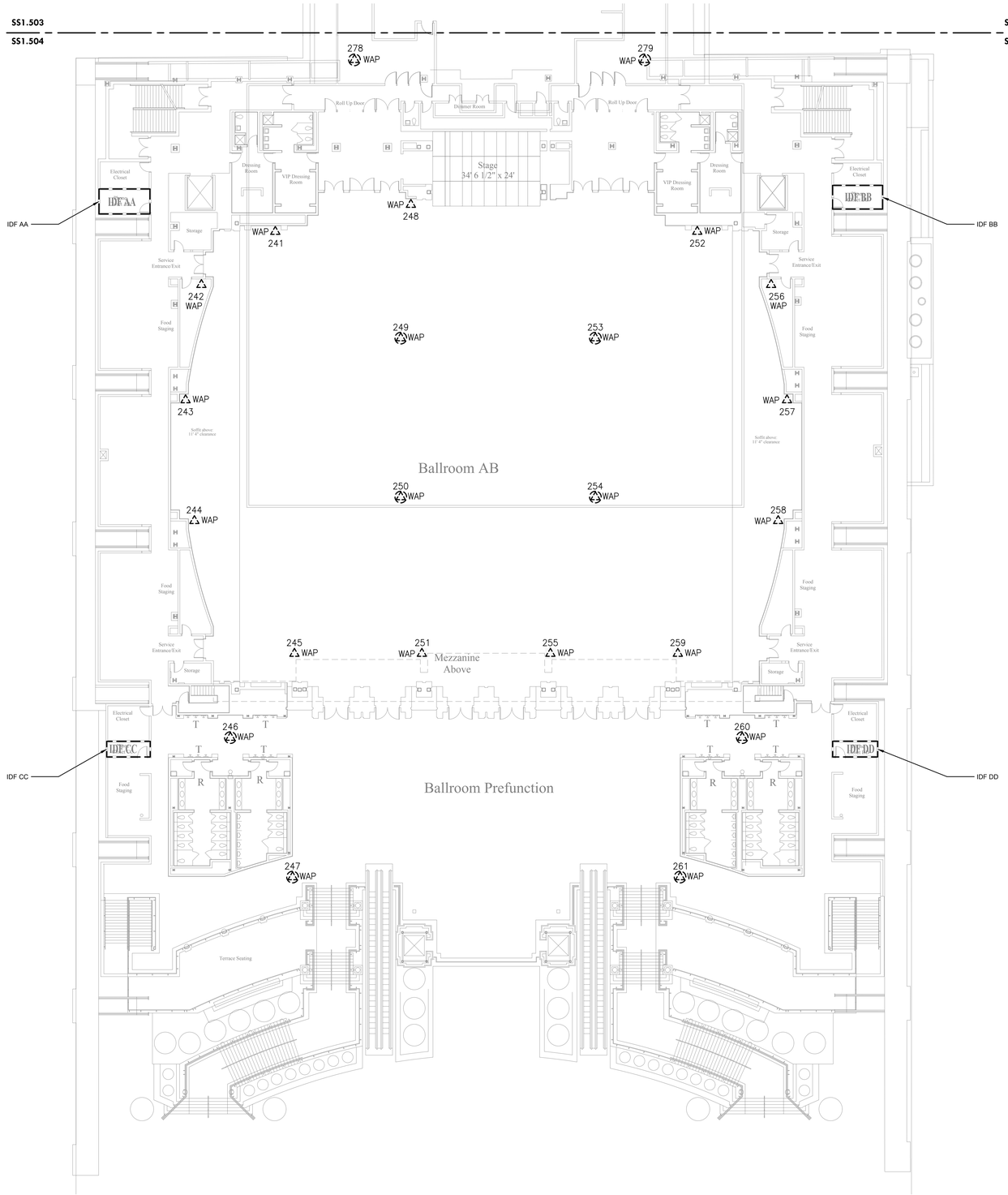


1 / SS1.504 LEVEL 5 - DEMOLITION WAP PLAN BALLROOM 'E' S.W

Scale: 1/16" = 1'-0"

## DEMOLITION NOTES:

1. CONTRACTOR TO DISCONNECT AND REMOVE ALL WAP, SET ASIDE AND PROVIDE TO OWNER. MAKE EXISTING CABLE READY FOR NEW WORK.
2. CONTRACTOR TO DETERMINE AND CONFIRM IF CABLING USED IS CAT6A. IF NOT, REPLACE CABLING WITH CAT6A AND HOMERUN CABLE TO TERMINATING PATCH PANEL.
3. CONTRACTOR TO REMOVE CAT6A CABLING FROM CAT6 PATCH PANEL AND TERMINATE IT ON A NEW 24-PORT CAT6A PATCH PANEL FOR WIFI CABLING ONLY.

MEP / FP Engineer
ARORA
ARORA ENGINEERS, INC.
1600 MARKET STREET, SUITE 1630
PHILADELPHIA, PA. 19103
215.372.1365

Architect

Civil Engineer

Structural Engineer

Pennsylvania Convention Center PHILADELPHIA

Key Plan

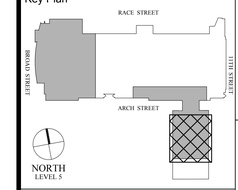


Seal

Revisions:

| NO. | DESCRIPTION | DATE |
|---|---|---|
| | | |
| | | |
| | | |
| | | |
| | | |
| | | |
| | | |
| | | |

**PCCA WiFi UPGRADES**

1101 ARCH STREET
PHILADELPHIA, PA 19107
**PENNSYLVANIA CONVENTION CENTER AUTHORITY (PCCA)**

**LEVEL 5 - DEMOLITION WAP PLAN BALLROOM 'E' S.W**

| | |
|---|---|
| Project Number | 128620.001 |
| Date | 2021-09-30 |
| Drawn By | TB |
| Checked By | EH |

**SS1.504**

| | |
|---|---|
| Scale | AS NOTED |

THIS DRAWING IS FORMATTED TO BE PRINTED AT 30" X 42"

J:\ACTIVE\128620.001 - PCCA - Facility-wide IT Wireless\DWGS\CAD_SS

10/7/2021 7:35:23 AM

ISSUED FOR BID

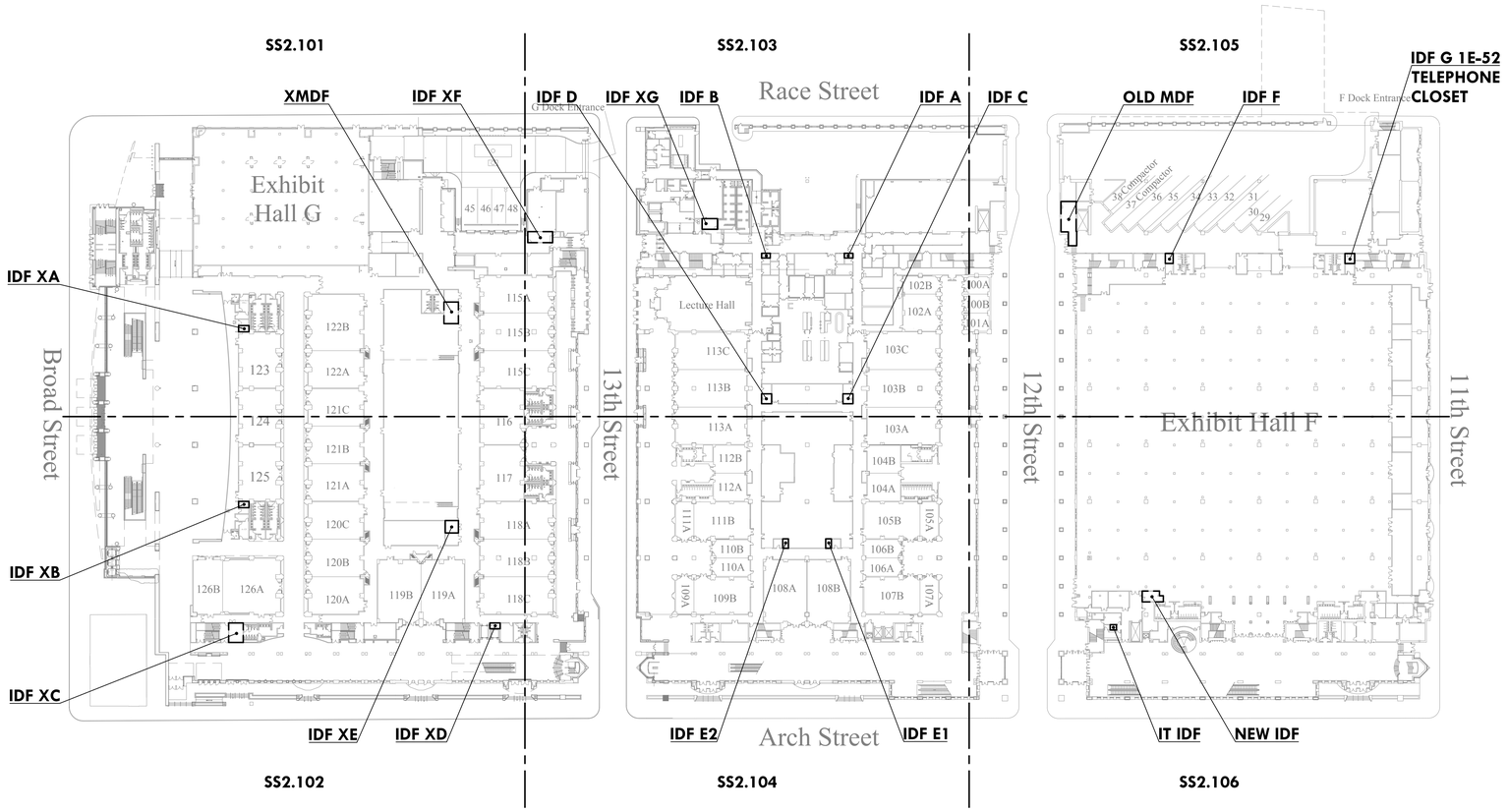


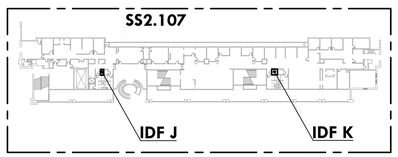


LEVEL 1 - ADMIN OFFICES

1 SS2.100 LEVEL 1 OVERALL KEY PLAN
Scale: 1/64" = 1'-0"

MEP / FP Engineer
ARORA
ARORA ENGINEERS, INC.
1600 MARKET STREET, SUITE 1630
PHILADELPHIA, PA. 19103
215.372.1365

Architect

Civil Engineer

Structural Engineer

Pennsylvania Convention Center PHILADELPHIA

Key Plan

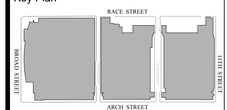


Seal

REGISTERED PROFESSIONAL JOHN T. GHERON ENGINEER No. 091081

Revisions:

| NO. | DESCRIPTION | DATE |
|---|---|---|
| | | |
| | | |
| | | |
| | | |
| | | |
| | | |
| | | |
| | | |

**PCCA WiFi UPGRADES**

1101 ARCH STREET
PHILADELPHIA, PA 19107
**PENNSYLVANIA CONVENTION CENTER AUTHORITY (PCCA)**

**LEVEL 1 OVERALL KEY PLAN**

| | |
|---|---|
| Project Number | 128620.001 |
| Date | 2021-09-30 |
| Drawn By | TB |
| Checked By | EH |

**SS2.100**

Scale AS NOTED

**ISSUED FOR BID**

J:\ACTIVE\128620.001 - PCCA - Facility-wide IT Wireless\DWGS\CAD_SS
10/7/2021 7:35:28 AM
THIS DRAWING IS FORMATTED TO BE PRINTED AT 30" X 42"

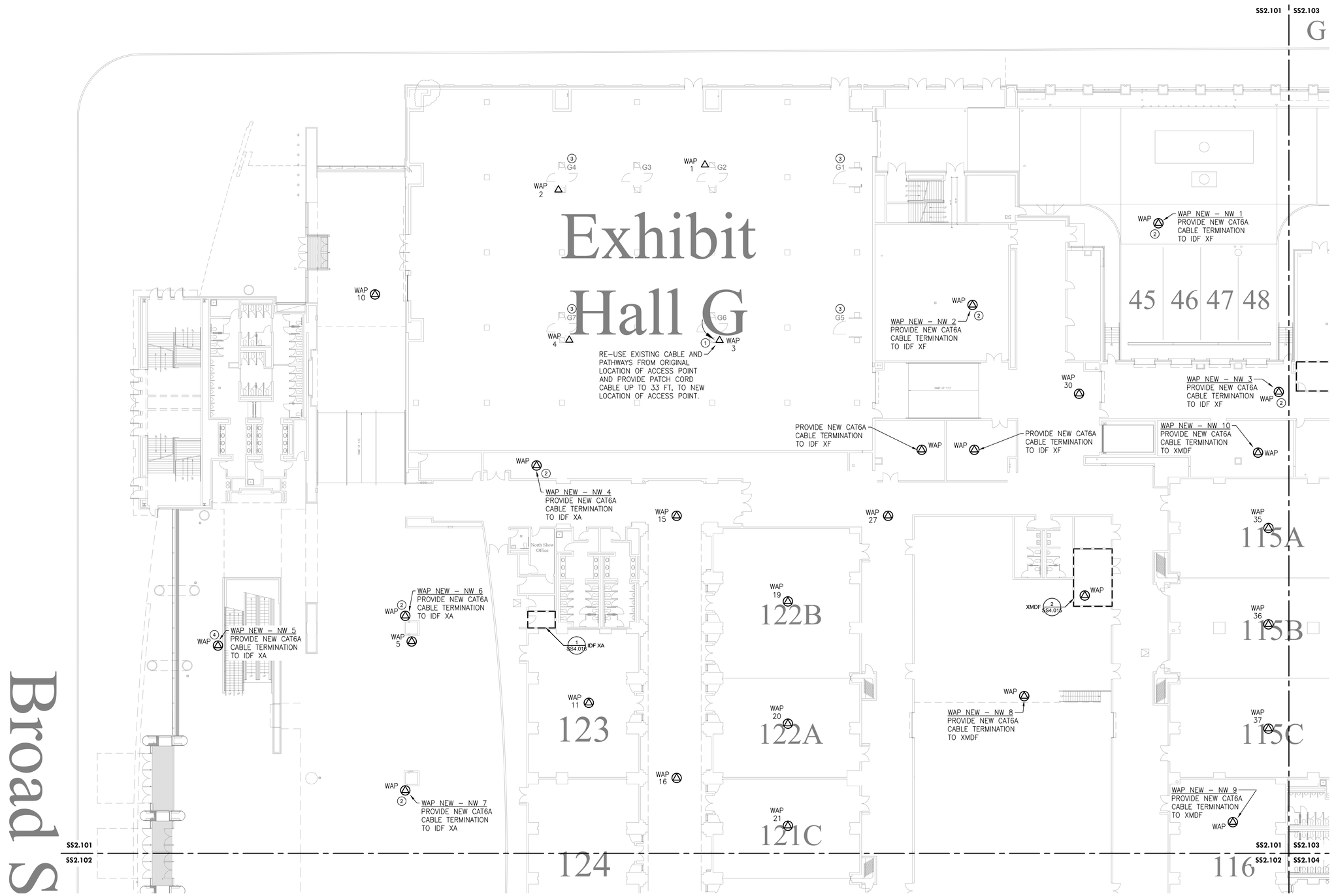


1 / SS2.101 LEVEL 1 - NEW WAP PLAN NW

Scale: 1/16" = 1'-0"

| WIRELESS ACCESS POINT QUANTITIES | | | |
|---|---|---|---|
| DESCRIPTION | EXISTING DEVICES TOTAL QTY | NEW DEVICES TOTAL QTY | NET CHANGE TOTAL QTY |
| ACCESS POINT | 18 | 30 | 12 |
| TOTAL | 18 | 30 | 12 |

## GENERAL NOTES:

1. PROVIDE NEW ACCESS POINTS WIFI 6 OR BETTER. ACCESS POINTS TO REUSE MOUNTING BRACKETS OR OTHERWISE AS INDICATED WHEN DEVICE IS WALL-MOUNTED OR CEILING MOUNTED AS PROVIDED IN THE INSTALLATION DETAILS.

## KEYED NOTES ⓧ:

1. RELOCATE ACCESS POINT TO OTHER SIDE OF COLUMN TO PROVIDE COVERAGE.
2. PROVIDE ADDITIONAL ACCESS POINT TO PROVIDE COVERAGE.
3. NETWORK SWITCH IS LOCATED INSIDE COLUMN FOR AP IN THE RESPECTIVE EXHIBIT HALL.
4. CONTRACTOR TO PROVIDE NEW WAP, AND CAT6A CABLING TO NEAREST IDF. SEE INSTALLATION DETAILS, TYPE 2 FOR WAP LOCATION IN THIS AREA.


MEP / FP Engineer

ARORA

**ARORA ENGINEERS, INC.**
1600 MARKET STREET, SUITE 1630
PHILADELPHIA, PA. 19103
215.372.1365

Architect

Civil Engineer

Structural Engineer


Pennsylvania Convention Center PHILADELPHIA

Key Plan

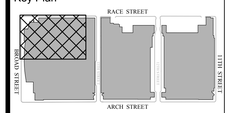


Seal

REGISTERED PROFESSIONAL JOHN T. GREEN ENGINEER No. 091081

Revisions:

| NO. | DESCRIPTION | DATE |
|---|---|---|
| | | |

**PCCA WiFi UPGRADES**

1101 ARCH STREET
PHILADELPHIA, PA 19107
**PENNSYLVANIA CONVENTION CENTER AUTHORITY (PCCA)**

**LEVEL 1 - NEW WAP PLAN NW**

| | |
|---|---|
| Project Number | 128620.001 |
| Date | 2021-09-30 |
| Drawn By | TB |
| Checked By | EH |
| **SS2.101** | |
| Scale | AS NOTED |

**ISSUED FOR BID**


THIS DRAWING IS FORMATTED TO BE PRINTED AT 30" X 42"



10/7/2021 7:35:36 AM J:\ACTIVE\128620.001 - PCCA - Facility-wide IT Wireless\DWGS\CAD_SS

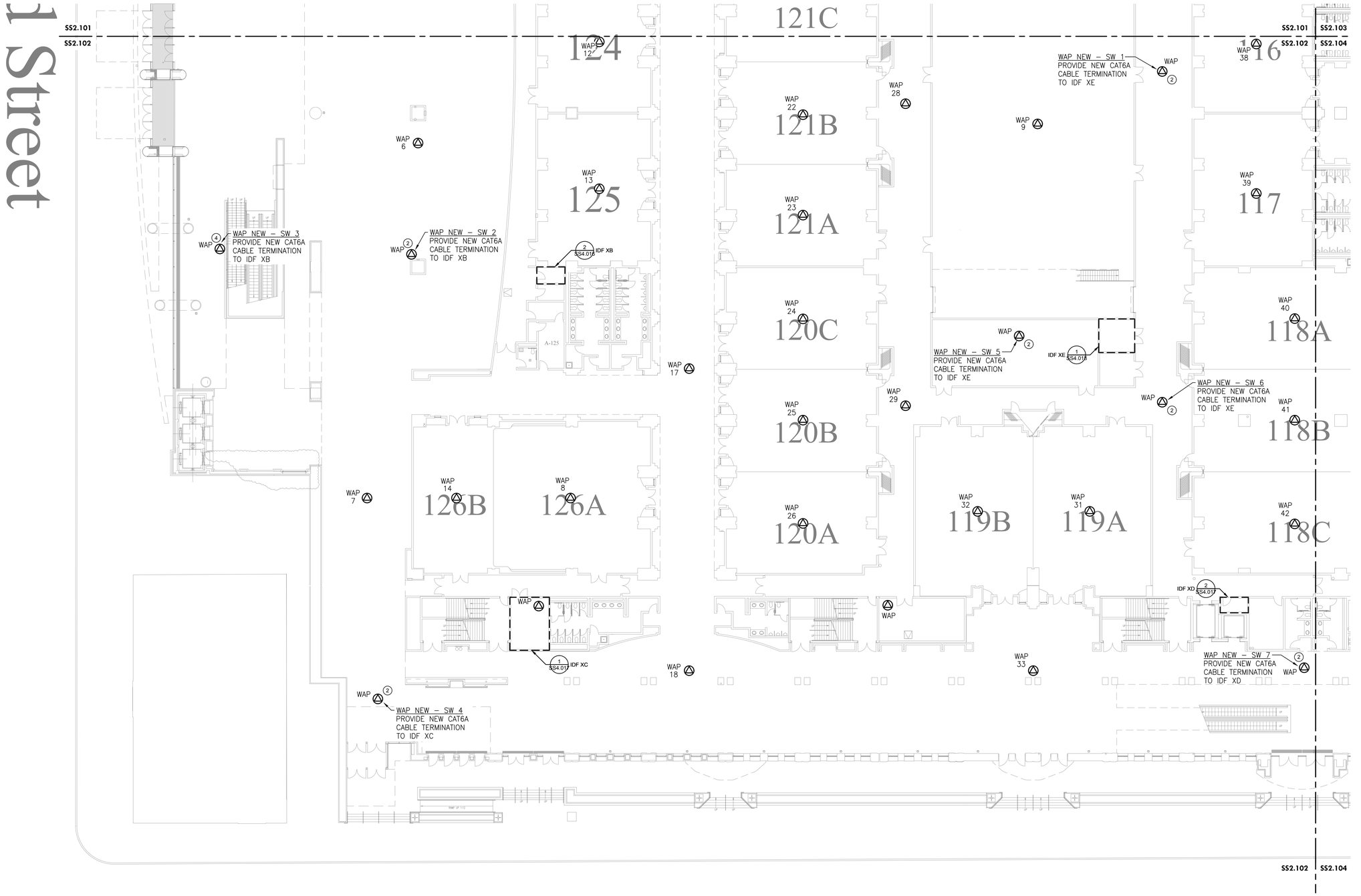


1 SS2.102 LEVEL 1 - NEW WAP PLAN SW
Scale: 1/16" = 1'-0"

| WIRELESS ACCESS POINT QUANTITIES | | | |
|---|---|---|---|
| DESCRIPTION | EXISTING DEVICES TOTAL QTY | NEW DEVICES TOTAL QTY | NET CHANGE TOTAL QTY |
| ACCESS POINT | 24 | 32 | 8 |
| TOTAL | 24 | 32 | 8 |

## GENERAL NOTES:

1. PROVIDE NEW ACCESS POINTS WIFI 6 OR BETTER. ACCESS POINTS TO REUSE MOUNTING BRACKETS OR OTHERWISE AS INDICATED WHEN DEVICE IS WALL-MOUNTED OR CEILING MOUNTED AS PROVIDED IN THE INSTALLATION DETAILS.

## KEYED NOTES ⓧ:

1. RELOCATE ACCESS POINT TO OTHER SIDE OF COLUMN TO PROVIDE COVERAGE.
2. PROVIDE ADDITIONAL ACCESS POINT TO PROVIDE COVERAGE.
3. NOT USED.
4. CONTRACTOR TO PROVIDE NEW WAP, AND CAT6A CABLING TO NEAREST IDF. SEE INSTALLATION DETAILS, TYPE 2 FOR WAP LOCATION IN THIS AREA.


MEP / FP Engineer
ARORA
ARORA ENGINEERS, INC.
1600 MARKET STREET, SUITE 1630
PHILADELPHIA, PA. 19103
215.372.1365

Architect

Civil Engineer

Structural Engineer


Pennsylvania Convention Center
PHILADELPHIA

Key Plan

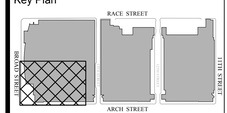


Seal

Revisions:

| NO. | DESCRIPTION | DATE |
|---|---|---|
| | | |
| | | |
| | | |
| | | |
| | | |
| | | |
| | | |
| | | |

**PCCA WiFi UPGRADES**

1101 ARCH STREET
PHILADELPHIA, PA 19107
**PENNSYLVANIA CONVENTION CENTER AUTHORITY (PCCA)**

**LEVEL 1 - NEW WAP PLAN SW**

| | |
|---|---|
| Project Number | 128620.001 |
| Date | 2021-09-30 |
| Drawn By | TB |
| Checked By | EH |
| **SS2.102** | |
| Scale | AS NOTED |

**ISSUED FOR BID**


J:\ACTIVE\128620.001 - PCCA - Facility-wide IT Wireless\DWGS\CAD_SS
10/7/2021 7:35:44 AM
THIS DRAWING IS FORMATTED TO BE PRINTED AT 30" X 42"

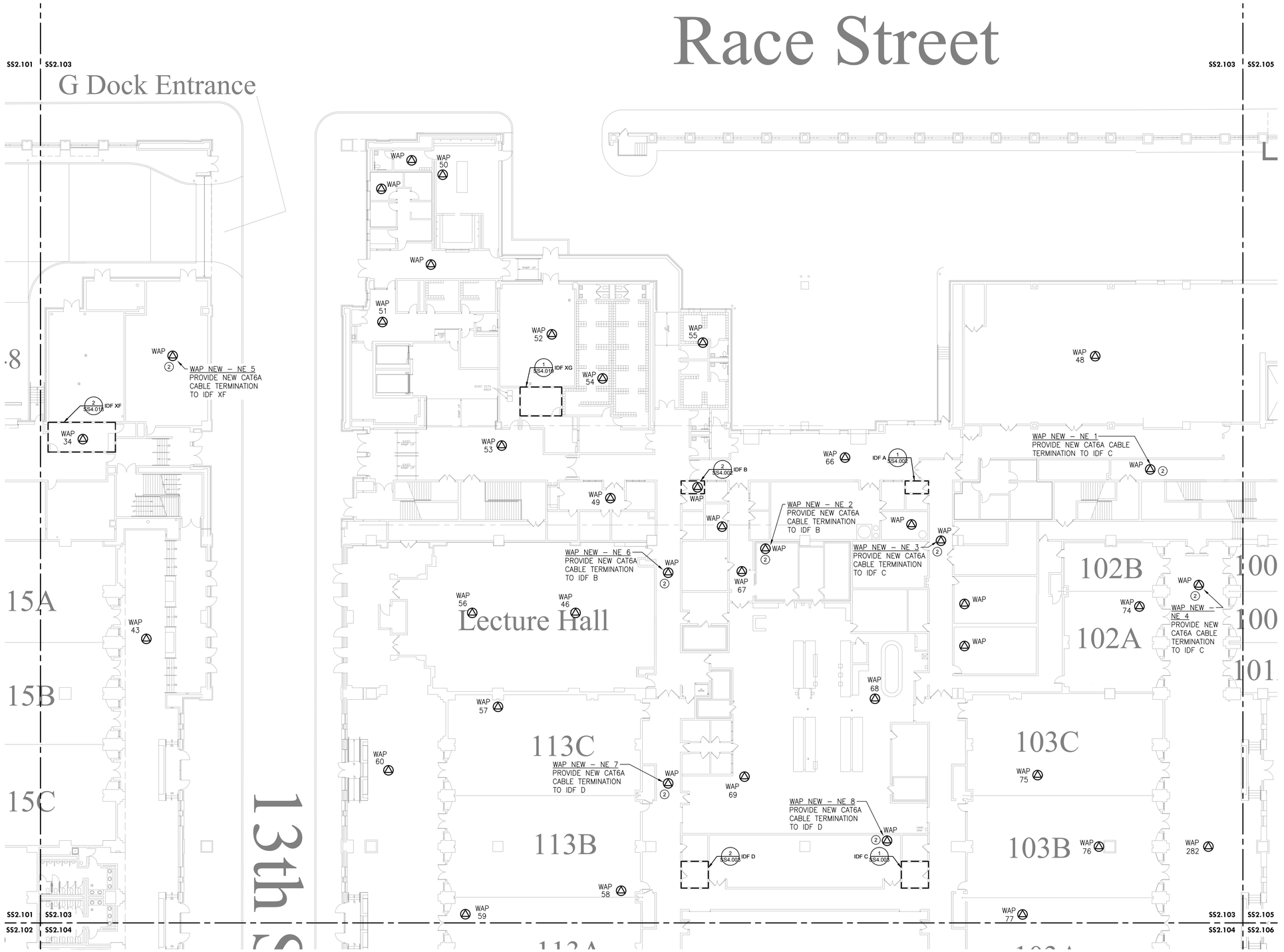


1 SS2.103 — LEVEL 1 - NEW WAP PLAN NE
Scale: 1/16" = 1'-0"

| WIRELESS ACCESS POINT QUANTITIES | | | |
|---|---|---|---|
| DESCRIPTION | EXISTING DEVICES | NEW DEVICES | NET CHANGE |
| | TOTAL QTY | TOTAL QTY | TOTAL QTY |
| ACCESS POINT | 25 | 41 | 16 |
| TOTAL | 25 | 41 | 16 |

## GENERAL NOTES:

1. PROVIDE NEW ACCESS POINTS WIFI 6 OR BETTER. ACCESS POINTS TO REUSE MOUNTING BRACKETS OR OTHERWISE AS INDICATED WHEN DEVICE IS WALL-MOUNTED OR CEILING MOUNTED AS PROVIDED IN THE INSTALLATION DETAILS.

## KEYED NOTES ⓧ:

1. NOT USED.
2. PROVIDE ADDITIONAL ACCESS POINT TO PROVIDE COVERAGE.


MEP / FP Engineer
ARORA
ARORA ENGINEERS, INC.
1600 MARKET STREET, SUITE 1630
PHILADELPHIA, PA. 19103
215.372.1365

Architect

Civil Engineer

Structural Engineer


Pennsylvania Convention Center
PHILADELPHIA

Key Plan

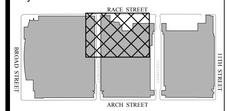


Seal

REGISTERED PROFESSIONAL ENGINEER
JASON T. GHEVEN
ENGINEER
No. 091081
COMMONWEALTH OF PENNSYLVANIA

Revisions:

| NO. | DESCRIPTION | DATE |
|---|---|---|
| | | |

**PCCA WiFi UPGRADES**

1101 ARCH STREET
PHILADELPHIA, PA 19107
**PENNSYLVANIA CONVENTION CENTER AUTHORITY (PCCA)**

**LEVEL 1 - NEW WAP PLAN NE**

| | |
|---|---|
| Project Number | 128620.001 |
| Date | 2021-09-30 |
| Drawn By | TB |
| Checked By | EH |

**SS2.103**

Scale: AS NOTED

ISSUED FOR BID

J:\ACTIVE\128620.001 - PCCA - Facility-wide IT Wireless\DWGS\CAD_SS
10/7/2021 7:35:51 AM

THIS DRAWING IS FORMATTED TO BE PRINTED AT 30" X 42"

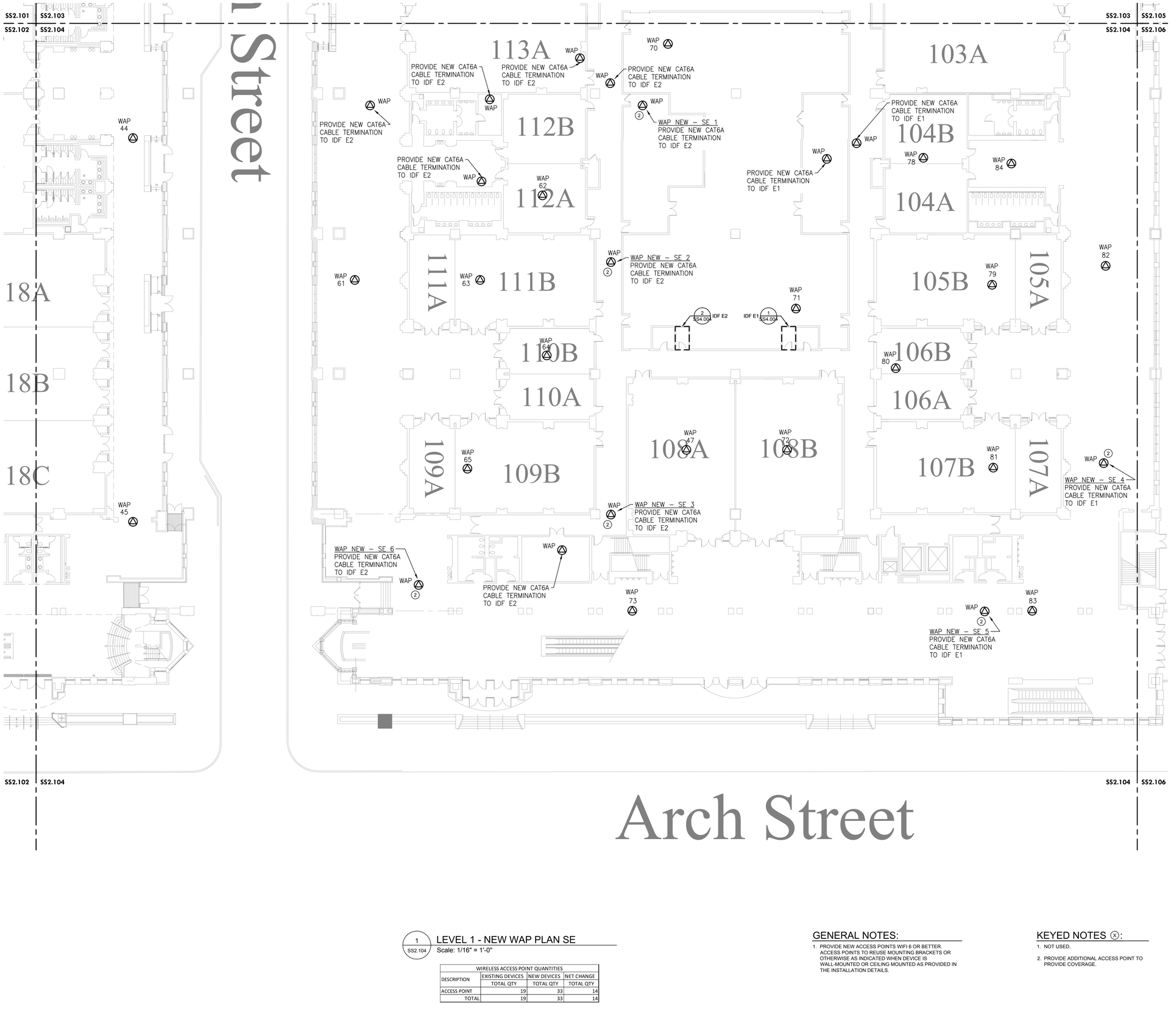


1 SS2.104 LEVEL 1 - NEW WAP PLAN SE

Scale: 1/16" = 1'-0"

| WIRELESS ACCESS POINT QUANTITIES | | | |
|---|---|---|---|
| DESCRIPTION | EXISTING DEVICES | NEW DEVICES | NET CHANGE |
| | TOTAL QTY | TOTAL QTY | TOTAL QTY |
| ACCESS POINT | 19 | 33 | 14 |
| TOTAL | 19 | 33 | 14 |

## GENERAL NOTES:

1. PROVIDE NEW ACCESS POINTS WIFI 6 OR BETTER. ACCESS POINTS TO REUSE MOUNTING BRACKETS OR OTHERWISE AS INDICATED WHEN DEVICE IS WALL-MOUNTED OR CEILING MOUNTED AS PROVIDED IN THE INSTALLATION DETAILS.

## KEYED NOTES ⓧ:

1. NOT USED.
2. PROVIDE ADDITIONAL ACCESS POINT TO PROVIDE COVERAGE.

MEP / FP Engineer
ARORA
ARORA ENGINEERS, INC.
1600 MARKET STREET, SUITE 1630
PHILADELPHIA, PA. 19103
215.372.1365

Architect

Civil Engineer

Structural Engineer

Pennsylvania Convention Center PHILADELPHIA

Key Plan

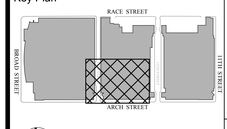


Seal

Revisions:

| NO. | DESCRIPTION | DATE |
|---|---|---|
| | | |
| | | |
| | | |
| | | |
| | | |
| | | |
| | | |
| | | |

**PCCA WiFi UPGRADES**

1101 ARCH STREET
PHILADELPHIA, PA 19107
**PENNSYLVANIA CONVENTION CENTER AUTHORITY (PCCA)**

**LEVEL 1 - NEW WAP PLAN SE**

| | |
|---|---|
| Project Number | 128620.001 |
| Date | 2021-09-30 |
| Drawn By | TB |
| Checked By | EH |

**SS2.104**

| | |
|---|---|
| Scale | AS NOTED |

ISSUED FOR BID

J:\ACTIVE\128620.001 - PCCA - Facility-wide IT Wireless\DWGS\CAD_SS
10/7/2021 7:36:00 AM
THIS DRAWING IS FORMATTED TO BE PRINTED AT 30" X 42"

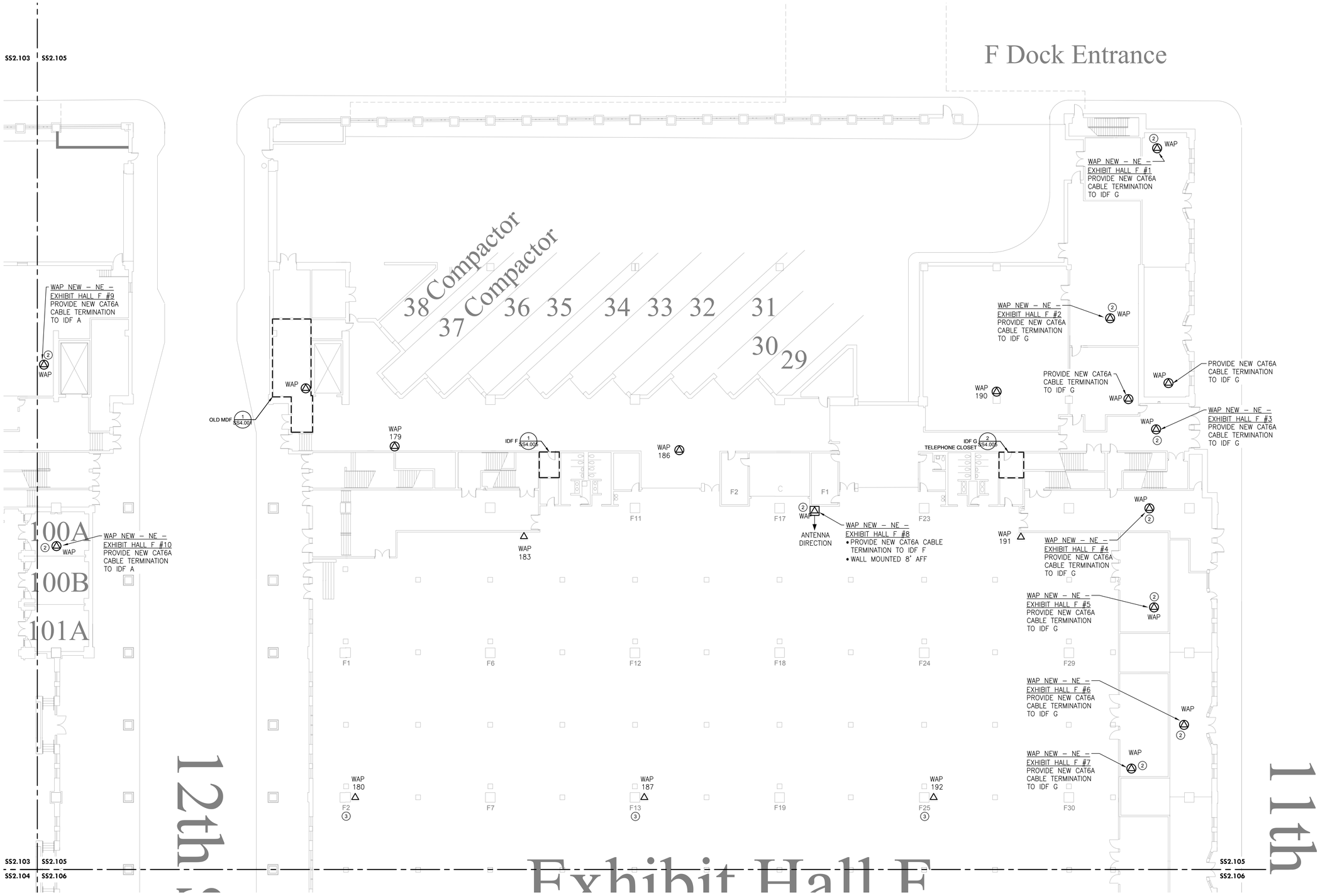


1 SS2.105 LEVEL 1 - NEW WAP PLAN NE EXHIBIT HALL F
Scale: 1/16" = 1'-0"

WIRELESS ACCESS POINT QUANTITIES

| DESCRIPTION | EXISTING DEVICES TOTAL QTY | NEW DEVICES TOTAL QTY | NET CHANGE TOTAL QTY |
|---|---|---|---|
| ACCESS POINT | 9 | 21 | 12 |
| TOTAL | 9 | 21 | 12 |

## GENERAL NOTES:

1. PROVIDE NEW ACCESS POINTS WIFI 6 OR BETTER. ACCESS POINTS TO REUSE MOUNTING BRACKETS OR OTHERWISE AS INDICATED WHEN DEVICE IS WALL-MOUNTED OR CEILING MOUNTED AS PROVIDED IN THE INSTALLATION DETAILS.

## KEYED NOTES ⓧ:

1. NOT USED.
2. PROVIDE ADDITIONAL ACCESS POINT TO PROVIDE COVERAGE.
3. NETWORK SWITCH IS LOCATED INSIDE COLUMN FOR AP IN THE RESPECTIVE EXHIBIT HALL.

MEP / FP Engineer
ARORA
ARORA ENGINEERS, INC.
1600 MARKET STREET, SUITE 1630
PHILADELPHIA, PA. 19103
215.372.1365

Architect

Civil Engineer

Structural Engineer

Pennsylvania Convention Center PHILADELPHIA

Key Plan

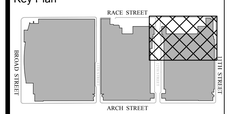


Seal

REGISTERED PROFESSIONAL JASON T. SHERON ENGINEER No. 091081

Revisions:

| NO. | DESCRIPTION | DATE |
|---|---|---|
| | | |
| | | |
| | | |
| | | |
| | | |
| | | |
| | | |
| | | |

**PCCA WiFi UPGRADES**

1101 ARCH STREET
PHILADELPHIA, PA 19107
**PENNSYLVANIA CONVENTION CENTER AUTHORITY (PCCA)**

**LEVEL 1 - NEW WAP PLAN NE EXHIBIT HALL F**

| | |
|---|---|
| Project Number | 128620.001 |
| Date | 2021-09-30 |
| Drawn By | TB |
| Checked By | EH |

**SS2.105**

Scale AS NOTED

THIS DRAWING IS FORMATTED TO BE PRINTED AT 30" X 42"

J:\ACTIVE\128620.001 - PCCA - Facility-wide IT Wireless\DWGS\CAD_SS

10/7/2021 7:36:07 AM

ISSUED FOR BID




1 SS2.106 LEVEL 1 - NEW WAP PLAN SE EXHIBIT HALL F

Scale: 1/16" = 1'-0"

| WIRELESS ACCESS POINT QUANTITIES | | | |
|---|---|---|---|
| DESCRIPTION | EXISTING DEVICES | NEW DEVICES | NET CHANGE |
| | TOTAL QTY | TOTAL QTY | TOTAL QTY |
| ACCESS POINT | 10 | 23 | 13 |
| TOTAL | 10 | 23 | 13 |

## GENERAL NOTES:

1. PROVIDE NEW ACCESS POINTS WIFI 6 OR BETTER. ACCESS POINTS TO REUSE MOUNTING BRACKETS OR OTHERWISE AS INDICATED WHEN DEVICE IS WALL-MOUNTED OR CEILING MOUNTED AS PROVIDED IN THE INSTALLATION DETAILS.

## KEYED NOTES ⓧ:

1. RELOCATE ACCESS POINT TO OTHER SIDE OF COLUMN TO PROVIDE COVERAGE.
2. PROVIDE ADDITIONAL ACCESS POINT TO PROVIDE COVERAGE.
3. NETWORK SWITCH IS LOCATED INSIDE COLUMN FOR AP IN THE RESPECTIVE EXHIBIT HALL.


MEP / FP Engineer

ARORA

ARORA ENGINEERS, INC.
1600 MARKET STREET, SUITE 1630
PHILADELPHIA, PA. 19103
215.372.1365


Architect

Civil Engineer

Structural Engineer

Pennsylvania Convention Center PHILADELPHIA

Key Plan

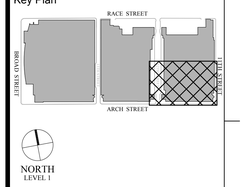


Seal

Revisions:

| NO. | DESCRIPTION | DATE |
|---|---|---|
| | | |

**PCCA WiFi UPGRADES**

1101 ARCH STREET
PHILADELPHIA, PA 19107
**PENNSYLVANIA CONVENTION CENTER AUTHORITY (PCCA)**

**LEVEL 1 - NEW WAP PLAN SE EXHIBIT HALL F**

| | |
|---|---|
| Project Number | 128620.001 |
| Date | 2021-09-30 |
| Drawn By | TB |
| Checked By | EH |

**SS2.106**

Scale AS NOTED

THIS DRAWING IS FORMATTED TO BE PRINTED AT 30" X 42"

J:\ACTIVE\128620.001 - PCCA - Facility-wide IT Wireless\DWGS\CAD_SS

10/7/2021 7:36:14 AM

ISSUED FOR BID

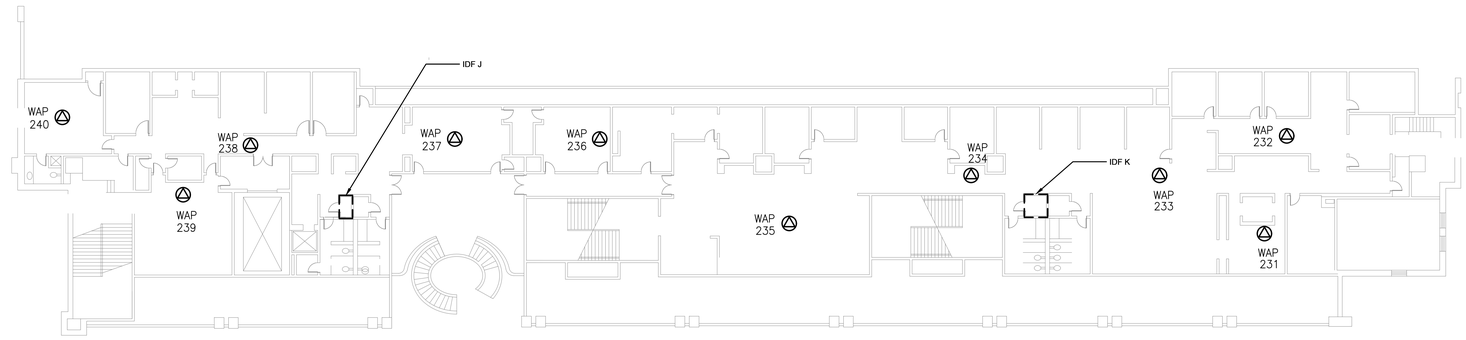


1 / SS2.107 LEVEL 1 - NEW WAP PLAN ADMIN OFFICES

Scale: 1/16" = 1'-0"

| WIRELESS ACCESS POINT QUANTITIES | | | |
|---|---|---|---|
| DESCRIPTION | EXISTING DEVICES | NEW DEVICES | NET CHANGE |
| | TOTAL QTY | TOTAL QTY | TOTAL QTY |
| ACCESS POINT | 10 | 10 | 0 |
| TOTAL | 10 | 10 | 0 |

## GENERAL NOTES:

1. PROVIDE NEW ACCESS POINTS WIFI 6 OR BETTER. ACCESS POINTS TO REUSE MOUNTING BRACKETS OR OTHERWISE AS INDICATED WHEN DEVICE IS WALL-MOUNTED OR CEILING MOUNTED AS PROVIDED IN THE INSTALLATION DETAILS.

MEP / FP Engineer

ARORA

**ARORA ENGINEERS, INC.**
1600 MARKET STREET, SUITE 1630
PHILADELPHIA, PA. 19103
215.372.1365

Architect

Civil Engineer

Structural Engineer

Pennsylvania Convention Center PHILADELPHIA

Key Plan

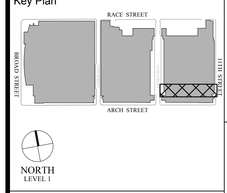


Seal

Revisions:

| NO. | DESCRIPTION | DATE |
|---|---|---|
| | | |
| | | |
| | | |
| | | |
| | | |
| | | |
| | | |
| | | |

**PCCA WiFi UPGRADES**

1101 ARCH STREET
PHILADELPHIA, PA 19107
**PENNSYLVANIA CONVENTION CENTER AUTHORITY (PCCA)**

**LEVEL 1 - NEW WAP PLAN ADMIN OFFICES**

| | |
|---|---|
| Project Number | 128620.001 |
| Date | 2021-09-30 |
| Drawn By | TB |
| Checked By | EH |

**SS2.107**

| | |
|---|---|
| Scale | AS NOTED |

ISSUED FOR BID

10/7/2021 7:36:21 AM J:\ACTIVE\128620.001 - PCCA - Facility-wide IT Wireless\DWGS\CAD_SS

THIS DRAWING IS FORMATTED TO BE PRINTED AT 30" X 42"

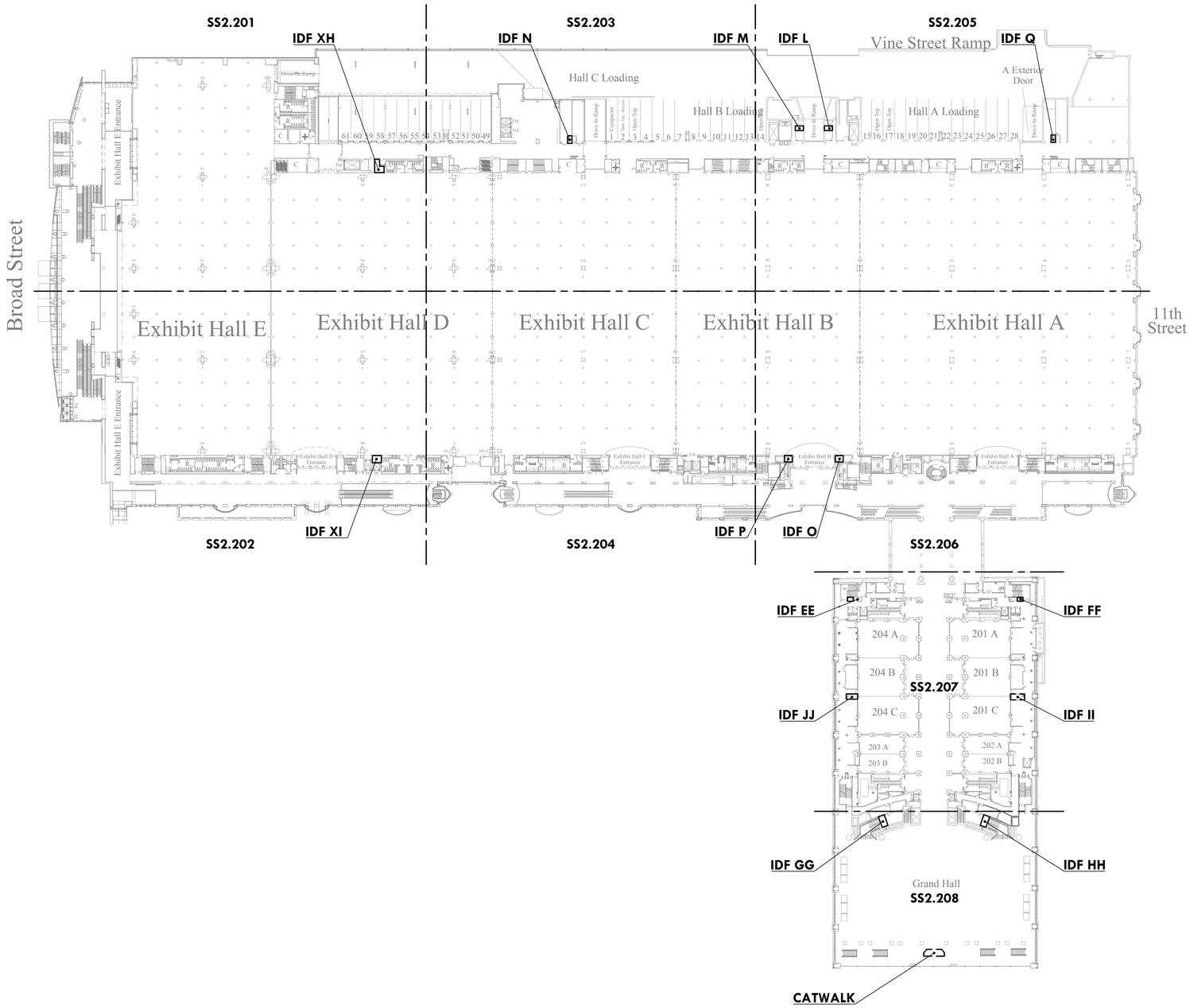


1 SS2.200 LEVEL 2 OVERALL KEY PLAN
Scale: 1/64" = 1'-0"

MEP / FP Engineer

ARORA
ARORA ENGINEERS, INC.
1600 MARKET STREET, SUITE 1630
PHILADELPHIA, PA. 19103
215.372.1365

Architect

Civil Engineer

Structural Engineer

Pennsylvania Convention Center PHILADELPHIA

Key Plan

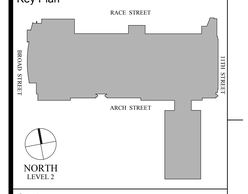


Seal

Revisions:

| NO. | DESCRIPTION | DATE |
|---|---|---|
| | | |
| | | |
| | | |
| | | |
| | | |
| | | |
| | | |
| | | |

**PCCA WiFi UPGRADES**

1101 ARCH STREET
PHILADELPHIA, PA 19107
**PENNSYLVANIA CONVENTION CENTER AUTHORITY (PCCA)**

**LEVEL 2 OVERALL KEY PLAN**

| | |
|---|---|
| Project Number | 128620.001 |
| Date | 2021-09-30 |
| Drawn By | TB |
| Checked By | EH |

**SS2.200**

Scale AS NOTED

**ISSUED FOR BID**

J:\ACTIVE\128620.001 - PCCA - Facility-wide IT Wireless\DWGS\CAD_SS
10/7/2021 7:36:28 AM

THIS DRAWING IS FORMATTED TO BE PRINTED AT 30" X 42"

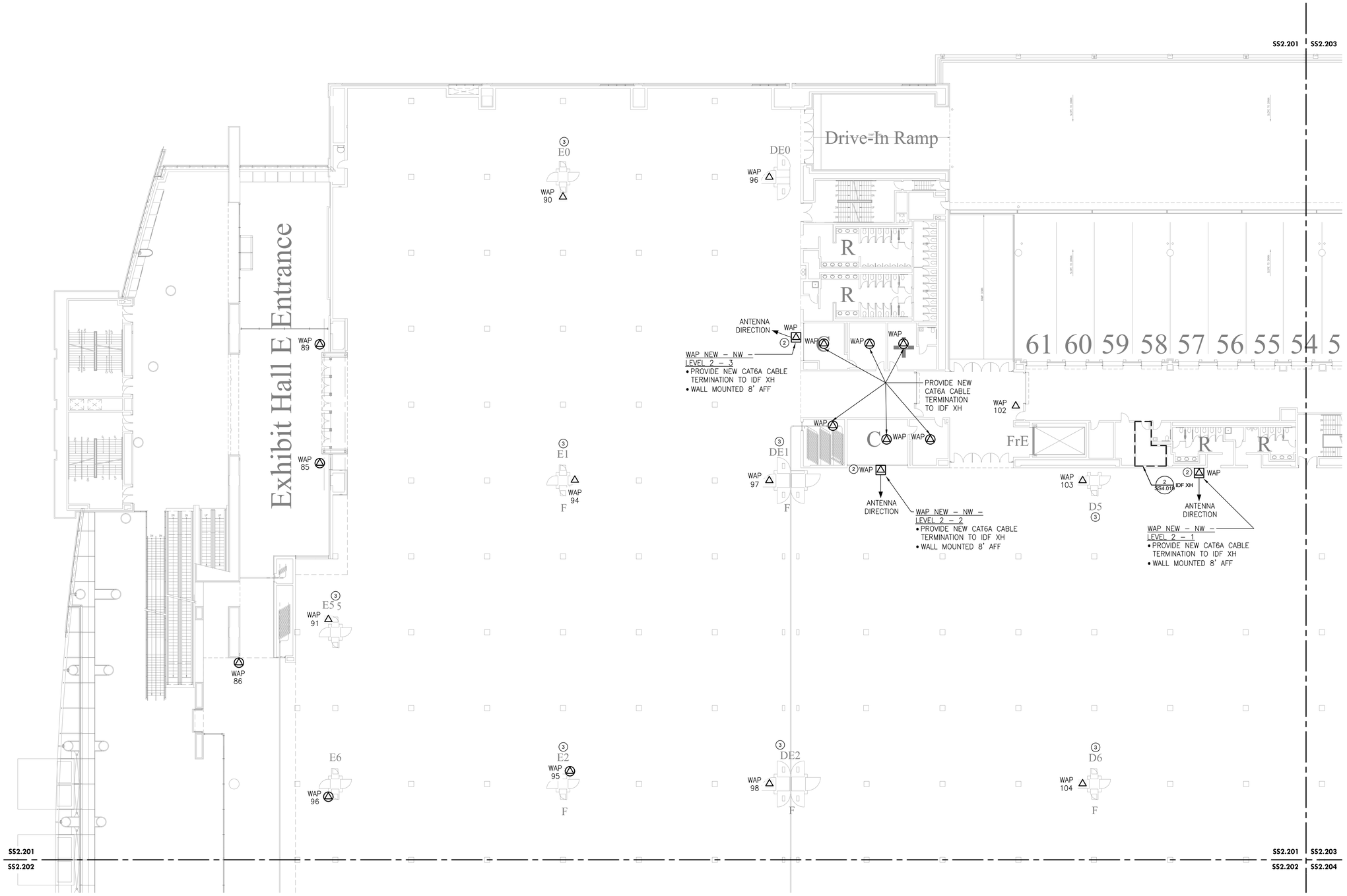


1 SS2.201 LEVEL 2 - NEW WAP PLAN NW
Scale: 1/16" = 1'-0"

| WIRELESS ACCESS POINT QUANTITIES | | | |
|---|---|---|---|
| DESCRIPTION | EXISTING DEVICES | NEW DEVICES | NET CHANGE |
| | TOTAL QTY | TOTAL QTY | TOTAL QTY |
| ACCESS POINT | 14 | 23 | 9 |
| TOTAL | 14 | 23 | 9 |

## GENERAL NOTES:

1. PROVIDE NEW ACCESS POINTS WIFI 6 OR BETTER. ACCESS POINTS TO REUSE MOUNTING BRACKETS OR OTHERWISE AS INDICATED WHEN DEVICE IS WALL-MOUNTED OR CEILING MOUNTED AS PROVIDED IN THE INSTALLATION DETAILS.

## KEYED NOTES ⓧ:

1. NOT USED.
2. PROVIDE ADDITIONAL ACCESS POINT TO PROVIDE COVERAGE.
3. NETWORK SWITCH IS LOCATED INSIDE COLUMN FOR AP IN THE RESPECTIVE EXHIBIT HALL.

MEP / FP Engineer
ARORA
ARORA ENGINEERS, INC.
1600 MARKET STREET, SUITE 1630
PHILADELPHIA, PA. 19103
215.372.1365

Architect

Civil Engineer

Structural Engineer

Pennsylvania Convention Center PHILADELPHIA

Key Plan

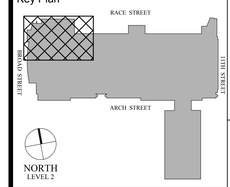


Seal

Revisions:

| NO. | DESCRIPTION | DATE |
|---|---|---|
| | | |
| | | |
| | | |
| | | |
| | | |
| | | |
| | | |
| | | |

**PCCA WiFi UPGRADES**

1101 ARCH STREET
PHILADELPHIA, PA 19107
**PENNSYLVANIA CONVENTION CENTER AUTHORITY (PCCA)**

**LEVEL 2 - NEW WAP PLAN NW**

| | |
|---|---|
| Project Number | 128620.001 |
| Date | 2021-09-30 |
| Drawn By | TB |
| Checked By | EH |
| **SS2.201** | |
| Scale | AS NOTED |

**ISSUED FOR BID**

10/7/2021 7:36:37 AM J:\ACTIVE\128620.001 - PCCA - Facility-wide IT Wireless\DWGS\CAD_SS
THIS DRAWING IS FORMATTED TO BE PRINTED AT 30" X 42"

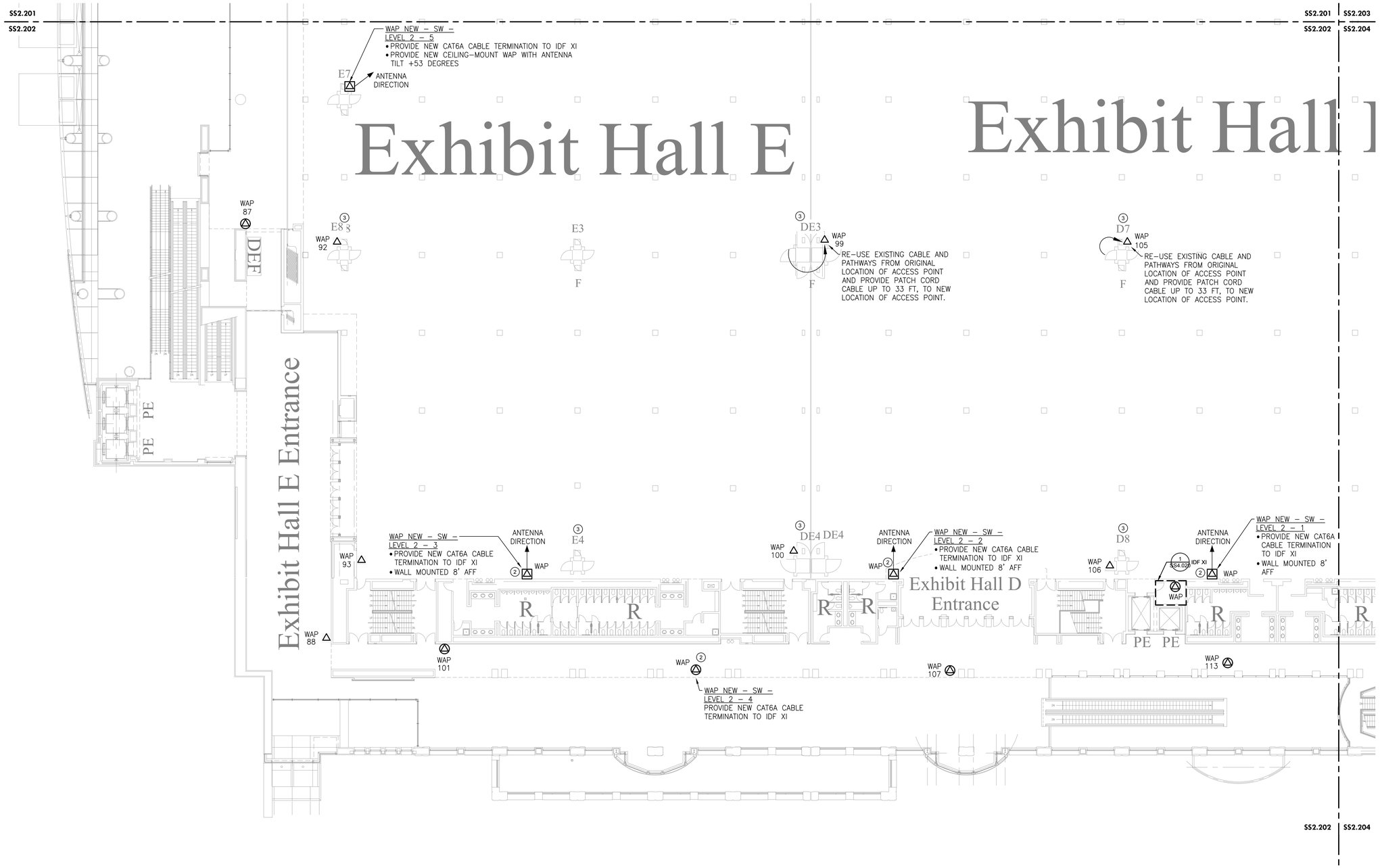


1 / SS2.202 LEVEL 2 - NEW WAP PLAN SW

Scale: 1/16" = 1'-0"

| WIRELESS ACCESS POINT QUANTITIES | | | |
|---|---|---|---|
| DESCRIPTION | EXISTING DEVICES | NEW DEVICES | NET CHANGE |
| | TOTAL QTY | TOTAL QTY | TOTAL QTY |
| ACCESS POINT | 11 | 17 | 6 |
| TOTAL | 11 | 17 | 6 |

## GENERAL NOTES:

1. PROVIDE NEW ACCESS POINTS WIFI 6 OR BETTER. ACCESS POINTS TO REUSE MOUNTING BRACKETS OR OTHERWISE AS INDICATED WHEN DEVICE IS WALL-MOUNTED OR CEILING MOUNTED AS PROVIDED IN THE INSTALLATION DETAILS.

## KEYED NOTES ⓧ:

1. NOT USED.
2. PROVIDE ADDITIONAL ACCESS POINT TO PROVIDE COVERAGE.
3. NETWORK SWITCH IS LOCATED INSIDE COLUMN FOR AP IN THE RESPECTIVE EXHIBIT HALL.

MEP / FP Engineer
ARORA
ARORA ENGINEERS, INC.
1600 MARKET STREET, SUITE 1630
PHILADELPHIA, PA. 19103
215.372.1365

Architect

Civil Engineer

Structural Engineer

Pennsylvania Convention Center PHILADELPHIA

Key Plan

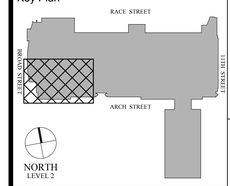


Seal

Revisions:

| NO. | DESCRIPTION | DATE |
|---|---|---|
| | | |
| | | |
| | | |
| | | |
| | | |
| | | |
| | | |
| | | |

**PCCA WiFi UPGRADES**

1101 ARCH STREET
PHILADELPHIA, PA 19107
**PENNSYLVANIA CONVENTION CENTER AUTHORITY (PCCA)**

**LEVEL 2 - NEW WAP PLAN SW**

| | |
|---|---|
| Project Number | 128620.001 |
| Date | 2021-09-30 |
| Drawn By | TB |
| Checked By | EH |
| | **SS2.202** |
| Scale | AS NOTED |

ISSUED FOR BID

J:\ACTIVE\128620.001 - PCCA - Facility-wide IT Wireless\DWGS\CAD_SS

10/7/2021 7:36:47 AM

THIS DRAWING IS FORMATTED TO BE PRINTED AT 30" X 42"

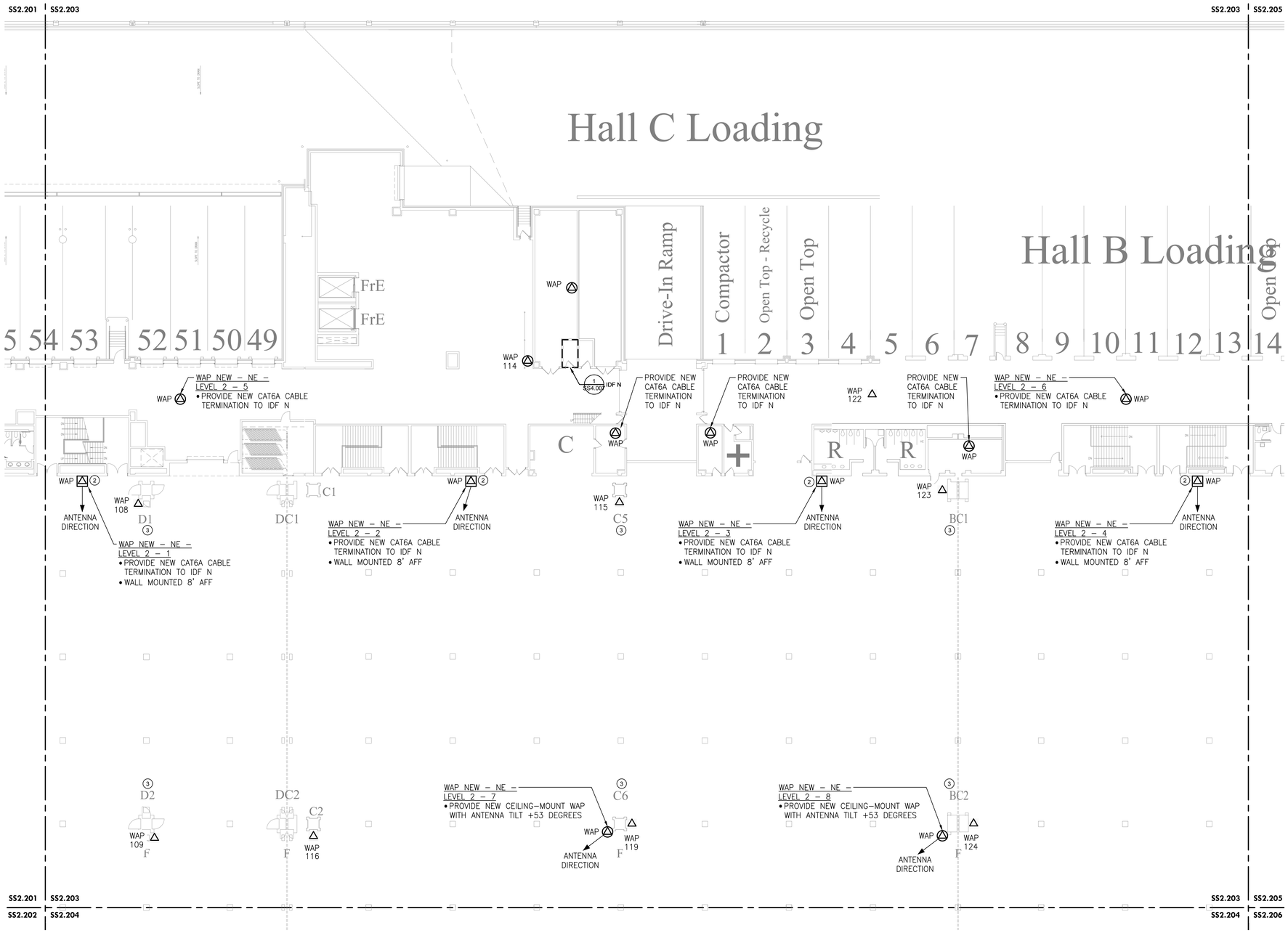


1 SS2.203 LEVEL 2 - NEW WAP PLAN NE
Scale: 1/16" = 1'-0"

| WIRELESS ACCESS POINT QUANTITIES | | | |
|---|---|---|---|
| DESCRIPTION | EXISTING DEVICES | NEW DEVICES | NET CHANGE |
| | TOTAL QTY | TOTAL QTY | TOTAL QTY |
| ACCESS POINT | 10 | 21 | 11 |
| TOTAL | 10 | 21 | 11 |

## GENERAL NOTES:

1. PROVIDE NEW ACCESS POINTS WIFI 6 OR BETTER. ACCESS POINTS TO REUSE MOUNTING BRACKETS OR OTHERWISE AS INDICATED WHEN DEVICE IS WALL-MOUNTED OR CEILING MOUNTED AS PROVIDED IN THE INSTALLATION DETAILS.

## KEYED NOTES ⓧ:

1. NOT USED.
2. PROVIDE ADDITIONAL ACCESS POINT TO PROVIDE COVERAGE.
3. NETWORK SWITCH IS LOCATED INSIDE COLUMN FOR AP IN THE RESPECTIVE EXHIBIT HALL.

MEP / FP Engineer
ARORA
ARORA ENGINEERS, INC.
1600 MARKET STREET, SUITE 1630
PHILADELPHIA, PA. 19103
215.372.1365

Architect

Civil Engineer

Structural Engineer

Pennsylvania Convention Center PHILADELPHIA

Key Plan

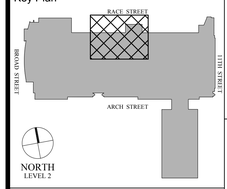


Seal

Revisions:

| NO. | DESCRIPTION | DATE |
|---|---|---|
| | | |

**PCCA WiFi UPGRADES**

1101 ARCH STREET
PHILADELPHIA, PA 19107
**PENNSYLVANIA CONVENTION CENTER AUTHORITY (PCCA)**

**LEVEL 2 - NEW WAP PLAN NE**

| | |
|---|---|
| Project Number | 128620.001 |
| Date | 2021-09-30 |
| Drawn By | TB |
| Checked By | EH |

**SS2.203**

Scale AS NOTED

THIS DRAWING IS FORMATTED TO BE PRINTED AT 30" X 42"

J:\ACTIVE\128620.001 - PCCA - Facility-wide IT Wireless\DWGS\CAD_SS

10/7/2021 7:36:57 AM

ISSUED FOR BID

ll D

Exhibit Hall C

Exhibi

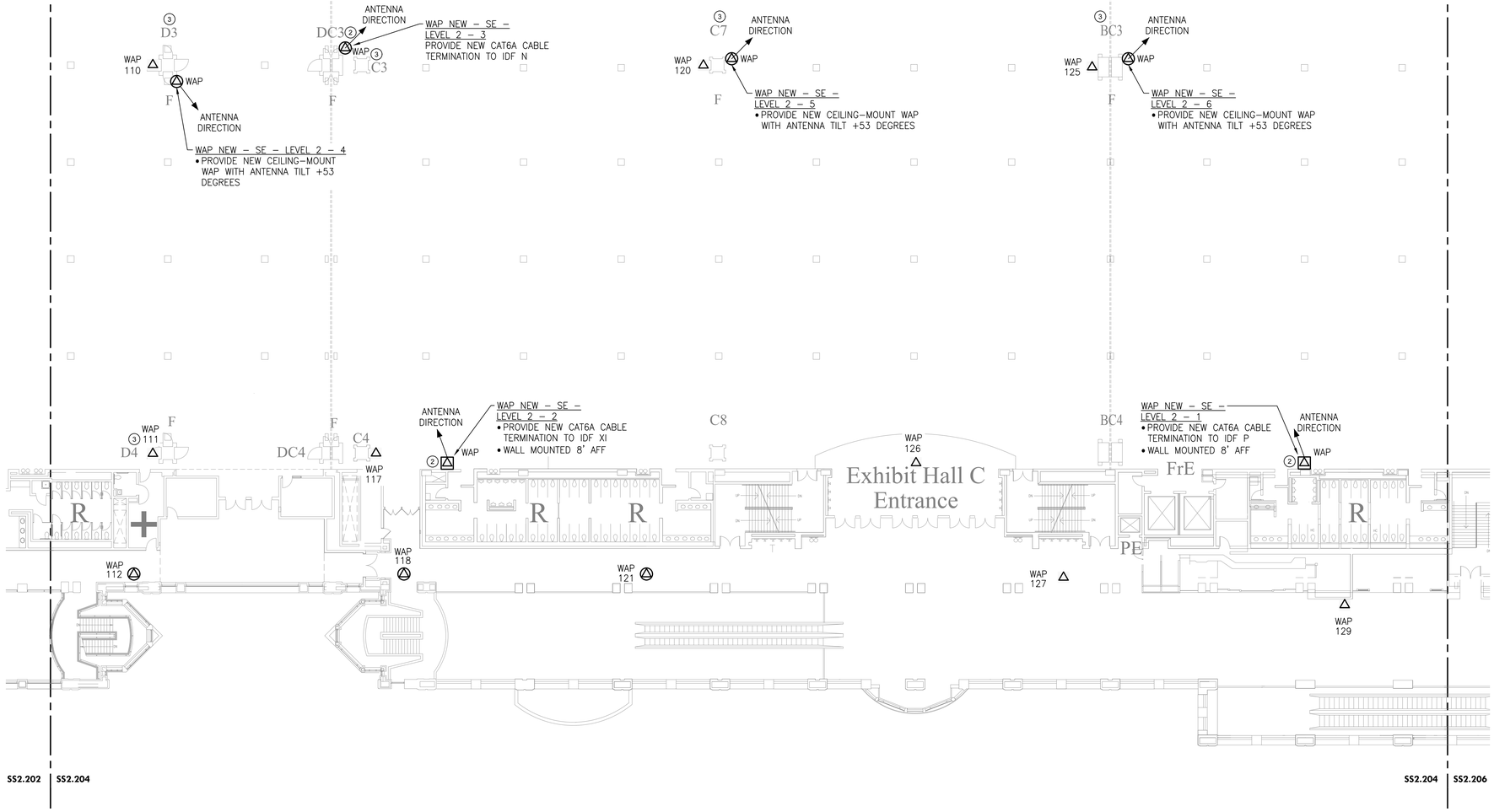






1 SS2.204 LEVEL 2 - NEW WAP PLAN SE
Scale: 1/16" = 1'-0"

| WIRELESS ACCESS POINT QUANTITIES | | | |
|---|---|---|---|
| DESCRIPTION | EXISTING DEVICES | NEW DEVICES | NET CHANGE |
| | TOTAL QTY | TOTAL QTY | TOTAL QTY |
| ACCESS POINT | 11 | 17 | 6 |
| TOTAL | 11 | 17 | 6 |

## GENERAL NOTES:

1. PROVIDE NEW ACCESS POINTS WIFI 6 OR BETTER ACCESS POINTS TO REUSE MOUNTING BRACKETS OR OTHERWISE AS INDICATED WHEN DEVICE IS WALL-MOUNTED OR CEILING MOUNTED AS PROVIDED IN THE INSTALLATION DETAILS.

## KEYED NOTES ⓧ:

1. NOT USED.
2. PROVIDE ADDITIONAL ACCESS POINT TO PROVIDE COVERAGE.
3. NETWORK SWITCH IS LOCATED INSIDE COLUMN FOR AP IN THE RESPECTIVE EXHIBIT HALL.

MEP / FP Engineer
ARORA
ARORA ENGINEERS, INC.
1600 MARKET STREET, SUITE 1630
PHILADELPHIA, PA. 19103
215.372.1365

Architect

Civil Engineer

Structural Engineer

Pennsylvania Convention Center PHILADELPHIA

Key Plan

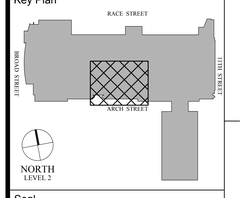


Seal

Revisions:

| NO. | DESCRIPTION | DATE |
|---|---|---|
| | | |
| | | |
| | | |
| | | |
| | | |
| | | |
| | | |
| | | |

**PCCA WiFi UPGRADES**

1101 ARCH STREET
PHILADELPHIA, PA 19107
**PENNSYLVANIA CONVENTION CENTER AUTHORITY (PCCA)**

**LEVEL 2 - NEW WAP PLAN SE**

| | |
|---|---|
| Project Number | 128620.001 |
| Date | 2021-09-30 |
| Drawn By | TB |
| Checked By | EH |

**SS2.204**

Scale AS NOTED

ISSUED FOR BID

J:\ACTIVE\128620.001 - PCCA - Facility-wide IT Wireless\DWGS\CAD_SS
10/7/2021 7:37:06 AM
THIS DRAWING IS FORMATTED TO BE PRINTED AT 30" X 42"

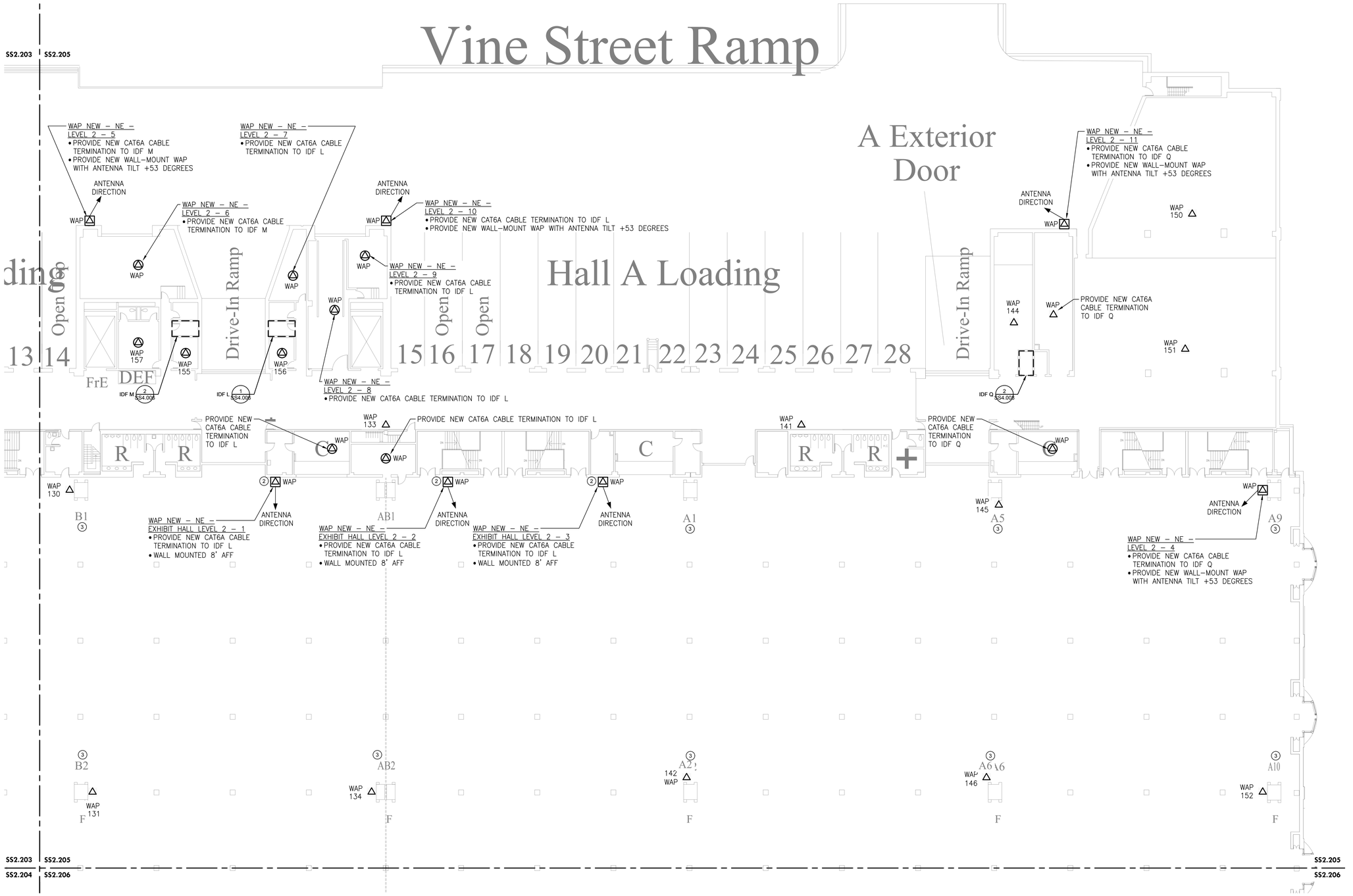


1 SS2.205 LEVEL 2 - NEW WAP NE EXISTING EXHIBIT HALL

Scale: 1/16" = 1'-0"

| WIRELESS ACCESS POINT QUANTITIES | | | |
|---|---|---|---|
| DESCRIPTION | EXISTING DEVICES | NEW DEVICES | NET CHANGE |
| | TOTAL QTY | TOTAL QTY | TOTAL QTY |
| ACCESS POINT | 15 | 28 | 13 |
| TOTAL | 15 | 28 | 13 |

## GENERAL NOTES:

1. PROVIDE NEW ACCESS POINTS WIFI 6 OR BETTER. ACCESS POINTS TO REUSE MOUNTING BRACKETS OR OTHERWISE AS INDICATED WHEN DEVICE IS WALL-MOUNTED OR CEILING MOUNTED AS PROVIDED IN THE INSTALLATION DETAILS.

## KEYED NOTES ⓧ:

1. NOT USED.
2. PROVIDE ADDITIONAL ACCESS POINT TO PROVIDE COVERAGE.
3. NETWORK SWITCH IS LOCATED INSIDE COLUMN FOR AP IN THE RESPECTIVE EXHIBIT HALL.

MEP / FP Engineer
ARORA
ARORA ENGINEERS, INC.
1600 MARKET STREET, SUITE 1630
PHILADELPHIA, PA. 19103
215.372.1365

Architect

Civil Engineer

Structural Engineer

Pennsylvania Convention Center PHILADELPHIA

Key Plan

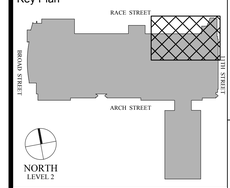


Seal

REGISTERED PROFESSIONAL JOHN T. SHEARN ENGINEER No. 091081 COMMONWEALTH OF PENNSYLVANIA

Revisions:

| NO. | DESCRIPTION | DATE |
|---|---|---|
| | | |

**PCCA WiFi UPGRADES**

1101 ARCH STREET
PHILADELPHIA, PA 19107
**PENNSYLVANIA CONVENTION CENTER AUTHORITY (PCCA)**

**LEVEL 2 - NEW WAP NE EXISTING EXHIBIT HALL**

| | |
|---|---|
| Project Number | 128620.001 |
| Date | 2021-09-30 |
| Drawn By | TB |
| Checked By | EH |

**SS2.205**

Scale AS NOTED

ISSUED FOR BID

J:\ACTIVE\128620.001 - PCCA - Facility-wide IT Wireless\DWGS\CAD_SS
10/7/2021 7:37:15 AM
THIS DRAWING IS FORMATTED TO BE PRINTED AT 30" X 42"

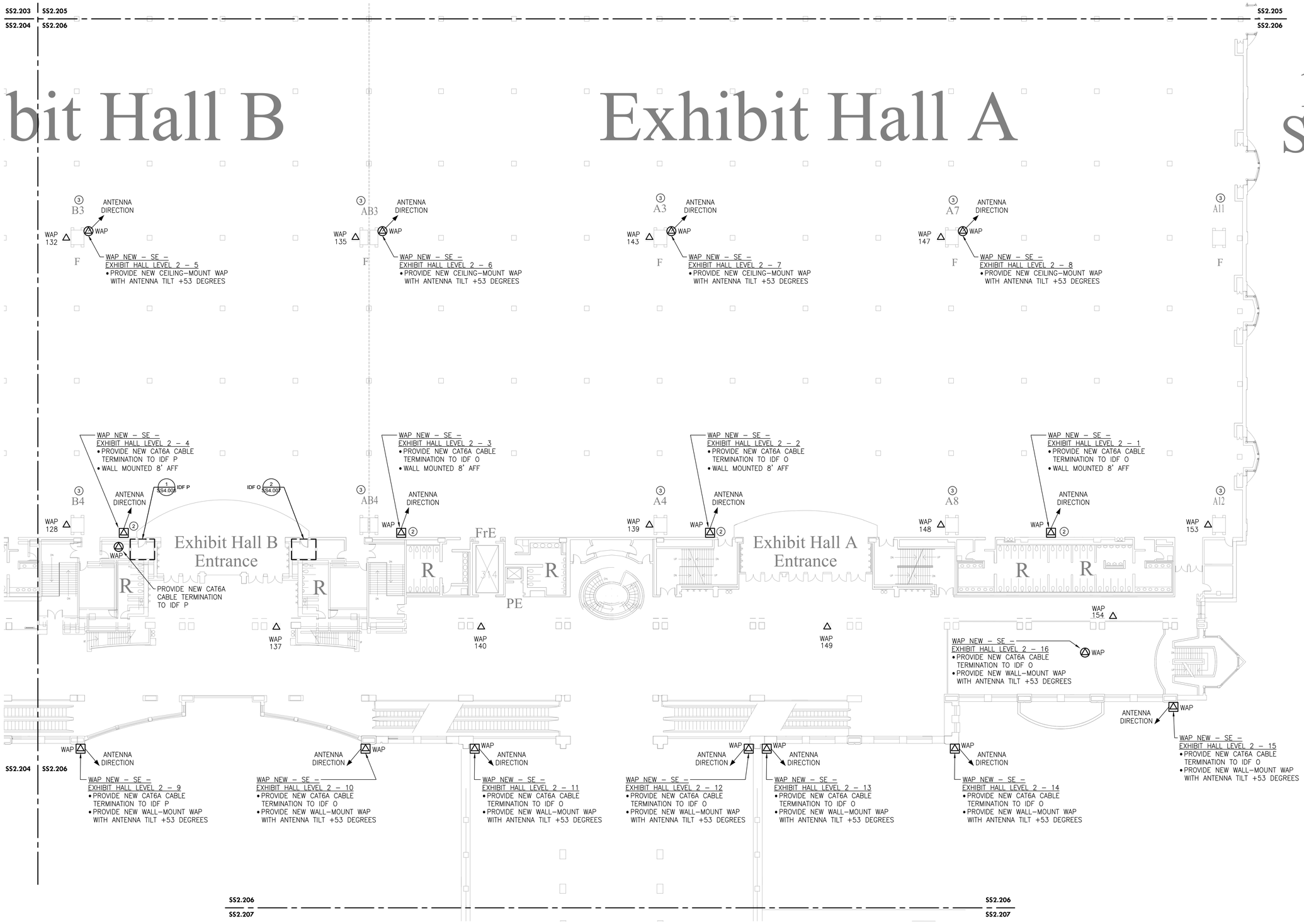


## 1 SS2.206 LEVEL 2 - NEW WAP SE EXISTING EXHIBIT HALL

Scale: 1/16" = 1'-0"

| DESCRIPTION | WIRELESS ACCESS POINT QUANTITIES | | |
|---|---|---|---|
| | EXISTING DEVICES | NEW DEVICES | NET CHANGE |
| | TOTAL QTY | TOTAL QTY | TOTAL QTY |
| ACCESS POINT | 12 | 28 | 17 |
| TOTAL | 12 | 28 | 17 |

## GENERAL NOTES:

1. PROVIDE NEW ACCESS POINTS WIFI 6 OR BETTER. ACCESS POINTS TO REUSE MOUNTING BRACKETS OR OTHERWISE AS INDICATED WHEN DEVICE IS WALL-MOUNTED OR CEILING MOUNTED AS PROVIDED IN THE INSTALLATION DETAILS.

## KEYED NOTES ⓧ:

1. NOT USED.
2. PROVIDE ADDITIONAL ACCESS POINT TO PROVIDE COVERAGE.
3. NETWORK SWITCH IS LOCATED INSIDE COLUMN FOR AP IN THE RESPECTIVE EXHIBIT HALL.


MEP / FP Engineer
ARORA
ARORA ENGINEERS, INC.
1600 MARKET STREET, SUITE 1630
PHILADELPHIA, PA. 19103
215.372.1365

Architect

Civil Engineer

Structural Engineer


Pennsylvania Convention Center PHILADELPHIA

Key Plan

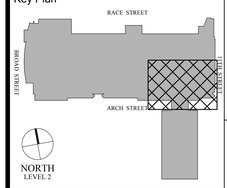


Seal

Revisions:

| NO. | DESCRIPTION | DATE |
|---|---|---|
| | | |

**PCCA WiFi UPGRADES**

1101 ARCH STREET
PHILADELPHIA, PA 19107
**PENNSYLVANIA CONVENTION CENTER AUTHORITY (PCCA)**

**LEVEL 2 - NEW WAP SE EXISTING EXHIBIT HALL**

| | |
|---|---|
| Project Number | 128620.001 |
| Date | 2021-09-30 |
| Drawn By | TB |
| Checked By | EH |
| **SS2.206** | |
| Scale | AS NOTED |

**ISSUED FOR BID**

J:\ACTIVE\128620.001 - PCCA - Facility-wide IT Wireless\DWGS\CAD_SS

10/7/2021 7:37:24 AM

THIS DRAWING IS FORMATTED TO BE PRINTED AT 30" X 42"

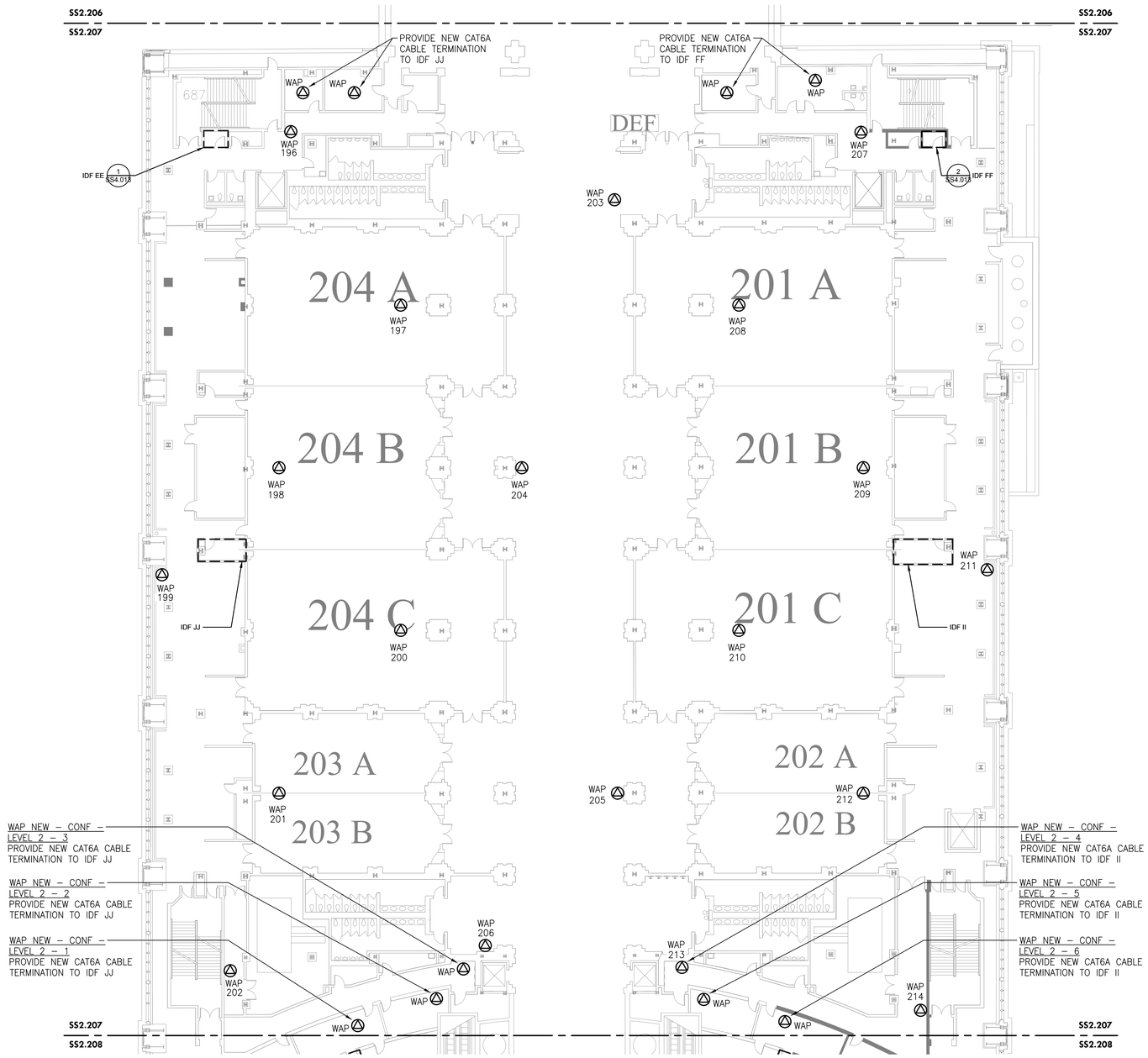


1 SS2.207 LEVEL 2 - NEW WAP CONFERENCE ROOMS

Scale: 1/16" = 1'-0"

| WIRELESS ACCESS POINT QUANTITIES | | | |
|---|---|---|---|
| DESCRIPTION | EXISTING DEVICES | NEW DEVICES | NET CHANGE |
| | TOTAL QTY | TOTAL QTY | TOTAL QTY |
| ACCESS POINT | 19 | 25 | 6 |
| TOTAL | 19 | 25 | 6 |

## GENERAL NOTES:

1. PROVIDE NEW ACCESS POINTS WIFI 6 OR BETTER. ACCESS POINTS TO REUSE MOUNTING BRACKETS OR OTHERWISE AS INDICATED WHEN DEVICE IS WALL-MOUNTED OR CEILING MOUNTED AS PROVIDED IN THE INSTALLATION DETAILS.


MEP / FP Engineer

ARORA

**ARORA ENGINEERS, INC.**
1600 MARKET STREET, SUITE 1630
PHILADELPHIA, PA. 19103
215.372.1365

Architect

Civil Engineer

Structural Engineer


Pennsylvania Convention Center PHILADELPHIA

Key Plan

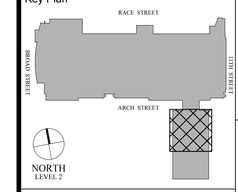


Seal

Revisions:

| NO. | DESCRIPTION | DATE |
|---|---|---|
| | | |
| | | |
| | | |
| | | |
| | | |
| | | |
| | | |

**PCCA WiFi UPGRADES**

1101 ARCH STREET
PHILADELPHIA, PA 19107
**PENNSYLVANIA CONVENTION CENTER AUTHORITY (PCCA)**

**LEVEL 2 - NEW WAP CONFERENCE ROOMS**

| | |
|---|---|
| Project Number | 128620.001 |
| Date | 2021-09-30 |
| Drawn By | TB |
| Checked By | EH |

**SS2.207**

Scale AS NOTED

ISSUED FOR BID


J:\ACTIVE\128620.001 - PCCA - Facility-wide IT Wireless\DWGS\CAD_SS
10/7/2021 7:37:32 AM
THIS DRAWING IS FORMATTED TO BE PRINTED AT 30" X 42"

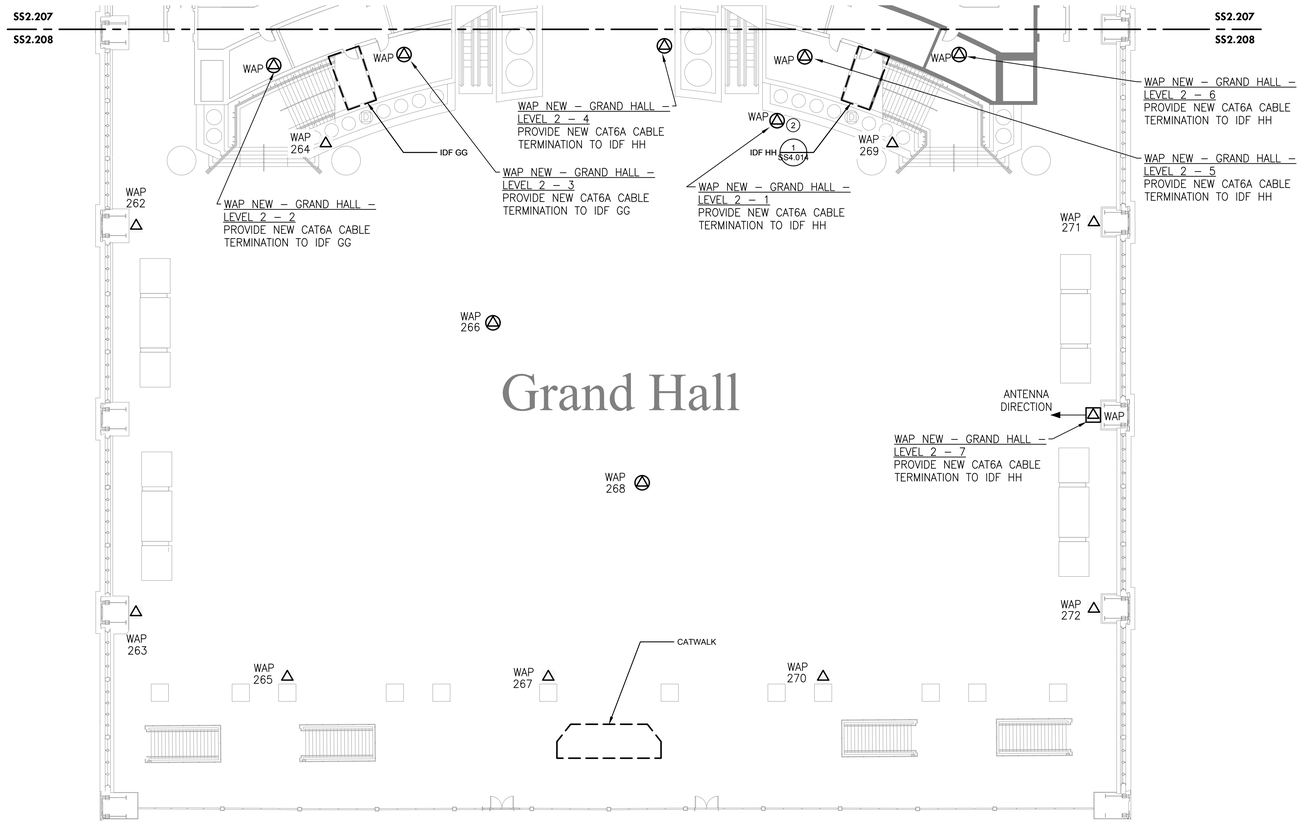


1 SS2.208 LEVEL 2 - NEW WAP GRAND HALL

Scale: 1/16" = 1'-0"

| WIRELESS ACCESS POINT QUANTITIES | | | |
|---|---|---|---|
| DESCRIPTION | EXISTING DEVICES TOTAL QTY | NEW DEVICES TOTAL QTY | NET CHANGE TOTAL QTY |
| ACCESS POINT | 11 | 18 | 7 |
| TOTAL | 11 | 18 | 7 |

## GENERAL NOTES:

1. PROVIDE NEW ACCESS POINTS WIFI 6 OR BETTER. ACCESS POINTS TO REUSE MOUNTING BRACKETS OR OTHERWISE AS INDICATED WHEN DEVICE IS WALL-MOUNTED OR CEILING MOUNTED AS PROVIDED IN THE INSTALLATION DETAILS.

## KEYED NOTES ⓧ:

1. NOT USED.
2. PROVIDE ADDITIONAL ACCESS POINT TO PROVIDE COVERAGE.

MEP / FP Engineer
ARORA
ARORA ENGINEERS, INC.
1600 MARKET STREET, SUITE 1630
PHILADELPHIA, PA. 19103
215.372.1365

Architect

Civil Engineer

Structural Engineer

Pennsylvania Convention Center PHILADELPHIA

Key Plan

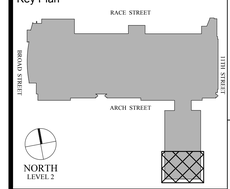


Seal

Revisions:

| NO. | DESCRIPTION | DATE |
|---|---|---|
| | | |
| | | |
| | | |
| | | |
| | | |
| | | |
| | | |
| | | |
| | | |

**PCCA WiFi UPGRADES**

1101 ARCH STREET
PHILADELPHIA, PA 19107
**PENNSYLVANIA CONVENTION CENTER AUTHORITY (PCCA)**

**LEVEL 2 - NEW WAP GRAND HALL**

| | |
|---|---|
| Project Number | 128620.001 |
| Date | 2021-09-30 |
| Drawn By | TB |
| Checked By | EH |

**SS2.208**

Scale: AS NOTED

ISSUED FOR BID

THIS DRAWING IS FORMATTED TO BE PRINTED AT 30" X 42"

J:\ACTIVE\128620.001 - PCCA - Facility-wide IT Wireless\DWGS\CAD_SS

10/7/2021 7:37:40 AM

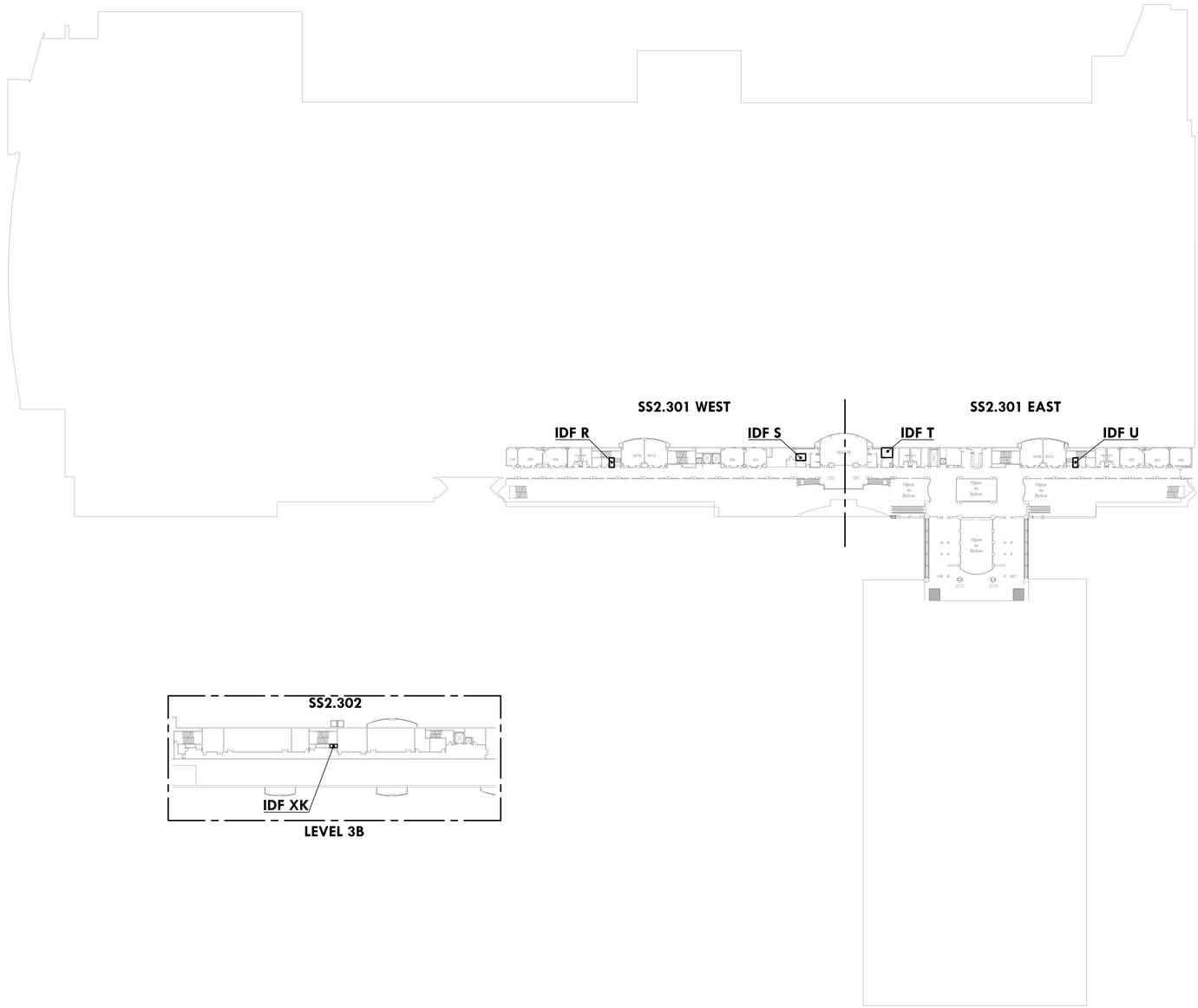





1 SS2.300 LEVEL 3 OVERALL KEY PLAN
Scale: 1/64" = 1'-0"

MEP / FP Engineer

ARORA
ARORA ENGINEERS, INC.
1600 MARKET STREET, SUITE 1630
PHILADELPHIA, PA. 19103
215.372.1365

Architect

Civil Engineer

Structural Engineer

Pennsylvania Convention Center PHILADELPHIA

Key Plan

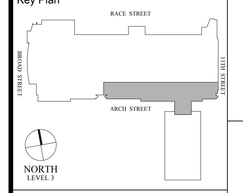


Seal

COMMONWEALTH OF PENNSYLVANIA
PROFESSIONAL
JOHN T. SHEEHEN
ENGINEER
No. 081081

Revisions:

| NO. | DESCRIPTION | DATE |
|---|---|---|
| | | |
| | | |
| | | |
| | | |
| | | |
| | | |
| | | |
| | | |

**PCCA WiFi UPGRADES**

1101 ARCH STREET
PHILADELPHIA, PA 19107
**PENNSYLVANIA CONVENTION CENTER AUTHORITY (PCCA)**

# LEVEL 3 OVERALL KEY PLAN

| | |
|---|---|
| Project Number | 128620.001 |
| Date | 2021-09-30 |
| Drawn By | TB |
| Checked By | EH |

**SS2.300**

| | |
|---|---|
| Scale | AS NOTED |

ISSUED FOR BID

THIS DRAWING IS FORMATTED TO BE PRINTED AT 30" X 42"

10/7/2021 7:37:45 AM J:\ACTIVE\128620.001 - PCCA - Facility-wide IT Wireless\DWGS\CAD_SS

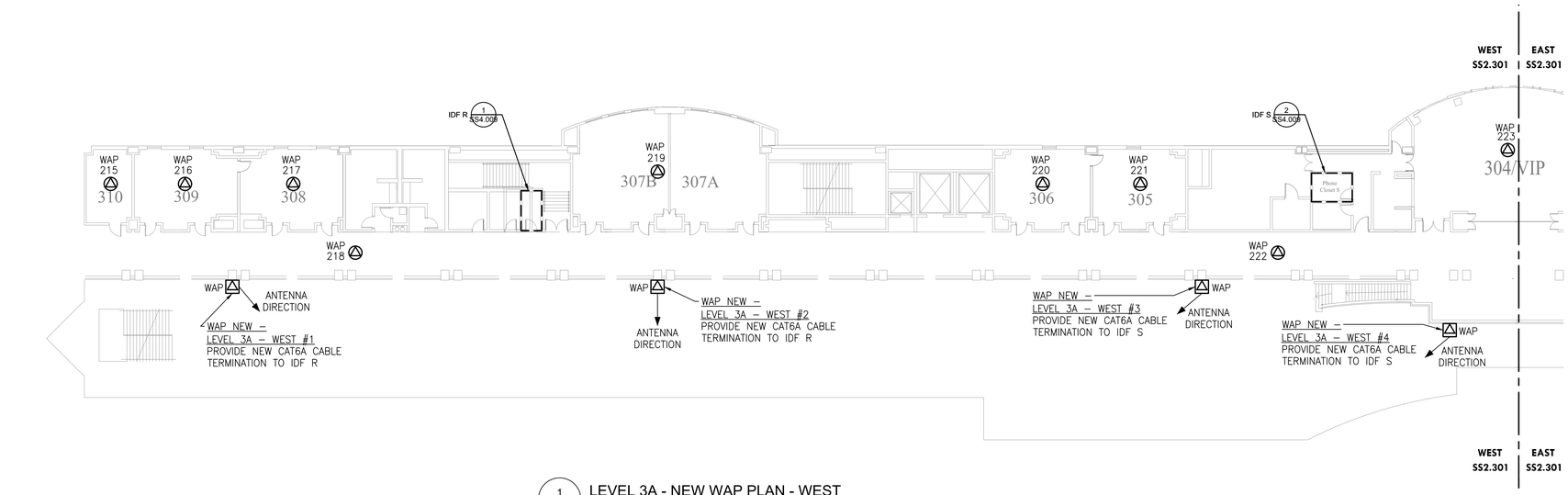


1 SS2.301 **LEVEL 3A - NEW WAP PLAN - WEST**

Scale: 1/16" = 1'-0"

| WIRELESS ACCESS POINT QUANTITIES | | | |
|---|---|---|---|
| DESCRIPTION | EXISTING DEVICES | NEW DEVICES | NET CHANGE |
| | TOTAL QTY | TOTAL QTY | TOTAL QTY |
| ACCESS POINT | 9 | 13 | 4 |
| TOTAL | 9 | 13 | 4 |

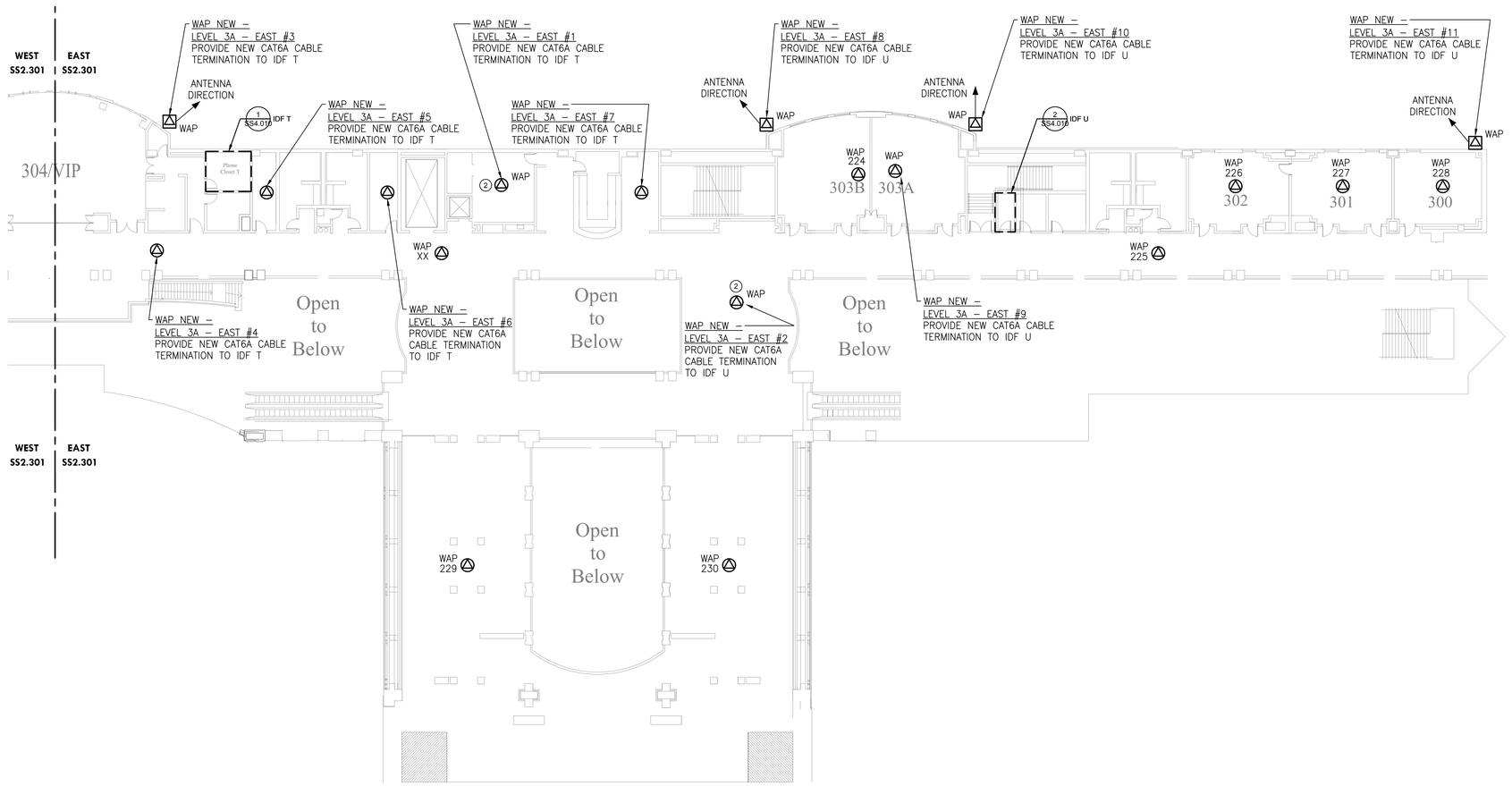


2 SS2.301 **LEVEL 3A - NEW WAP PLAN - EAST**

Scale: 1/16" = 1'-0"

| WIRELESS ACCESS POINT QUANTITIES | | | |
|---|---|---|---|
| DESCRIPTION | EXISTING DEVICES | NEW DEVICES | NET CHANGE |
| | TOTAL QTY | TOTAL QTY | TOTAL QTY |
| ACCESS POINT | 8 | 19 | 11 |
| TOTAL | 8 | 19 | 11 |

## GENERAL NOTES:

1. PROVIDE NEW ACCESS POINTS WIFI 6 OR BETTER. ACCESS POINTS TO REUSE MOUNTING BRACKETS OR OTHERWISE AS INDICATED WHEN DEVICE IS WALL-MOUNTED OR CEILING MOUNTED AS PROVIDED IN THE INSTALLATION DETAILS.

## KEYED NOTES ⓧ:

1. NOT USED.
2. PROVIDE ADDITIONAL ACCESS POINT TO PROVIDE COVERAGE.

MEP / FP Engineer
ARORA
ARORA ENGINEERS, INC.
1600 MARKET STREET, SUITE 1630
PHILADELPHIA, PA. 19103
215.372.1365

Architect

Civil Engineer

Structural Engineer

Pennsylvania Convention Center
PHILADELPHIA

Key Plan

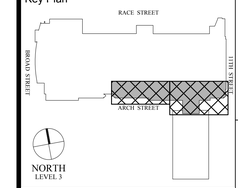


Seal

Revisions:

| NO. | DESCRIPTION | DATE |
|---|---|---|
| | | |
| | | |
| | | |
| | | |
| | | |
| | | |
| | | |
| | | |

**PCCA WiFi UPGRADES**

1101 ARCH STREET
PHILADELPHIA, PA 19107
**PENNSYLVANIA CONVENTION CENTER AUTHORITY (PCCA)**

**LEVEL 3A - NEW WAP PLAN**

| | |
|---|---|
| Project Number | 128620.001 |
| Date | 2021-09-30 |
| Drawn By | TB |
| Checked By | EH |

**SS2.301**

Scale AS NOTED

ISSUED FOR BID

THIS DRAWING IS FORMATTED TO BE PRINTED AT 30" X 42"

J:\ACTIVE\128620.001 - PCCA - Facility-wide IT Wireless\DWGS\CAD_SS

10/7/2021 7:37:51 AM

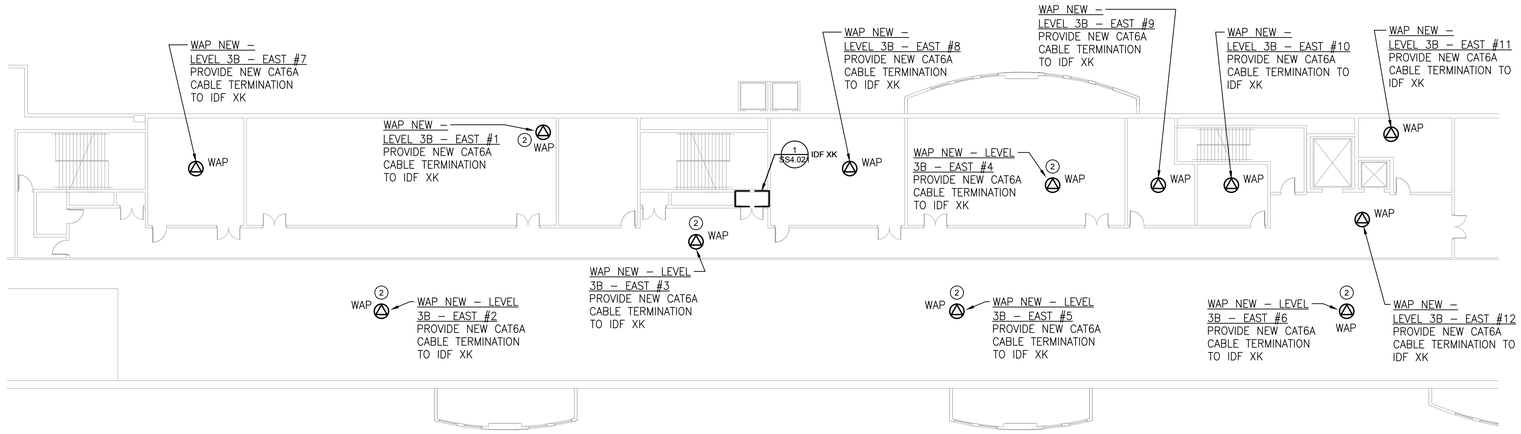


1 SS2.302 LEVEL 3B - NEW WAP PLAN

Scale: 1/16" = 1'-0"

| WIRELESS ACCESS POINT QUANTITIES | | | |
|---|---|---|---|
| DESCRIPTION | EXISTING DEVICES | NEW DEVICES | NET CHANGE |
| | TOTAL QTY | TOTAL QTY | TOTAL QTY |
| ACCESS POINT | 0 | 12 | 12 |
| TOTAL | 0 | 12 | 12 |

## GENERAL NOTES:

1. PROVIDE NEW ACCESS POINTS WIFI 6 OR BETTER. ACCESS POINTS TO REUSE MOUNTING BRACKETS OR OTHERWISE AS INDICATED WHEN DEVICE IS WALL-MOUNTED OR CEILING MOUNTED AS PROVIDED IN THE INSTALLATION DETAILS.

## KEYED NOTES ⓧ:

1. NOT USED.
2. PROVIDE ADDITIONAL ACCESS POINT TO PROVIDE COVERAGE.

MEP / FP Engineer
ARORA
ARORA ENGINEERS, INC.
1600 MARKET STREET, SUITE 1630
PHILADELPHIA, PA. 19103
215.372.1365

Architect

Civil Engineer

Structural Engineer

Pennsylvania Convention Center PHILADELPHIA

Key Plan

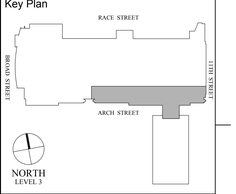


Seal

Revisions:

| NO. | DESCRIPTION | DATE |
|---|---|---|
| | | |
| | | |
| | | |
| | | |
| | | |
| | | |
| | | |
| | | |
| | | |

**PCCA WiFi UPGRADES**

1101 ARCH STREET
PHILADELPHIA, PA 19107
**PENNSYLVANIA CONVENTION CENTER AUTHORITY (PCCA)**

**LEVEL 3B - NEW WAP PLAN**

| | |
|---|---|
| Project Number | 128620.001 |
| Date | 2021-09-30 |
| Drawn By | TB |
| Checked By | EH |

**SS2.302**

Scale AS NOTED

ISSUED FOR BID

J:\ACTIVE\128620.001 - PCCA - Facility-wide IT Wireless\DWGS\CAD_SS
10/7/2021 7:37:56 AM
THIS DRAWING IS FORMATTED TO BE PRINTED AT 30" X 42"

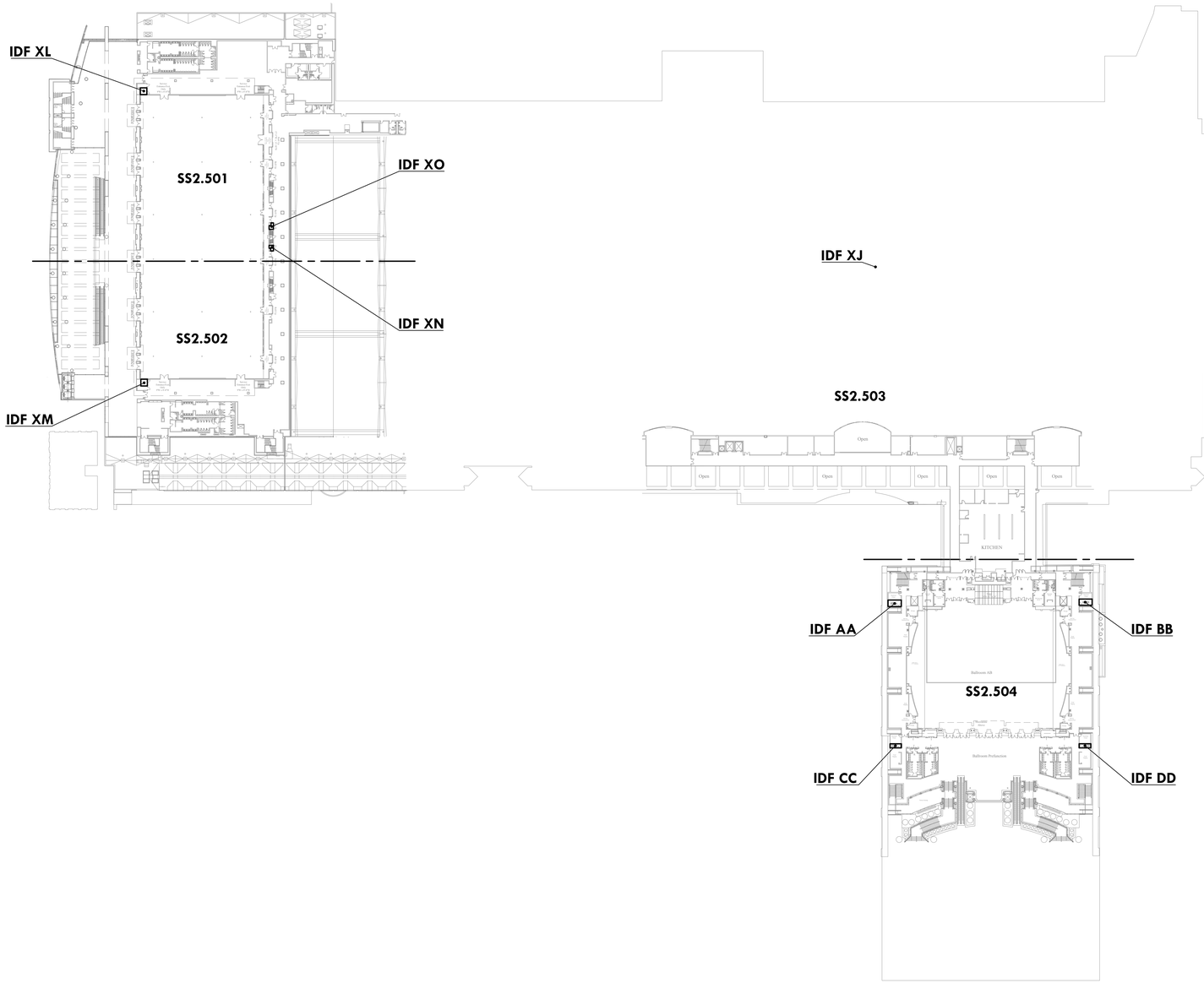


1 SS2.500 LEVEL 5 OVERALL KEY PLAN
Scale: 1/64" = 1'-0"

MEP / FP Engineer

ARORA

**ARORA ENGINEERS, INC.**
1600 MARKET STREET, SUITE 1630
PHILADELPHIA, PA. 19103
215.372.1365

Architect

Civil Engineer

Structural Engineer

Pennsylvania Convention Center PHILADELPHIA

Key Plan

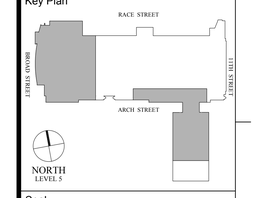


Seal

REGISTERED PROFESSIONAL JOSEPH T. SHEEHAN ENGINEER No. 091081 COMMONWEALTH OF PENNSYLVANIA

Revisions:

| NO. | DESCRIPTION | DATE |
|---|---|---|
| | | |
| | | |
| | | |
| | | |
| | | |
| | | |
| | | |
| | | |

**PCCA WiFi UPGRADES**

1101 ARCH STREET
PHILADELPHIA, PA 19107
**PENNSYLVANIA CONVENTION CENTER AUTHORITY (PCCA)**

**LEVEL 5 OVERALL KEY PLAN**

| | |
|---|---|
| Project Number | 128620.001 |
| Date | 2021-09-30 |
| Drawn By | TB |
| Checked By | EH |

**SS2.500**

| | |
|---|---|
| Scale | AS NOTED |

THIS DRAWING IS FORMATTED TO BE PRINTED AT 30" X 42"

ISSUED FOR BID

10/7/2021 7:38:02 AM J:\ACTIVE\128620.001 - PCCA - Facility-wide IT Wireless\DWGS\CAD_SS

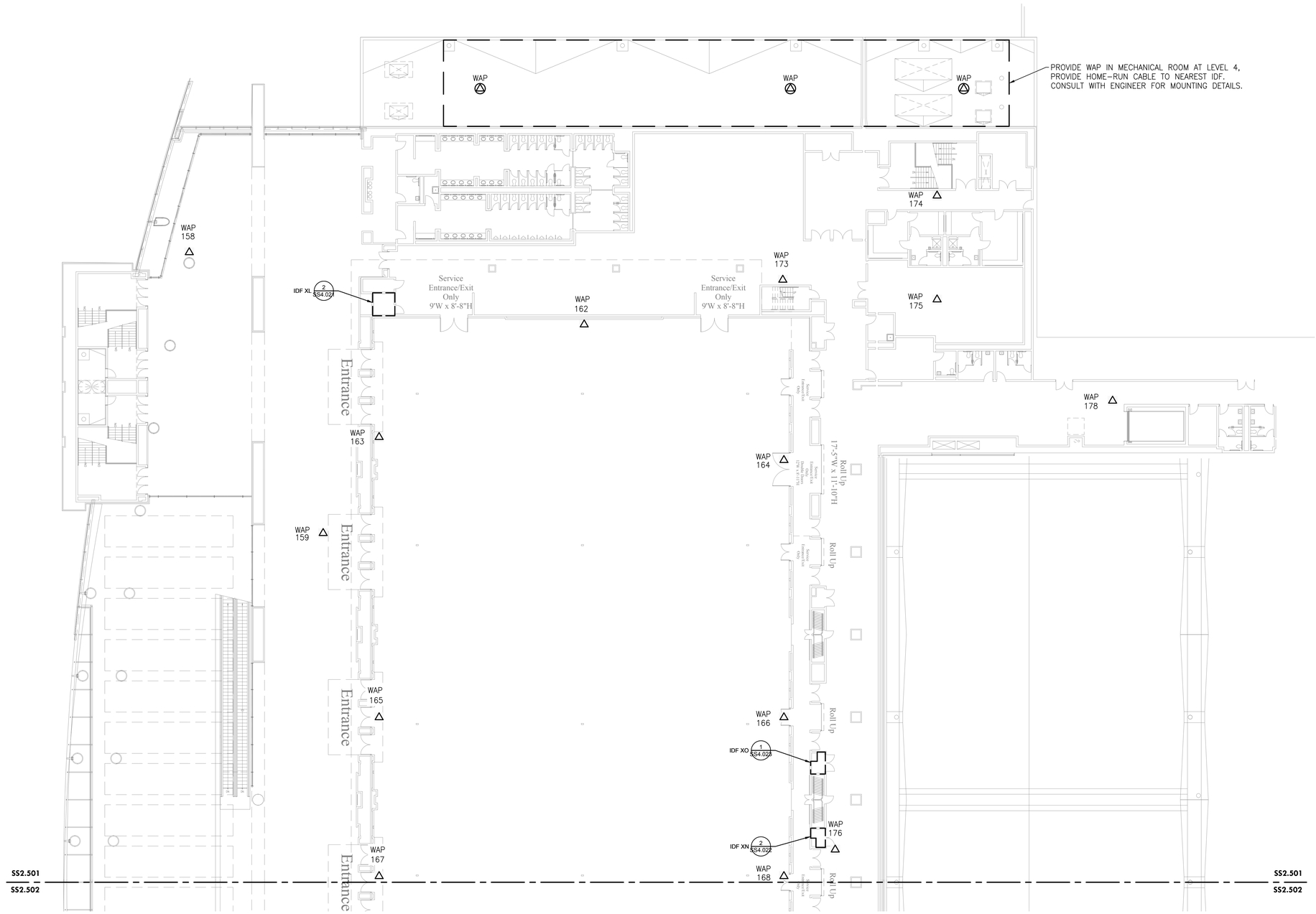


1 SS2.501 LEVEL 5 - NEW WAP PLAN NW

Scale: 1/16" = 1'-0"

| DESCRIPTION | WIRELESS ACCESS POINT QUANTITIES | | |
|---|---|---|---|
| | EXISTING DEVICES | NEW DEVICES | NET CHANGE |
| | TOTAL QTY | TOTAL QTY | TOTAL QTY |
| ACCESS POINT | 14 | 17 | 3 |
| TOTAL | 14 | 17 | 3 |

## GENERAL NOTES:

1. PROVIDE NEW ACCESS POINTS WIFI 6 OR BETTER. ACCESS POINTS TO REUSE MOUNTING BRACKETS OR OTHERWISE AS INDICATED WHEN DEVICE IS WALL-MOUNTED OR CEILING MOUNTED AS PROVIDED IN THE INSTALLATION DETAILS.

MEP / FP Engineer

ARORA

**ARORA ENGINEERS, INC.**
1600 MARKET STREET, SUITE 1630
PHILADELPHIA, PA. 19103
215.372.1365

Architect

Civil Engineer

Structural Engineer

Pennsylvania Convention Center PHILADELPHIA

Key Plan

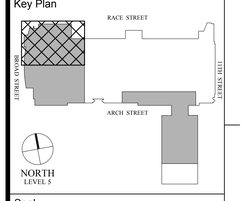


Seal

Revisions:

| NO. | DESCRIPTION | DATE |
|---|---|---|
| | | |
| | | |
| | | |
| | | |
| | | |
| | | |
| | | |
| | | |

**PCCA WiFi UPGRADES**

1101 ARCH STREET
PHILADELPHIA, PA 19107
**PENNSYLVANIA CONVENTION CENTER AUTHORITY (PCCA)**

**LEVEL 5 - NEW WAP PLAN NW**

| | |
|---|---|
| Project Number | 128620.001 |
| Date | 2021-09-30 |
| Drawn By | TB |
| Checked By | EH |

**SS2.501**

Scale AS NOTED

THIS DRAWING IS FORMATTED TO BE PRINTED AT 30" X 42"

J:\ACTIVE\128620.001 - PCCA - Facility-wide IT Wireless\DWGS\CAD_SS

10/7/2021 7:38:07 AM

**ISSUED FOR BID**

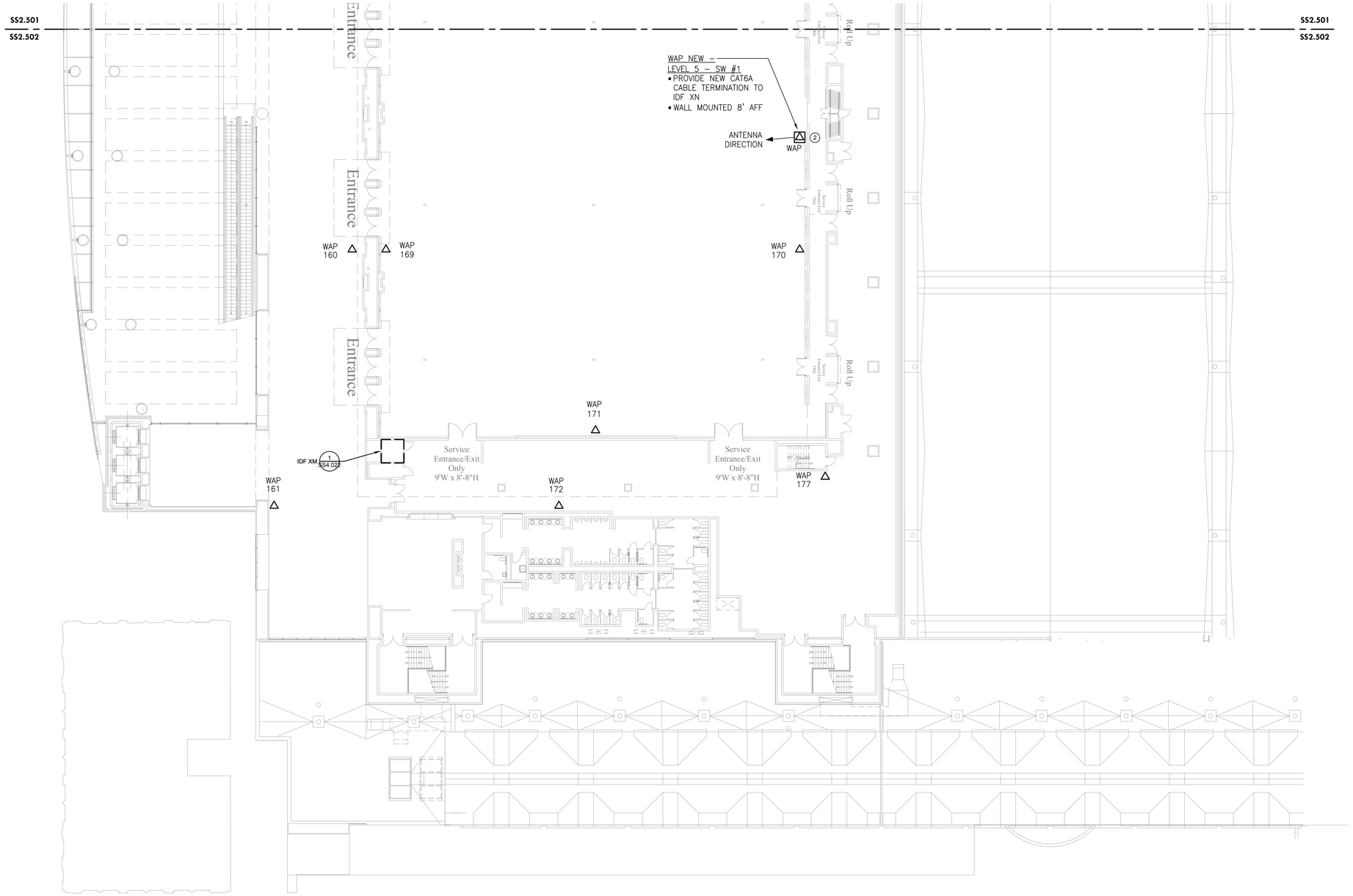


1 SS2.502 LEVEL 5 - NEW WAP PLAN SW

Scale: 1/16" = 1'-0"

| WIRELESS ACCESS POINT QUANTITIES | | | |
|---|---|---|---|
| DESCRIPTION | EXISTING DEVICES | NEW DEVICES | NET CHANGE |
| | TOTAL QTY | TOTAL QTY | TOTAL QTY |
| ACCESS POINT | 7 | 8 | 1 |
| TOTAL | 7 | 8 | 1 |

## GENERAL NOTES:

1. PROVIDE NEW ACCESS POINTS WIFI 6 OR BETTER. ACCESS POINTS TO REUSE MOUNTING BRACKETS OR OTHERWISE AS INDICATED WHEN DEVICE IS WALL-MOUNTED OR CEILING MOUNTED AS PROVIDED IN THE INSTALLATION DETAILS.

## KEYED NOTES ⓧ:

1. NOT USED.
2. PROVIDE ADDITIONAL ACCESS POINT TO PROVIDE COVERAGE.

MEP / FP Engineer
ARORA
ARORA ENGINEERS, INC.
1600 MARKET STREET, SUITE 1630
PHILADELPHIA, PA. 19103
215.372.1365

Architect

Civil Engineer

Structural Engineer

Pennsylvania Convention Center PHILADELPHIA

Key Plan

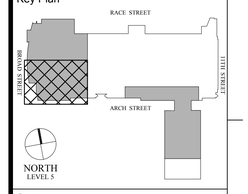


Seal

Revisions:

| NO. | DESCRIPTION | DATE |
|---|---|---|
| | | |
| | | |
| | | |
| | | |
| | | |
| | | |
| | | |
| | | |

**PCCA WiFi UPGRADES**

1101 ARCH STREET
PHILADELPHIA, PA 19107
**PENNSYLVANIA CONVENTION CENTER AUTHORITY (PCCA)**

**LEVEL 5 - NEW WAP PLAN SW**

| | |
|---|---|
| Project Number | 128620.001 |
| Date | 2021-09-30 |
| Drawn By | TB |
| Checked By | EH |

**SS2.502**

Scale AS NOTED

ISSUED FOR BID

10/7/2021 7:38:13 AM J:\ACTIVE\128620.001 - PCCA - Facility-wide IT Wireless\DWGS\CAD_SS
THIS DRAWING IS FORMATTED TO BE PRINTED AT 30" X 42"

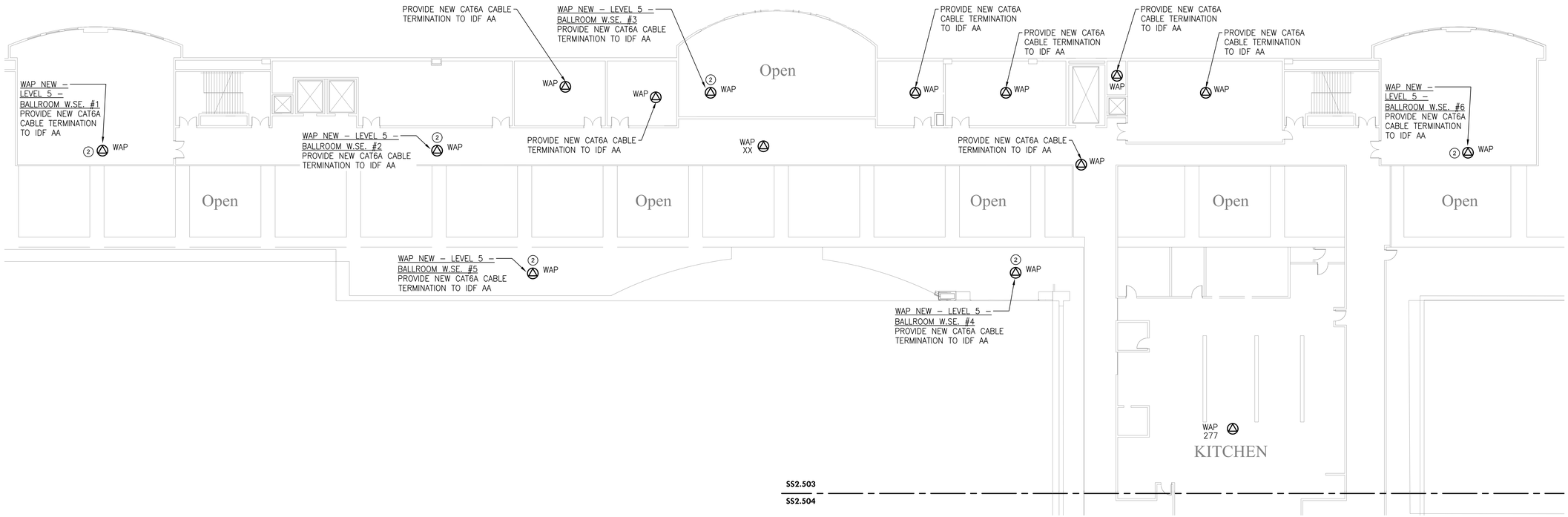


1 SS2.503 — LEVEL 5 - NEW WAP PLAN BALLROOM 'W' S.E

Scale: 1/16" = 1'-0"

| DESCRIPTION | WIRELESS ACCESS POINT QUANTITIES | | |
|---|---|---|---|
| | EXISTING DEVICES | NEW DEVICES | NET CHANGE |
| | TOTAL QTY | TOTAL QTY | TOTAL QTY |
| ACCESS POINT | 2 | 13 | 15 |
| TOTAL | 2 | 13 | 15 |

## GENERAL NOTES:

1. PROVIDE NEW ACCESS POINTS WIFI 6 OR BETTER. ACCESS POINTS TO REUSE MOUNTING BRACKETS OR OTHERWISE AS INDICATED WHEN DEVICE IS WALL-MOUNTED OR CEILING MOUNTED AS PROVIDED IN THE INSTALLATION DETAILS.

## KEYED NOTES ⓧ:

1. NOT USED.
2. PROVIDE ADDITIONAL ACCESS POINT TO PROVIDE COVERAGE.

MEP / FP Engineer
ARORA
ARORA ENGINEERS, INC.
1600 MARKET STREET, SUITE 1630
PHILADELPHIA, PA. 19103
215.372.1365

Architect

Civil Engineer

Structural Engineer

Pennsylvania Convention Center PHILADELPHIA

Key Plan

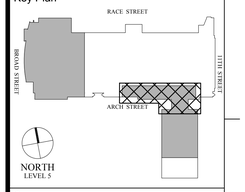


Seal

Revisions:

| NO. | DESCRIPTION | DATE |
|---|---|---|
| | | |
| | | |
| | | |
| | | |
| | | |
| | | |
| | | |
| | | |

**PCCA WiFi UPGRADES**

1101 ARCH STREET
PHILADELPHIA, PA 19107
**PENNSYLVANIA CONVENTION CENTER AUTHORITY (PCCA)**

**LEVEL 5 - NEW WAP PLAN BALLROOM 'W' S.E**

| | |
|---|---|
| Project Number | 128620.001 |
| Date | 2021-09-30 |
| Drawn By | TB |
| Checked By | EH |

**SS2.503**

Scale: AS NOTED

ISSUED FOR BID

THIS DRAWING IS FORMATTED TO BE PRINTED AT 30" X 42"

J:\ACTIVE\128620.001 - PCCA - Facility-wide IT Wireless\DWGS\CAD_SS

10/7/2021 7:38:17 AM

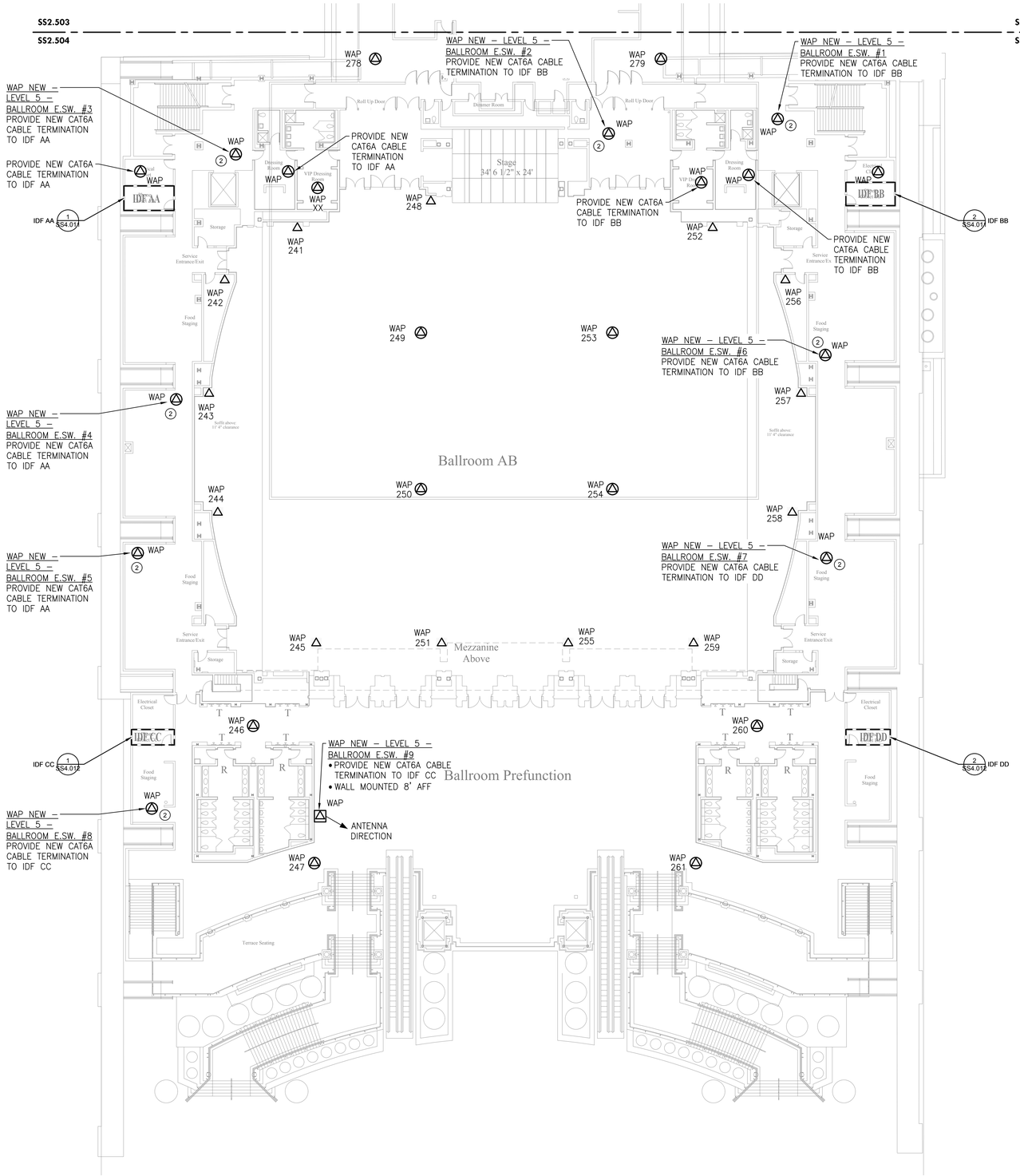


1 SS2.504 LEVEL 5 - NEW WAP PLAN BALLROOM 'E' S.W

Scale: 1/16" = 1'-0"

| WIRELESS ACCESS POINT QUANTITIES | | | |
|---|---|---|---|
| DESCRIPTION | EXISTING DEVICES | NEW DEVICES | NET CHANGE |
| | TOTAL QTY | TOTAL QTY | TOTAL QTY |
| ACCESS POINT | 24 | 38 | 14 |
| TOTAL | 24 | 38 | 14 |

## GENERAL NOTES:

1. PROVIDE NEW ACCESS POINTS WIFI 6 OR BETTER. ACCESS POINTS TO REUSE MOUNTING BRACKETS OR OTHERWISE AS INDICATED WHEN DEVICE IS WALL-MOUNTED OR CEILING MOUNTED AS PROVIDED IN THE INSTALLATION DETAILS.

## KEYED NOTES ⓧ:

1. NOT USED.
2. PROVIDE ADDITIONAL ACCESS POINT TO PROVIDE COVERAGE.

MEP / FP Engineer
ARORA
ARORA ENGINEERS, INC.
1600 MARKET STREET, SUITE 1630
PHILADELPHIA, PA. 19103
215.372.1365

Architect

Civil Engineer

Structural Engineer

Pennsylvania Convention Center PHILADELPHIA

Key Plan

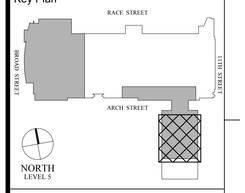


Seal

Revisions:

| NO. | DESCRIPTION | DATE |
|---|---|---|
| | | |

**PCCA WiFi UPGRADES**

1101 ARCH STREET
PHILADELPHIA, PA 19107
**PENNSYLVANIA CONVENTION CENTER AUTHORITY (PCCA)**

**LEVEL 5 - NEW WAP PLAN BALLROOM 'E' S.W**

| | |
|---|---|
| Project Number | 128620.001 |
| Date | 2021-09-30 |
| Drawn By | TB |
| Checked By | EH |
| **SS2.504** | |
| Scale | AS NOTED |

**ISSUED FOR BID**

10/7/2021 7:38:22 AM J:\ACTIVE\128620.001 - PCCA - Facility-wide IT Wireless\DWGS\CAD_SS
THIS DRAWING IS FORMATTED TO BE PRINTED AT 30" X 42"

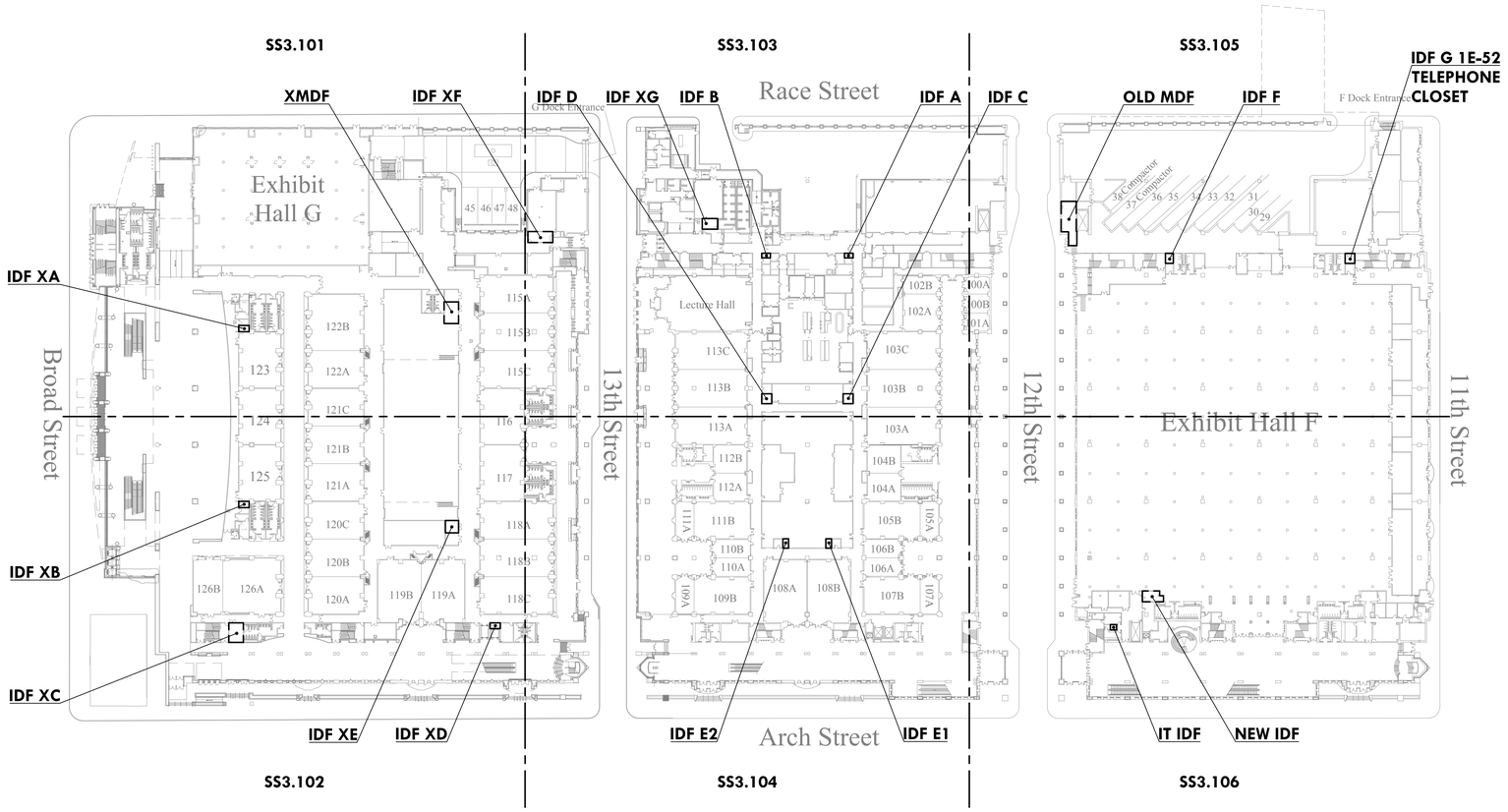


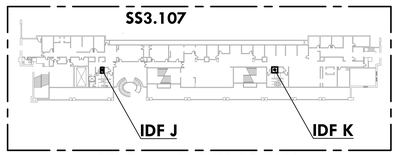


LEVEL 1 - ADMIN OFFICES

1 SS3.100 LEVEL 1 OVERALL KEY PLAN
Scale: 1/64" = 1'-0"

MEP / FP Engineer

ARORA

**ARORA ENGINEERS, INC.**
1600 MARKET STREET, SUITE 1630
PHILADELPHIA, PA. 19103
215.372.1365

Architect

Civil Engineer

Structural Engineer

Pennsylvania Convention Center PHILADELPHIA

Key Plan

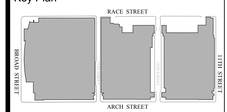


NORTH
LEVEL 1

Seal

COMMONWEALTH OF PENNSYLVANIA
REGISTERED PROFESSIONAL
JASON T. SHEDEN
ENGINEER
No. 081081

Revisions:

| NO. | DESCRIPTION | DATE |
|---|---|---|
| | | |
| | | |
| | | |
| | | |
| | | |
| | | |
| | | |
| | | |

**PCCA WiFi UPGRADES**

1101 ARCH STREET
PHILADELPHIA, PA 19107
**PENNSYLVANIA CONVENTION CENTER AUTHORITY (PCCA)**

**LEVEL 1 OVERALL KEY PLAN**

| | |
|---|---|
| Project Number | 128620.001 |
| Date | 2021-09-30 |
| Drawn By | TB |
| Checked By | EH |

**SS3.100**

Scale AS NOTED

**ISSUED FOR BID**

J:\ACTIVE\128620.001 - PCCA - Facility-wide IT Wireless\DWGS\CAD_SS
10/7/2021 7:38:28 AM
THIS DRAWING IS FORMATTED TO BE PRINTED AT 30" X 42"

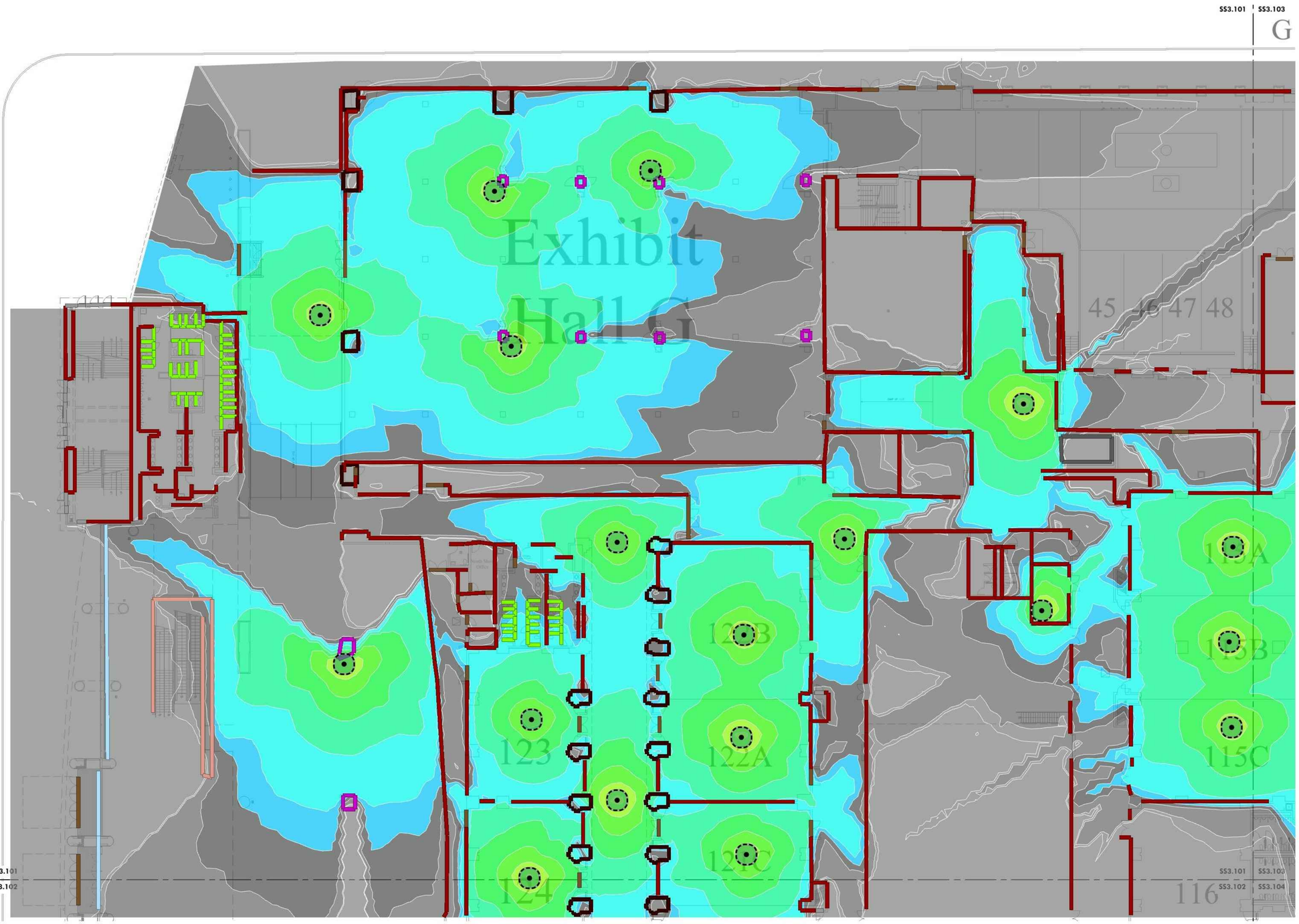


1 SS3.101A LEVEL 1 - EXISTING HEAT MAP PLAN NW
Scale: 1/16" = 1'-0"

≤ -76 dBm | -67 | ≥ -24 dBm

ISSUED FOR BID

MEP / FP Engineer
ARORA
ARORA ENGINEERS, INC.
1600 MARKET STREET, SUITE 1630
PHILADELPHIA, PA. 19103
215.372.1365

Architect

Civil Engineer

Structural Engineer

Pennsylvania Convention Center PHILADELPHIA

Key Plan

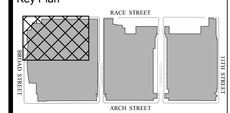


Seal

Revisions:

| NO. | DESCRIPTION | DATE |
|---|---|---|
| | | |
| | | |
| | | |
| | | |
| | | |
| | | |
| | | |
| | | |

**PCCA WiFi UPGRADES**

1101 ARCH STREET
PHILADELPHIA, PA 19107
**PENNSYLVANIA CONVENTION CENTER AUTHORITY (PCCA)**

**LEVEL 1 - EXISTING HEAT MAP PLAN NW**

| | |
|---|---|
| Project Number | 128620.001 |
| Date | 2021-09-30 |
| Drawn By | TB |
| Checked By | EH |

**SS3.101A**

Scale AS NOTED

THIS DRAWING IS FORMATTED TO BE PRINTED AT 30" X 42"

J:\ACTIVE\128620.001 - PCCA - Facility-wide IT Wireless\DWGS\CAD_SS

10/7/2021 7:38:32 AM

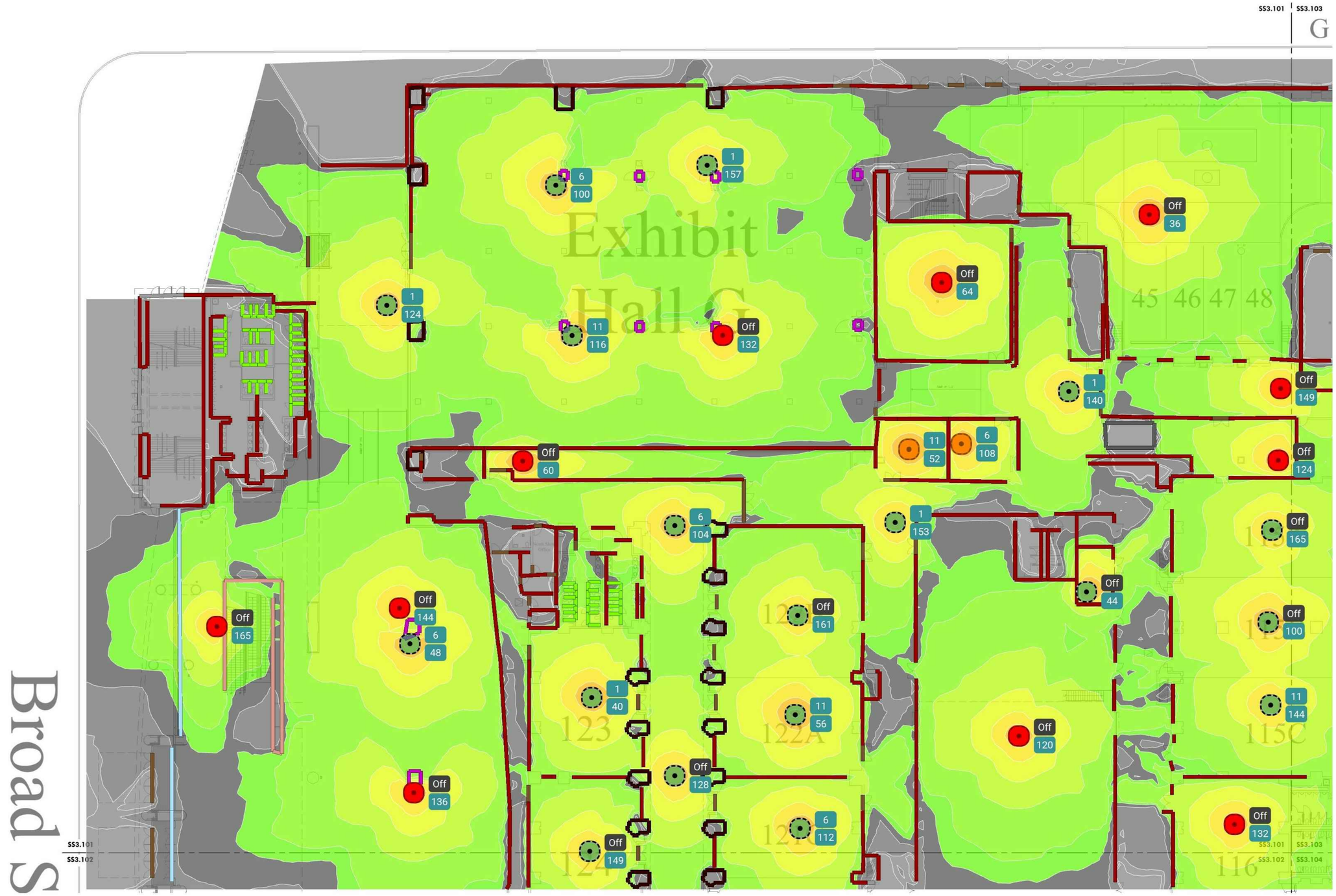


1 SS3.101B LEVEL 1 - NEW HEAT MAP PLAN NW
Scale: 1/16" = 1'-0"

≤ -76 dBm -67 ≥ -24 dBm

J:\ACTIVE\128620.001 - PCCA - Facility-wide IT Wireless\DWGS\CAD_SS

10/7/2021 7:38:36 AM

MEP / FP Engineer

ARORA

**ARORA ENGINEERS, INC.**
1600 MARKET STREET, SUITE 1630
PHILADELPHIA, PA. 19103
215.372.1365

Architect

Civil Engineer

Structural Engineer

Pennsylvania Convention Center PHILADELPHIA

Key Plan

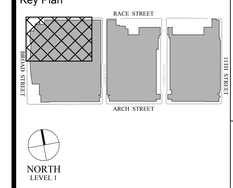


Seal

REGISTERED PROFESSIONAL ENGINEER No. 091081

Revisions:

| NO. | DESCRIPTION | DATE |
|---|---|---|
| | | |
| | | |
| | | |
| | | |
| | | |
| | | |
| | | |
| | | |
| | | |

**PCCA WiFi UPGRADES**

1101 ARCH STREET
PHILADELPHIA, PA 19107
**PENNSYLVANIA CONVENTION CENTER AUTHORITY (PCCA)**

**LEVEL 1 - NEW HEAT MAP PLAN NW**

| | |
|---|---|
| Project Number | 128620.001 |
| Date | 2021-09-30 |
| Drawn By | TB |
| Checked By | EH |

**SS3.101B**

Scale AS NOTED

THIS DRAWING IS FORMATTED TO BE PRINTED AT 30" X 42"

**ISSUED FOR BID**

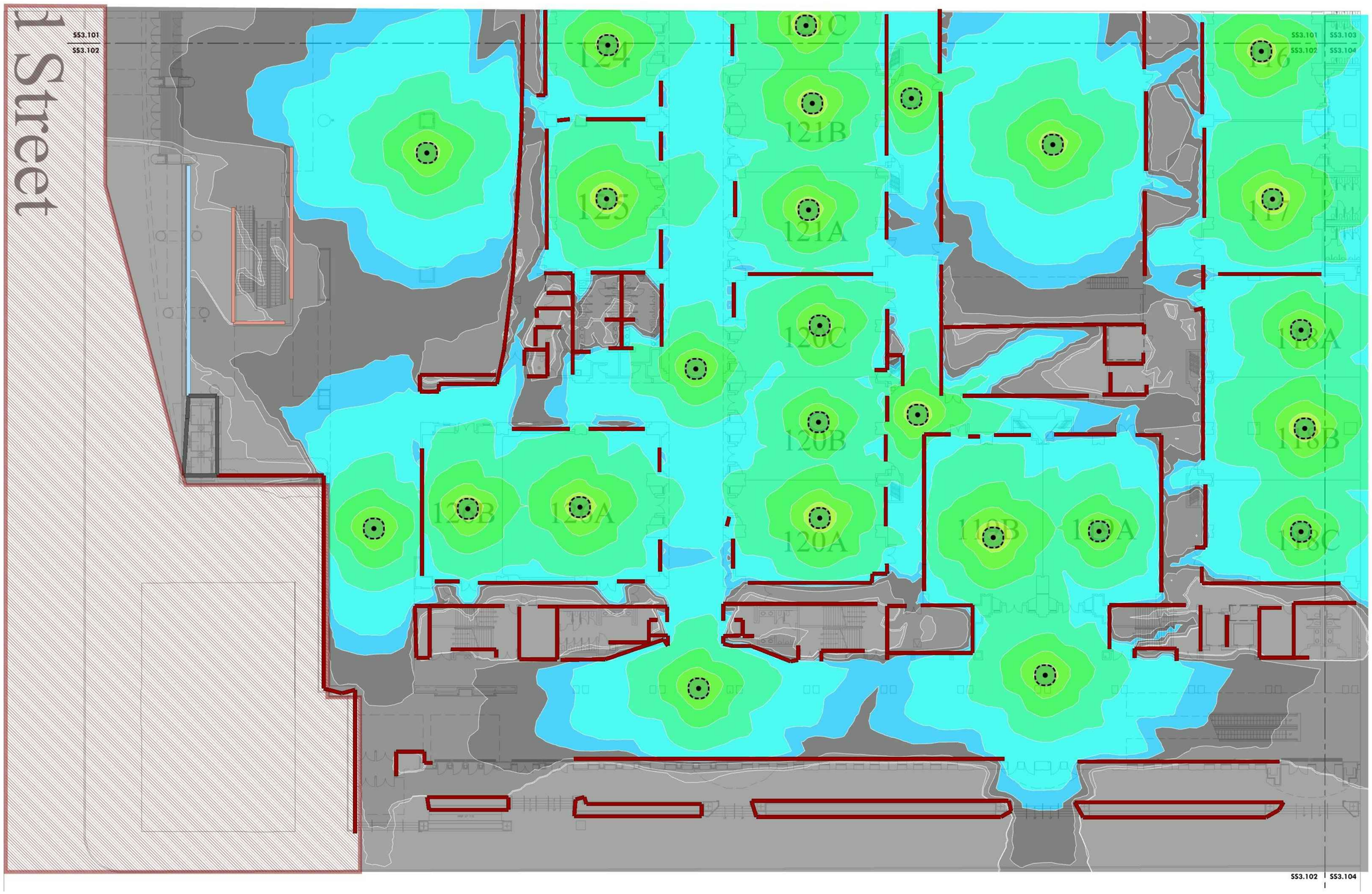


1 SS3.102A — LEVEL 1 - EXISTING HEAT MAP PLAN SW
Scale: 1/16" = 1'-0"

≤ -76 dBm | -67 | ≥ -24 dBm

MEP / FP Engineer

ARORA

**ARORA ENGINEERS, INC.**
1600 MARKET STREET, SUITE 1630
PHILADELPHIA, PA. 19103
215.372.1365

Architect

Civil Engineer

Structural Engineer

Pennsylvania Convention Center PHILADELPHIA

Key Plan

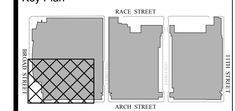


Seal

REGISTERED PROFESSIONAL JASON T. SHEEN ENGINEER No. 091081

Revisions:

| NO. | DESCRIPTION | DATE |
|---|---|---|
| | | |
| | | |
| | | |
| | | |
| | | |
| | | |
| | | |
| | | |

**PCCA WiFi UPGRADES**

1101 ARCH STREET
PHILADELPHIA, PA 19107
**PENNSYLVANIA CONVENTION CENTER AUTHORITY (PCCA)**

**LEVEL 1 - EXISTING HEAT MAP PLAN SW**

| | |
|---|---|
| Project Number | 128620.001 |
| Date | 2021-09-30 |
| Drawn By | TB |
| Checked By | EH |

**SS3.102A**

| | |
|---|---|
| Scale | AS NOTED |

THIS DRAWING IS FORMATTED TO BE PRINTED AT 30" X 42"

J:\ACTIVE\128620.001 - PCCA - Facility-wide IT Wireless\DWGS\CAD_SS

10/7/2021 7:38:41 AM

ISSUED FOR BID

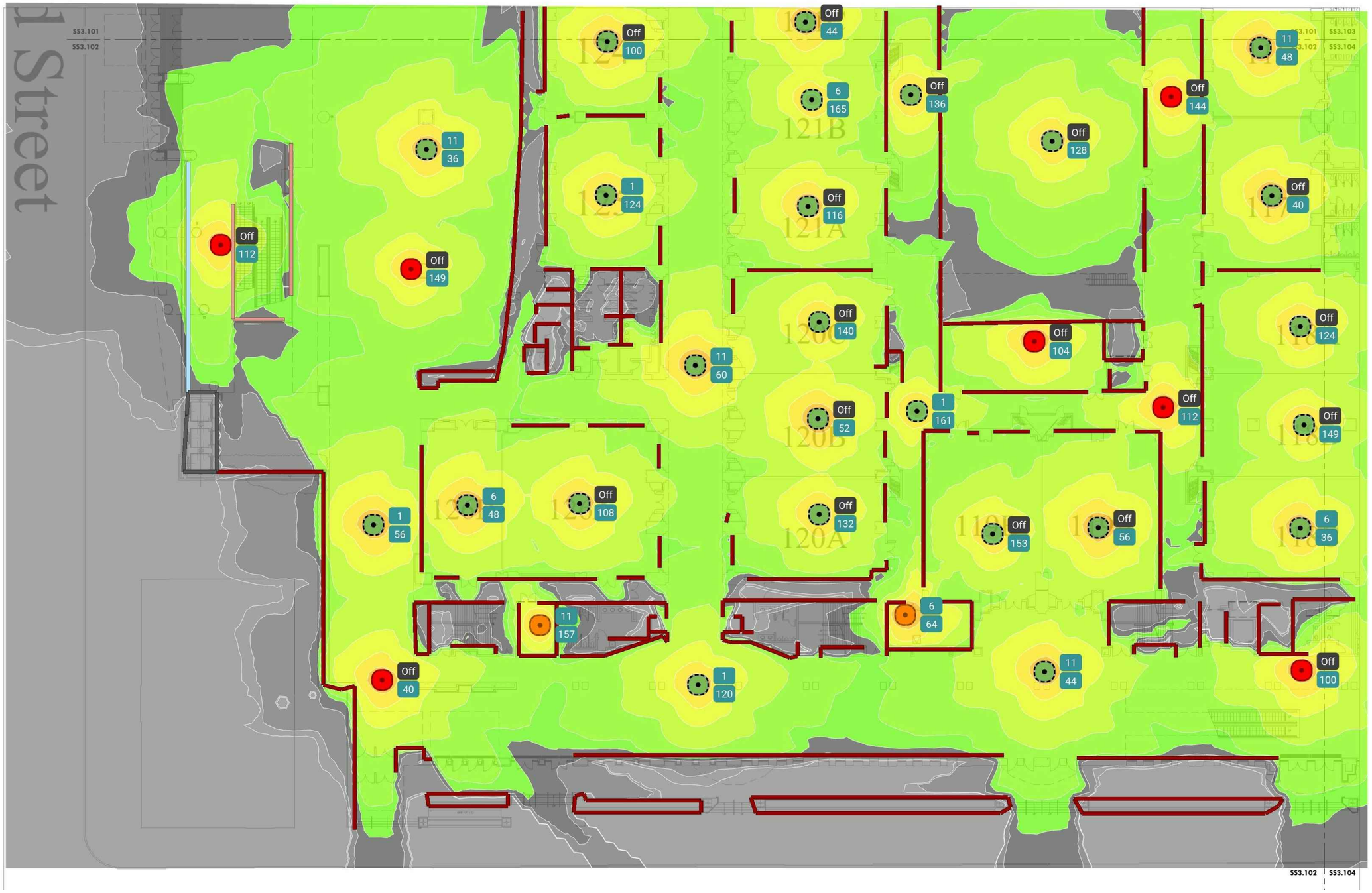


≤ -76 dBm -67 ≥ -24 dBm

1 / SS3.102B — LEVEL 1 - NEW HEAT MAP PLAN SW
Scale: 1/16" = 1'-0"

J:\ACTIVE\128620.001 - PCCA - Facility-wide IT Wireless\DWGS\CAD_SS

10/7/2021 7:38:45 AM

MEP / FP Engineer
ARORA
ARORA ENGINEERS, INC.
1600 MARKET STREET, SUITE 1630
PHILADELPHIA, PA. 19103
215.372.1365

Architect

Civil Engineer

Structural Engineer

Pennsylvania Convention Center PHILADELPHIA

Key Plan

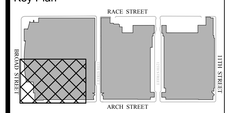


Seal

REGISTERED PROFESSIONAL ENGINEER No. 09108

Revisions:

| NO. | DESCRIPTION | DATE |
|---|---|---|
| | | |

**PCCA WiFi UPGRADES**

1101 ARCH STREET
PHILADELPHIA, PA 19107
**PENNSYLVANIA CONVENTION CENTER AUTHORITY (PCCA)**

**LEVEL 1 - NEW HEAT MAP PLAN SW**

| | |
|---|---|
| Project Number | 128620.001 |
| Date | 2021-09-30 |
| Drawn By | TB |
| Checked By | EH |

**SS3.102B**

Scale AS NOTED

THIS DRAWING IS FORMATTED TO BE PRINTED AT 30" X 42"

**ISSUED FOR BID**

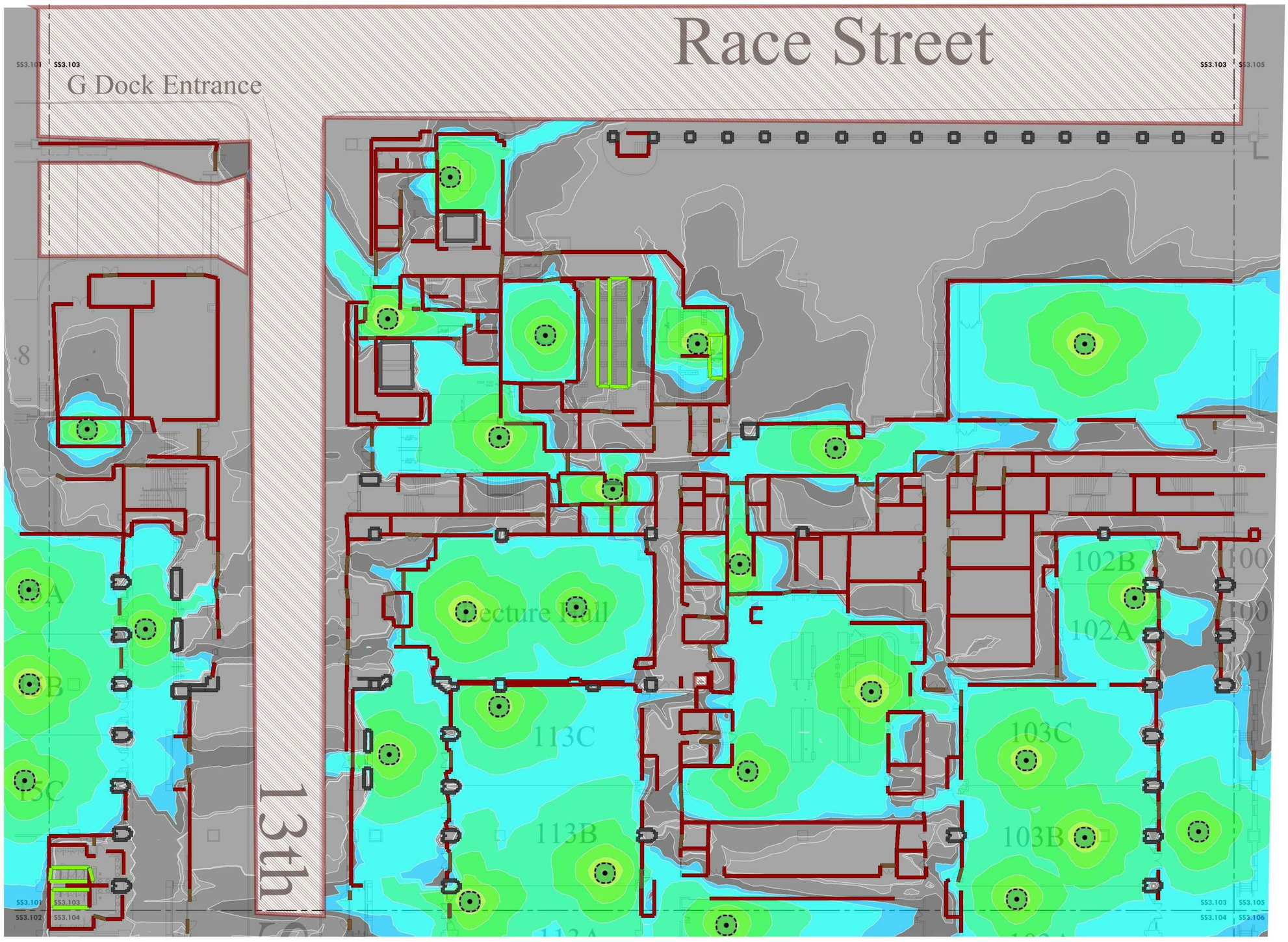


1 SS3.103A LEVEL 1 - EXISTING HEAT MAP PLAN NE
Scale: 1/16" = 1'-0"

≤ -76 dBm -67 ≥ -24 dBm

MEP / FP Engineer

ARORA

**ARORA ENGINEERS, INC.**
1600 MARKET STREET, SUITE 1630
PHILADELPHIA, PA. 19103
215.372.1365

Architect

Civil Engineer

Structural Engineer

Pennsylvania Convention Center PHILADELPHIA

Key Plan

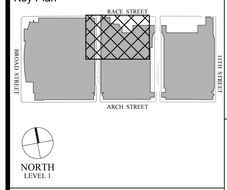


Seal

REGISTERED PROFESSIONAL
ENGINEER
No. 091081

Revisions:

| NO. | DESCRIPTION | DATE |
|---|---|---|
| | | |
| | | |
| | | |
| | | |
| | | |
| | | |
| | | |
| | | |
| | | |

**PCCA WiFi UPGRADES**

1101 ARCH STREET
PHILADELPHIA, PA 19107
**PENNSYLVANIA CONVENTION CENTER AUTHORITY (PCCA)**

**LEVEL 1 - EXISTING HEAT MAP PLAN NE**

| | |
|---|---|
| Project Number | 128620.001 |
| Date | 2021-09-30 |
| Drawn By | TB |
| Checked By | EH |

**SS3.103A**

Scale AS NOTED

**ISSUED FOR BID**

J:\ACTIVE\128620.001 - PCCA - Facility-wide IT Wireless\DWGS\CAD_SS
10/7/2021 7:38:49 AM

THIS DRAWING IS FORMATTED TO BE PRINTED AT 30" X 42"

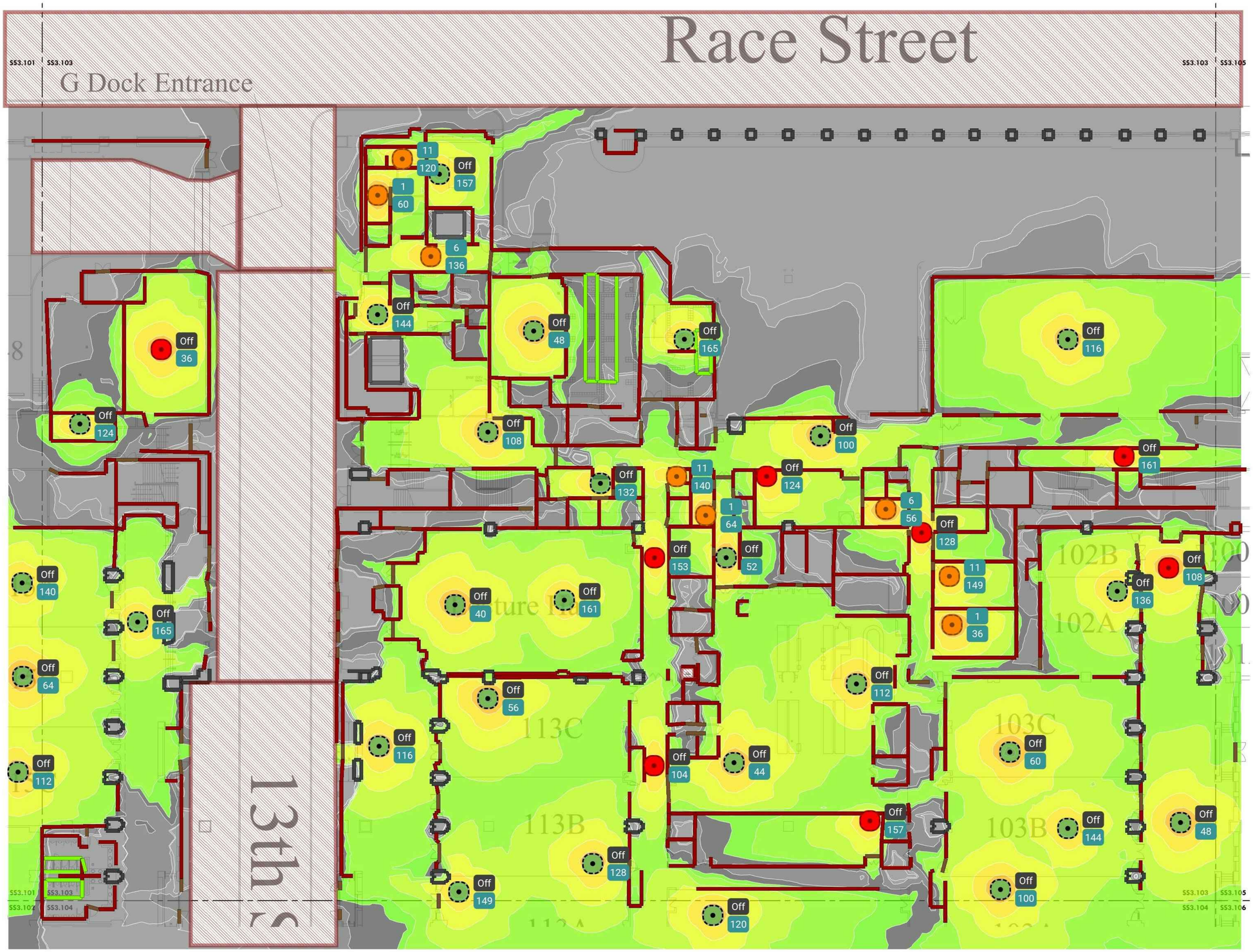


1 SS3.103B LEVEL 1 - NEW HEAT MAP PLAN NE
Scale: 1/16" = 1'-0"

≤ -76 dBm -67 ≥ -24 dBm

J:\ACTIVE\128620.001 - PCCA - Facility-wide IT Wireless\DWGS\CAD_SS

10/7/2021 7:38:54 AM

THIS DRAWING IS FORMATTED TO BE PRINTED AT 30" X 42"

ISSUED FOR BID

MEP / FP Engineer

ARORA

**ARORA ENGINEERS, INC.**
1600 MARKET STREET, SUITE 1630
PHILADELPHIA, PA. 19103
215.372.1365

Architect

Civil Engineer

Structural Engineer

Pennsylvania Convention Center PHILADELPHIA

Key Plan

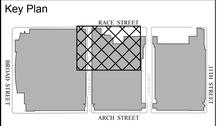


Seal

REGISTERED PROFESSIONAL ENGINEER No. 081081

Revisions:

| NO. | DESCRIPTION | DATE |
|---|---|---|
| | | |
| | | |
| | | |
| | | |
| | | |
| | | |
| | | |
| | | |
| | | |

**PCCA WiFi UPGRADES**

1101 ARCH STREET
PHILADELPHIA, PA 19107
**PENNSYLVANIA CONVENTION CENTER AUTHORITY (PCCA)**

**LEVEL 1 - NEW HEAT MAP PLAN NE**

| | |
|---|---|
| Project Number | 128620.001 |
| Date | 2021-09-30 |
| Drawn By | TB |
| Checked By | EH |

**SS3.103B**

Scale AS NOTED

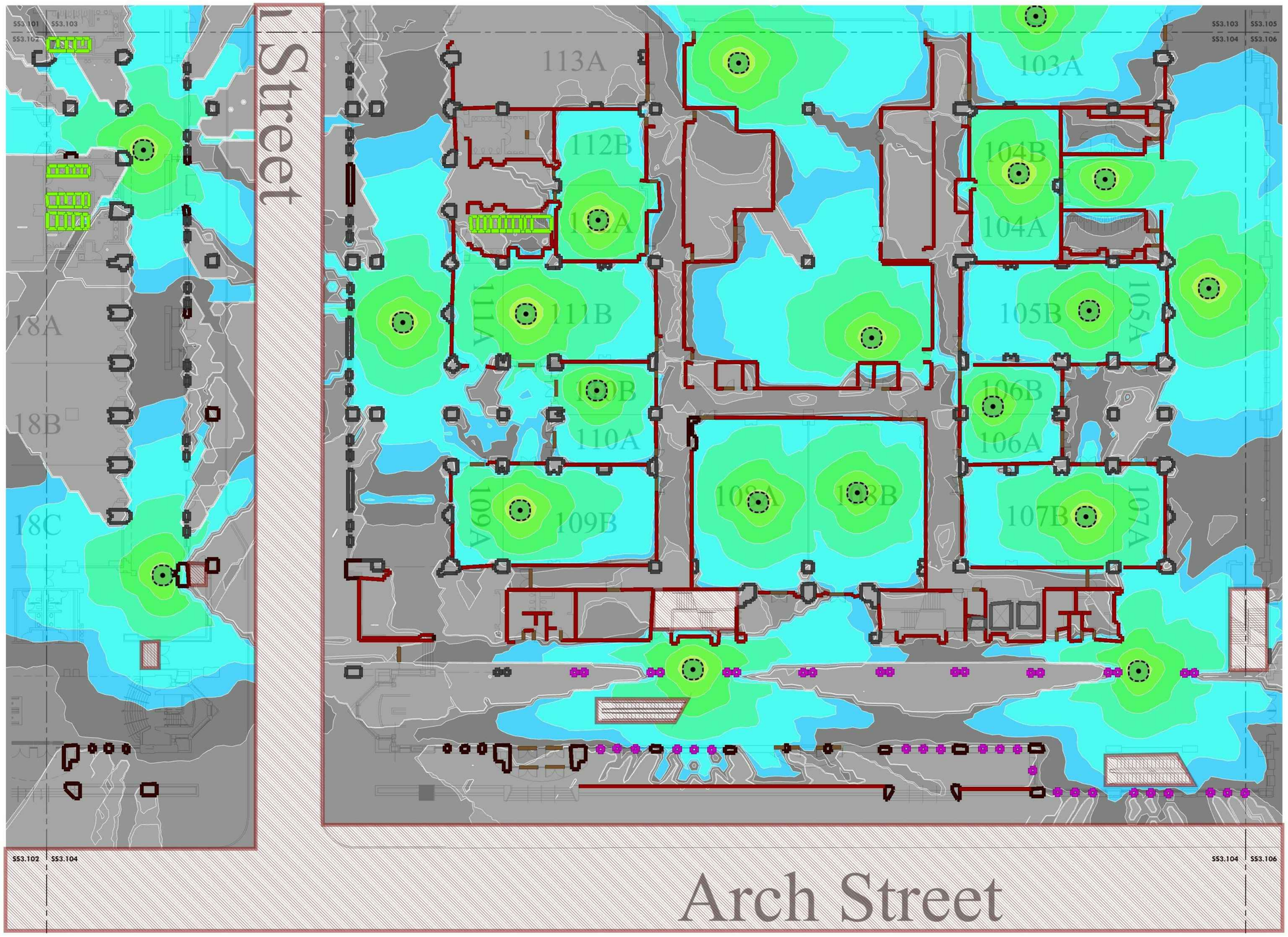


1 SS3.104A LEVEL 1 - EXISTING HEAT MAP PLAN SE
Scale: 1/16" = 1'-0"

≤ -76 dBm -67 ≥ -24 dBm

ISSUED FOR BID

MEP / FP Engineer
ARORA
ARORA ENGINEERS, INC.
1600 MARKET STREET, SUITE 1630
PHILADELPHIA, PA. 19103
215.372.1365

Architect

Civil Engineer

Structural Engineer

Pennsylvania Convention Center PHILADELPHIA

Key Plan

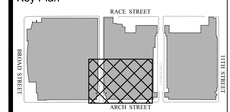


Seal

Revisions:

| NO. | DESCRIPTION | DATE |
|---|---|---|
| | | |
| | | |
| | | |
| | | |
| | | |
| | | |
| | | |
| | | |
| | | |

**PCCA WiFi UPGRADES**

1101 ARCH STREET
PHILADELPHIA, PA 19107
**PENNSYLVANIA CONVENTION CENTER AUTHORITY (PCCA)**

**LEVEL 1 - EXISTING HEAT MAP PLAN SE**

| | |
|---|---|
| Project Number | 128620.001 |
| Date | 2021-09-30 |
| Drawn By | TB |
| Checked By | EH |
| | **SS3.104A** |
| Scale | AS NOTED |

J:\ACTIVE\128620.001 - PCCA - Facility-wide IT Wireless\DWG\CAD_SS
10/7/2021 7:38:58 AM
THIS DRAWING IS FORMATTED TO BE PRINTED AT 30" X 42"

1 SS3.104B LEVEL 1 - NEW HEAT MAP PLAN SE
Scale: 1/16" = 1'-0"

≤ -76 dBm -67 ≥ -24 dBm

MEP / FP Engineer
ARORA
ARORA ENGINEERS, INC.
1600 MARKET STREET, SUITE 1630
PHILADELPHIA, PA. 19103
215.372.1365

Architect

Civil Engineer

Structural Engineer

Pennsylvania Convention Center PHILADELPHIA

Key Plan

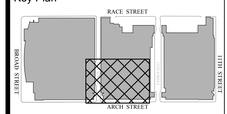


Seal

Revisions:

| NO. | DESCRIPTION | DATE |
|---|---|---|
| | | |
| | | |
| | | |
| | | |
| | | |
| | | |
| | | |
| | | |

**PCCA WiFi UPGRADES**

1101 ARCH STREET
PHILADELPHIA, PA 19107
**PENNSYLVANIA CONVENTION CENTER AUTHORITY (PCCA)**

**LEVEL 1 - NEW HEAT MAP PLAN SE**

| | |
|---|---|
| Project Number | 128620.001 |
| Date | 2021-09-30 |
| Drawn By | TB |
| Checked By | EH |

**SS3.104B**

Scale AS NOTED

ISSUED FOR BID

J:\ACTIVE\128620.001 - PCCA - Facility-wide IT Wireless\DWGS\CAD_SS
10/7/2021 7:39:02 AM
THIS DRAWING IS FORMATTED TO BE PRINTED AT 30" X 42"

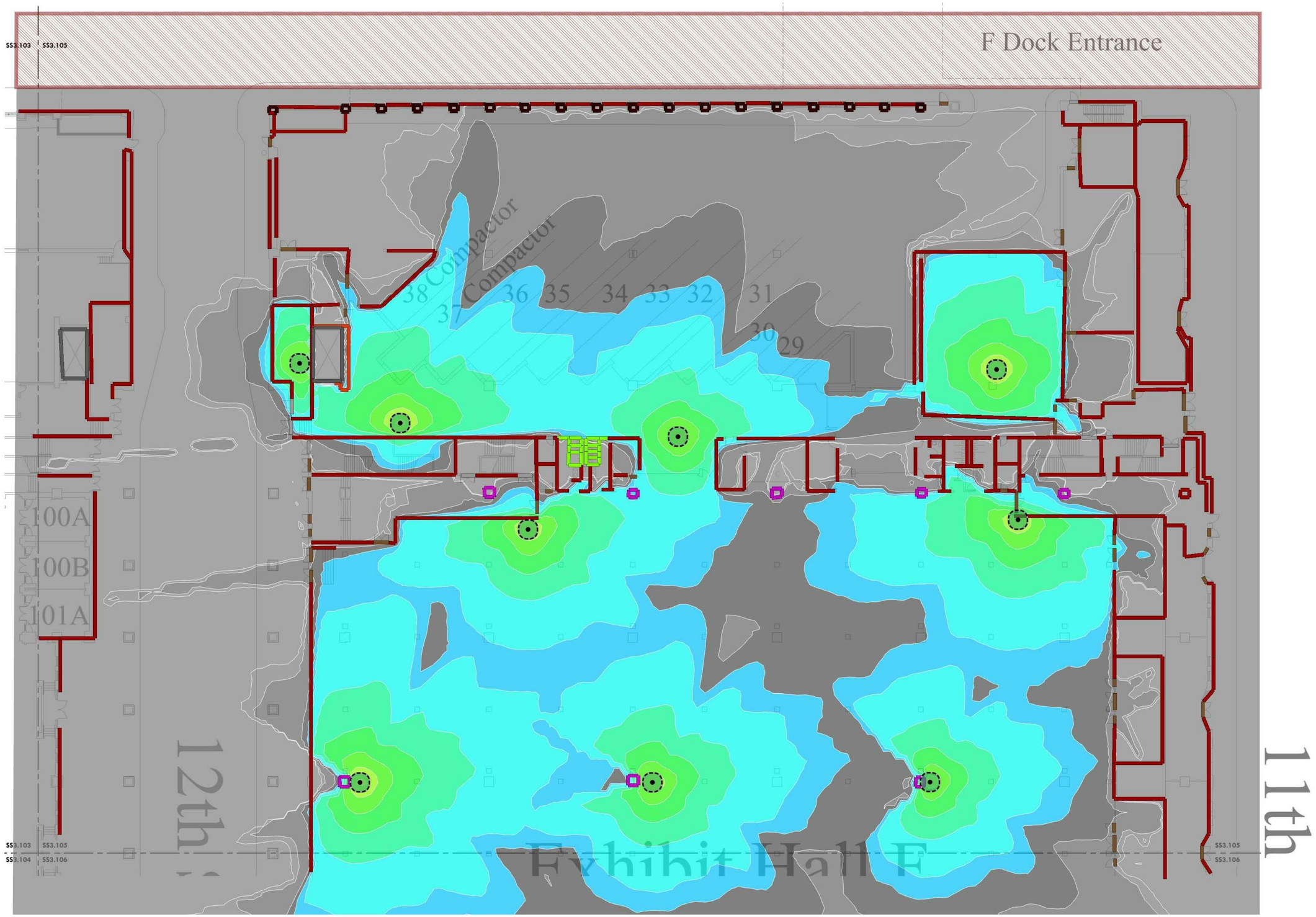


1 SS3.105A LEVEL 1 - EXISTING HEAT MAP PLAN NE EXHIBIT HALL F
Scale: 1/16" = 1'-0"

| ≤ -76 dBm | -67 | ≥ -24 dBm |
|---|---|---|

MEP / FP Engineer

ARORA ENGINEERS, INC.
1600 MARKET STREET, SUITE 1630
PHILADELPHIA, PA. 19103
215.372.1365

Architect

Civil Engineer

Structural Engineer

Pennsylvania Convention Center PHILADELPHIA

Key Plan

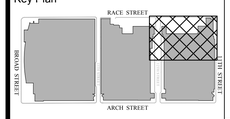


Seal

Revisions:

| NO. | DESCRIPTION | DATE |
|---|---|---|
| | | |

**PCCA WiFi UPGRADES**

1101 ARCH STREET
PHILADELPHIA, PA 19107
**PENNSYLVANIA CONVENTION CENTER AUTHORITY (PCCA)**

**LEVEL 1 - EXISTING HEAT MAP PLAN NE EXHIBIT HALL F**

| | |
|---|---|
| Project Number | 128620.001 |
| Date | 2021-09-30 |
| Drawn By | TB |
| Checked By | EH |

**SS3.105A**

| | |
|---|---|
| Scale | AS NOTED |

ISSUED FOR BID

J:\ACTIVE\128620.001 - PCCA - Facility-wide IT Wireless\DWGS\CAD_SS

10/7/2021 7:39:06 AM

THIS DRAWING IS FORMATTED TO BE PRINTED AT 30" X 42"

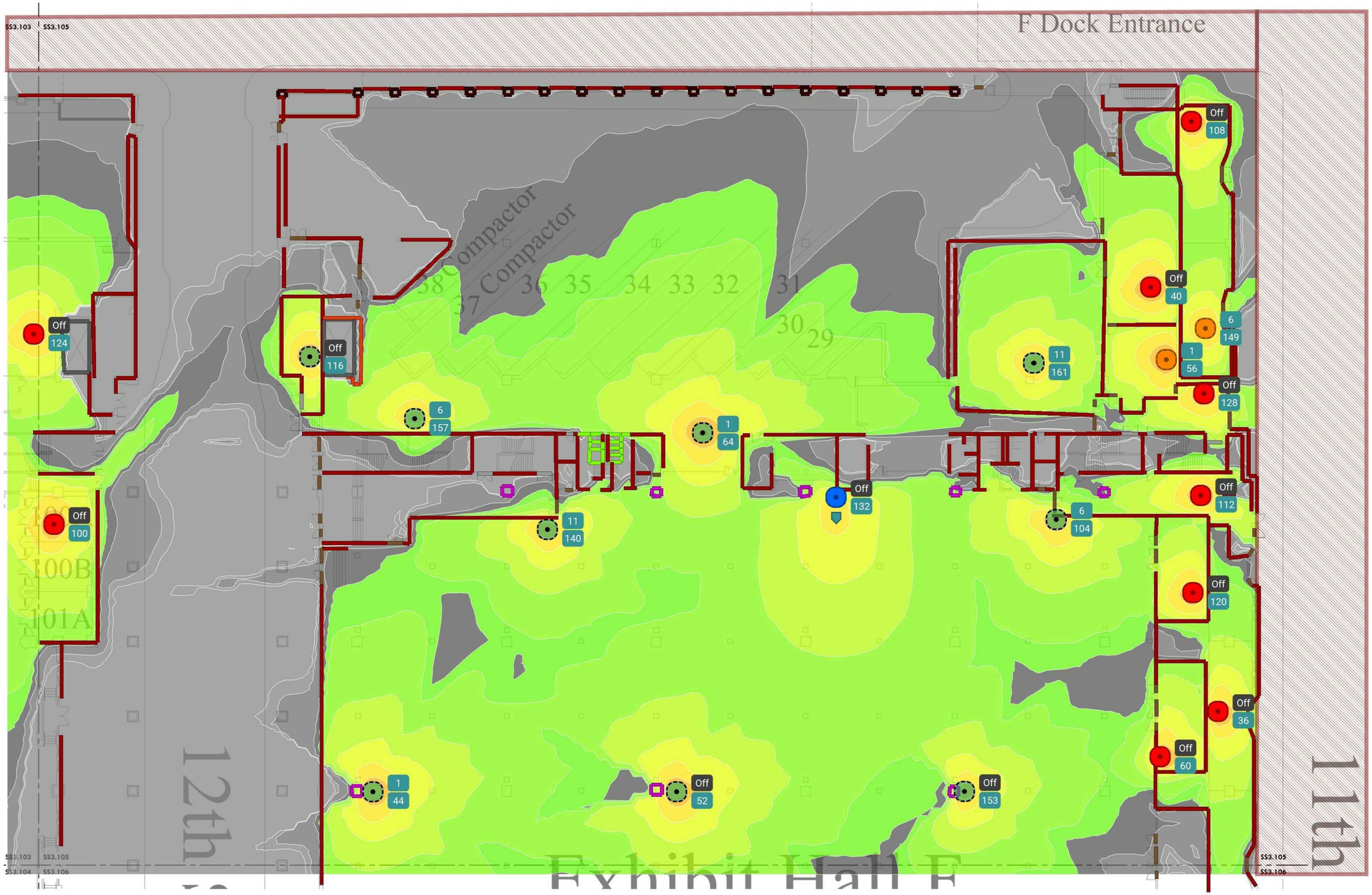


1 SS3.105B LEVEL 1 - NEW HEAT MAP PLAN NE EXHIBIT HALL F
Scale: 1/16" = 1'-0"

≤ -76 dBm -67 ≥ -24 dBm

J:\ACTIVE\128620.001 - PCCA - Facility-wide IT Wireless\DWGS\CAD_SS

10/7/2021 7:39:11 AM

THIS DRAWING IS FORMATTED TO BE PRINTED AT 30" X 42"

ISSUED FOR BID

MEP / FP Engineer

ARORA

ARORA ENGINEERS, INC.
1600 MARKET STREET, SUITE 1630
PHILADELPHIA, PA. 19103
215.372.1365

Architect

Civil Engineer

Structural Engineer

Pennsylvania Convention Center PHILADELPHIA

Key Plan

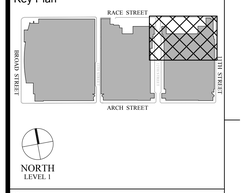


Seal

Revisions:

| NO. | DESCRIPTION | DATE |
|---|---|---|
| | | |
| | | |
| | | |
| | | |
| | | |
| | | |
| | | |
| | | |
| | | |

**PCCA WiFi UPGRADES**

1101 ARCH STREET
PHILADELPHIA, PA 19107
**PENNSYLVANIA CONVENTION CENTER AUTHORITY (PCCA)**

**LEVEL 1 - NEW HEAT MAP PLAN NE EXHIBIT HALL F**

| | |
|---|---|
| Project Number | 128620.001 |
| Date | 2021-09-30 |
| Drawn By | TB |
| Checked By | EH |

**SS3.105B**

Scale AS NOTED

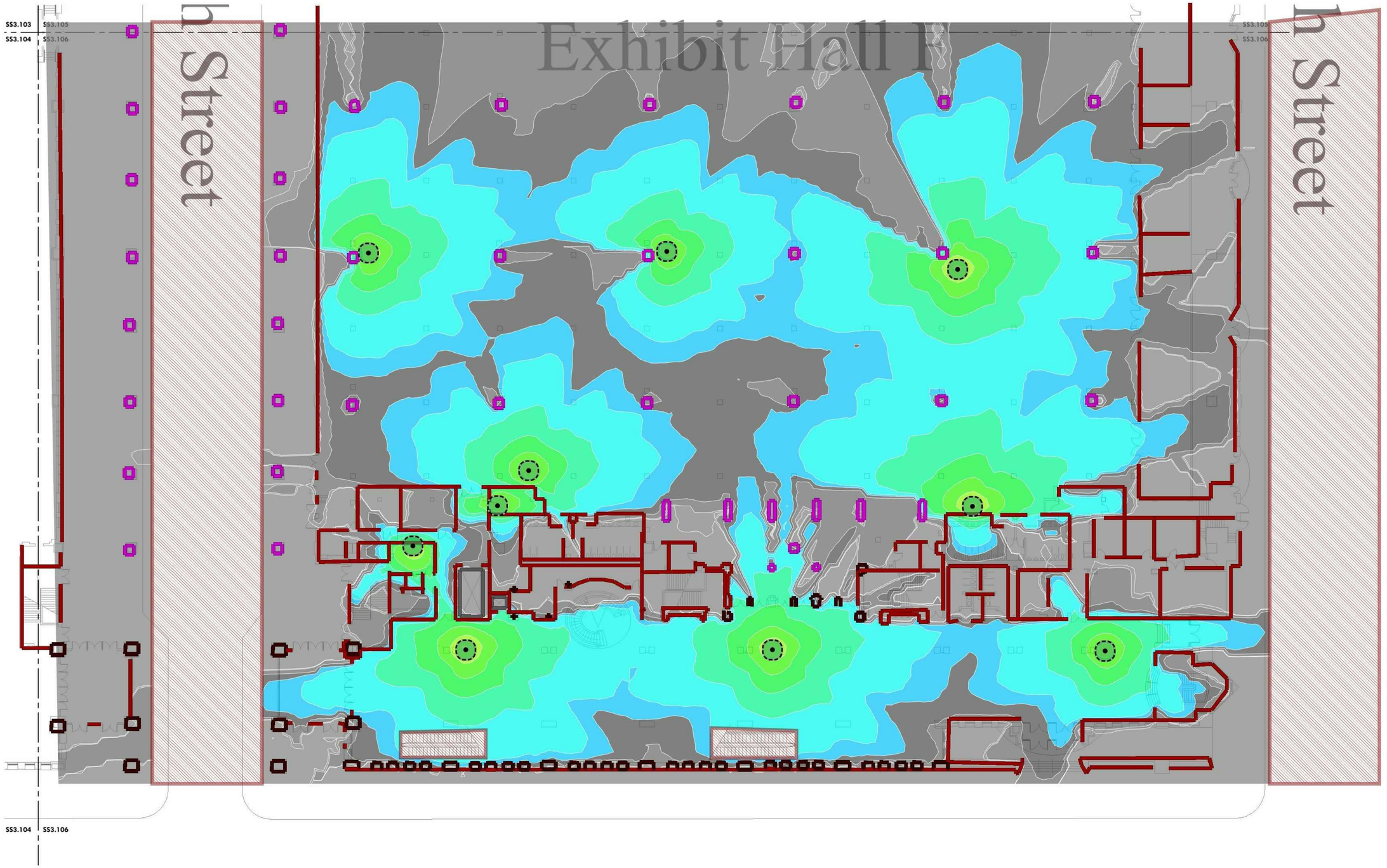


1 SS3.106A LEVEL 1 - EXISTING HEAT MAP PLAN SE EXHIBIT HALL F
Scale: 1/16" = 1'-0"

≤ -76 dBm | -67 | ≥ -24 dBm

ISSUED FOR BID

J:\ACTIVE\128620.001 - PCCA - Facility-wide IT Wireless\DWGS\CAD_SS

10/7/2021 7:39:17 AM

THIS DRAWING IS FORMATTED TO BE PRINTED AT 30" X 42"

MEP / FP Engineer

ARORA

**ARORA ENGINEERS, INC.**
1600 MARKET STREET, SUITE 1630
PHILADELPHIA, PA. 19103
215.372.1365

Architect

Civil Engineer

Structural Engineer

Pennsylvania Convention Center
PHILADELPHIA

Key Plan

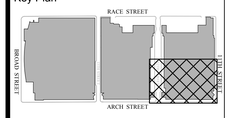


Seal

Revisions:

| NO. | DESCRIPTION | DATE |
|---|---|---|
| | | |
| | | |
| | | |
| | | |
| | | |
| | | |
| | | |
| | | |

**PCCA WiFi UPGRADES**

1101 ARCH STREET
PHILADELPHIA, PA 19107
**PENNSYLVANIA CONVENTION CENTER AUTHORITY (PCCA)**

**LEVEL 1 - EXISTING HEAT MAP PLAN SE EXHIBIT HALL F**

| | |
|---|---|
| Project Number | 128620.001 |
| Date | 2021-09-30 |
| Drawn By | TB |
| Checked By | EH |

**SS3.106A**

Scale AS NOTED

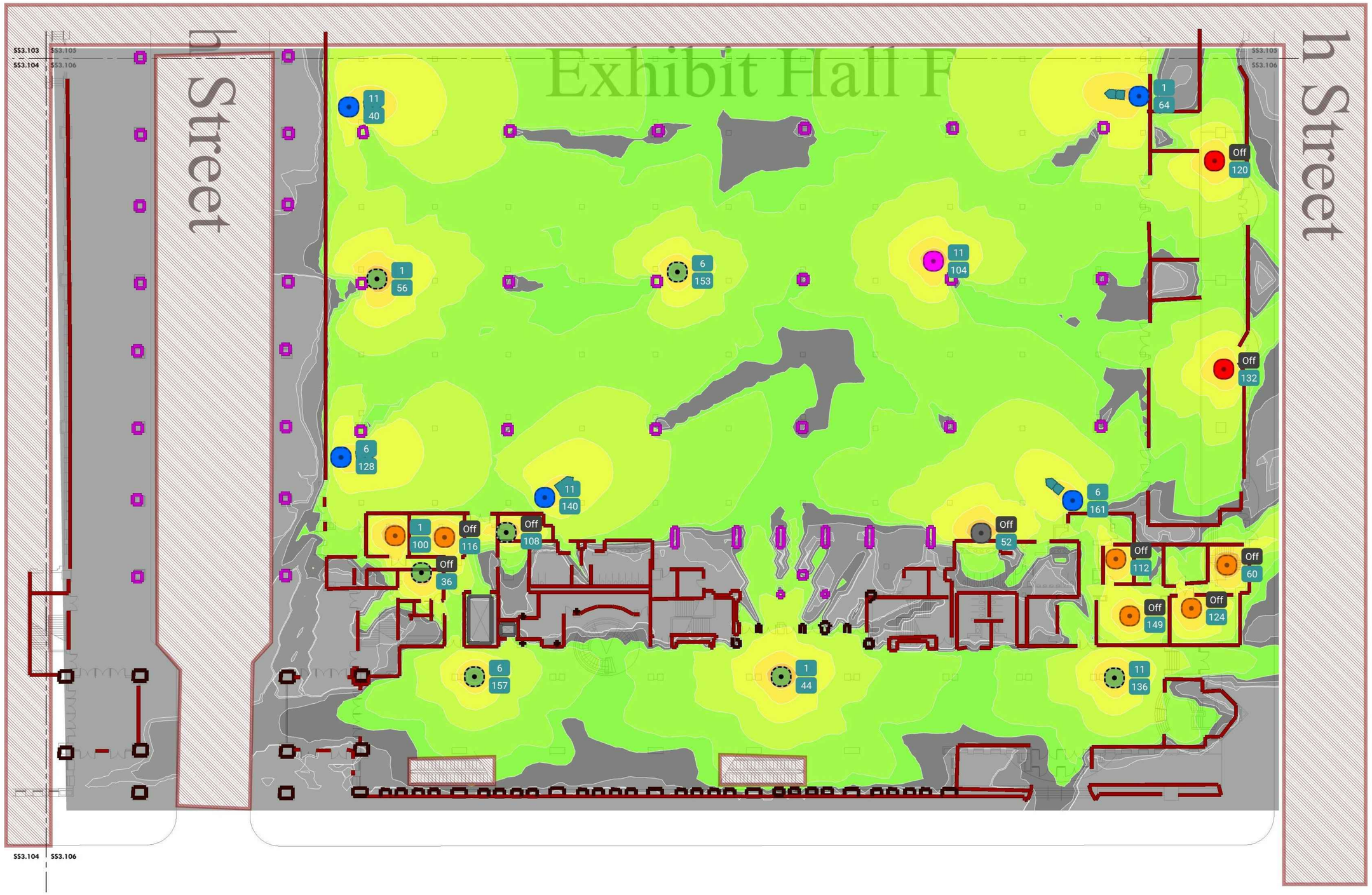


1 SS3.106B LEVEL 1 - NEW HEAT MAP PLAN SE EXHIBIT HALL F
Scale: 1/16" = 1'-0"

| ≤ -76 dBm | -67 | ≥ -24 dBm |
|---|---|---|

MEP / FP Engineer

ARORA

ARORA ENGINEERS, INC.
1600 MARKET STREET, SUITE 1630
PHILADELPHIA, PA. 19103
215.372.1365

Architect

Civil Engineer

Structural Engineer

Pennsylvania Convention Center PHILADELPHIA

Key Plan

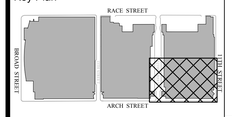


NORTH
LEVEL 1

Seal

Revisions:

| NO. | DESCRIPTION | DATE |
|---|---|---|
| | | |

**PCCA WiFi UPGRADES**

1101 ARCH STREET
PHILADELPHIA, PA 19107
**PENNSYLVANIA CONVENTION CENTER AUTHORITY (PCCA)**

**LEVEL 1 - NEW HEAT MAP PLAN SE EXHIBIT HALL F**

| | |
|---|---|
| Project Number | 128620.001 |
| Date | 2021-09-30 |
| Drawn By | TB |
| Checked By | EH |

**SS3.106B**

| | |
|---|---|
| Scale | AS NOTED |

THIS DRAWING IS FORMATTED TO BE PRINTED AT 30" X 42"

J:\ACTIVE\128620.001 - PCCA - Facility-wide IT Wireless\DWGS\CAD_SS

10/7/2021 7:39:22 AM

ISSUED FOR BID

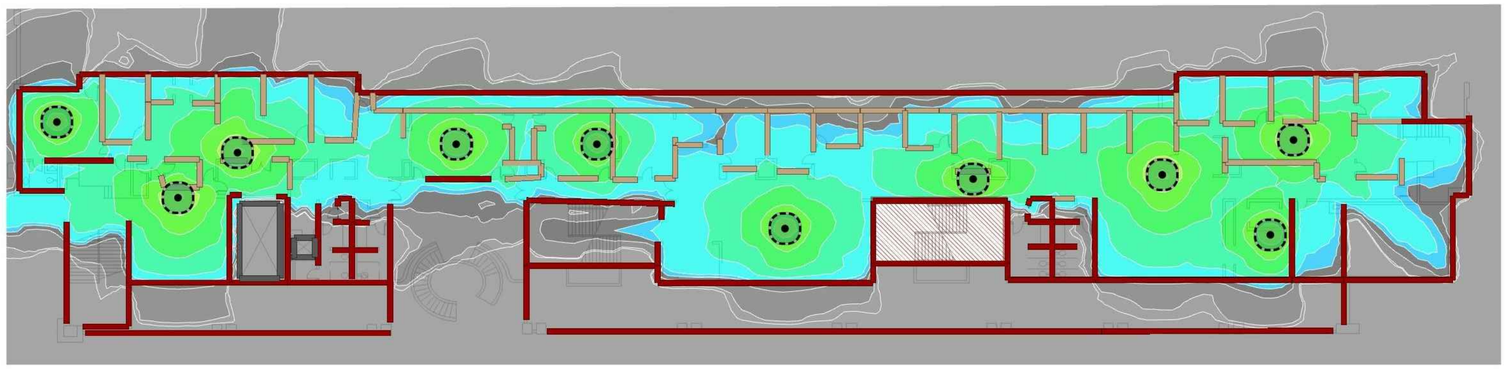

1 SS3.107A LEVEL 1 - EXISTING HEAT MAP PLAN ADMIN OFFICES
Scale: 1/16" = 1'-0"

≤ -76 dBm -67 ≥ -24 dBm


MEP / FP Engineer

ARORA

**ARORA ENGINEERS, INC.**
1600 MARKET STREET, SUITE 1630
PHILADELPHIA, PA. 19103
215.372.1365

Architect

Civil Engineer

Structural Engineer


Pennsylvania Convention Center PHILADELPHIA

Key Plan

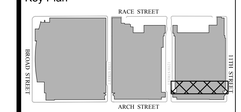


NORTH
LEVEL 1

Seal

COMMONWEALTH OF PENNSYLVANIA
REGISTERED PROFESSIONAL
ENGINEER
No. 091081

Revisions:

| NO. | DESCRIPTION | DATE |
|---|---|---|
| | | |
| | | |
| | | |
| | | |
| | | |
| | | |
| | | |
| | | |
| | | |

**PCCA WiFi UPGRADES**

1101 ARCH STREET
PHILADELPHIA, PA 19107
**PENNSYLVANIA CONVENTION CENTER AUTHORITY (PCCA)**

**LEVEL 1 - EXISTING HEAT MAP PLAN ADMIN OFFICES**

| | |
|---|---|
| Project Number | 128620.001 |
| Date | 2021-09-30 |
| Drawn By | TB |
| Checked By | EH |

**SS3.107A**

| | |
|---|---|
| Scale | AS NOTED |

ISSUED FOR BID

THIS DRAWING IS FORMATTED TO BE PRINTED AT 30" X 42"

10/7/2021 7:39:26 AM J:\ACTIVE\128620.001 - PCCA - Facility-wide IT Wireless\DWGS\CAD_SS

1 SS3.107B LEVEL 1 - NEW HEAT MAP PLAN ADMIN OFFICES
Scale: 1/16" = 1'-0"

≤ -76 dBm -67 ≥ -24 dBm

J:\ACTIVE\128620.001 - PCCA - Facility-wide IT Wireless\DWGS\CAD_SS

10/7/2021 7:39:30 AM

MEP / FP Engineer
ARORA
ARORA ENGINEERS, INC.
1600 MARKET STREET, SUITE 1630
PHILADELPHIA, PA. 19103
215.372.1365

Architect

Civil Engineer

Structural Engineer

Pennsylvania Convention Center PHILADELPHIA

Key Plan

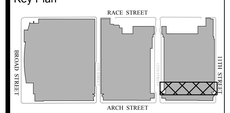


Seal

Revisions:

| NO. | DESCRIPTION | DATE |
|---|---|---|
| | | |
| | | |
| | | |
| | | |
| | | |
| | | |
| | | |
| | | |
| | | |

**PCCA WiFi UPGRADES**

1101 ARCH STREET
PHILADELPHIA, PA 19107
**PENNSYLVANIA CONVENTION CENTER AUTHORITY (PCCA)**

**LEVEL 1 - NEW HEAT MAP PLAN ADMIN OFFICES**

| | |
|---|---|
| Project Number | 128620.001 |
| Date | 2021-09-30 |
| Drawn By | TB |
| Checked By | EH |
| **SS3.107B** | |
| Scale | AS NOTED |

THIS DRAWING IS FORMATTED TO BE PRINTED AT 30" X 42"

ISSUED FOR BID

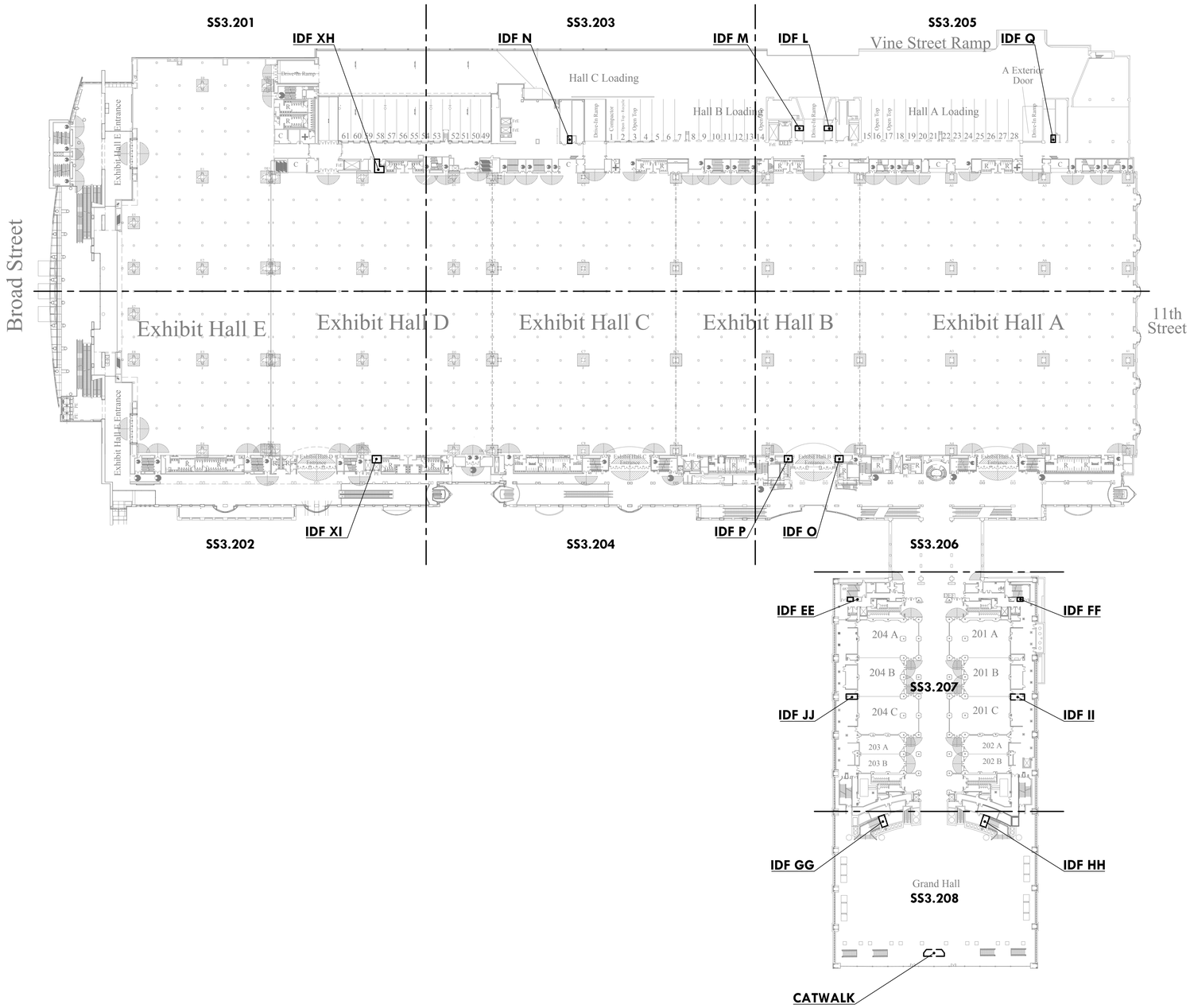


1 SS3.200 LEVEL 2 OVERALL KEY PLAN
Scale: 1/64" = 1'-0"

MEP / FP Engineer

ARORA

**ARORA ENGINEERS, INC.**
1600 MARKET STREET, SUITE 1630
PHILADELPHIA, PA. 19103
215.372.1365

Architect

Civil Engineer

Structural Engineer

Pennsylvania Convention Center PHILADELPHIA

Key Plan

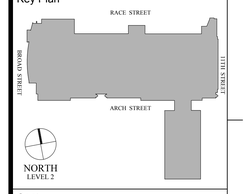


Seal

REGISTERED PROFESSIONAL JOSH T. GREEN ENGINEER No. 091081 COMMONWEALTH OF PENNSYLVANIA

Revisions:

| NO. | DESCRIPTION | DATE |
|---|---|---|
| | | |
| | | |
| | | |
| | | |
| | | |
| | | |
| | | |
| | | |
| | | |

**PCCA WiFi UPGRADES**

1101 ARCH STREET
PHILADELPHIA, PA 19107
**PENNSYLVANIA CONVENTION CENTER AUTHORITY (PCCA)**

**LEVEL 2 OVERALL KEY PLAN**

| | |
|---|---|
| Project Number | 128620.001 |
| Date | 2021-09-30 |
| Drawn By | TB |
| Checked By | EH |

**SS3.200**

| | |
|---|---|
| Scale | AS NOTED |

THIS DRAWING IS FORMATTED TO BE PRINTED AT 30" X 42"

**ISSUED FOR BID**

J:\ACTIVE\128620.001 - PCCA - Facility-wide IT Wireless\DWGS\CAD_SS
10/7/2021 7:39:36 AM

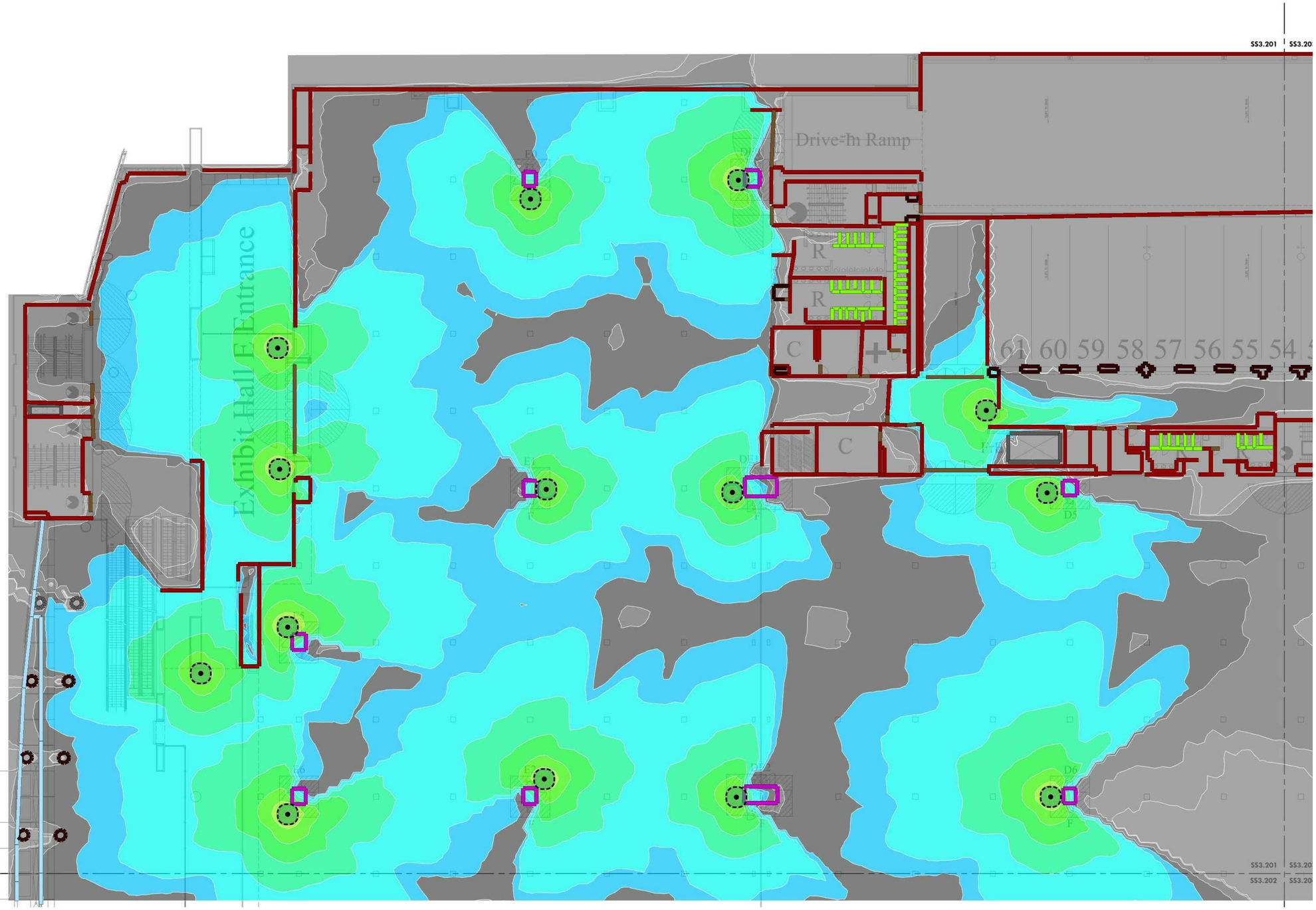


1 SS3.201A LEVEL 2 - EXISTING HEAT MAP PLAN NW
Scale: 1/16" = 1'-0"

≤ -76 dBm | -67 | ≥ -24 dBm

ISSUED FOR BID

J:\ACTIVE\128620.001 - PCCA - Facility-wide IT Wireless\DWGS\CAD_SS
10/7/2021 7:39:40 AM

THIS DRAWING IS FORMATTED TO BE PRINTED AT 30" X 42"

MEP / FP Engineer

ARORA

**ARORA ENGINEERS, INC.**
1600 MARKET STREET, SUITE 1630
PHILADELPHIA, PA. 19103
215.372.1365

Architect

Civil Engineer

Structural Engineer

Pennsylvania Convention Center
PHILADELPHIA

Key Plan

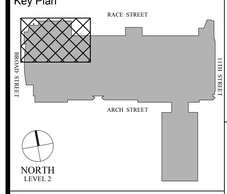


Seal

REGISTERED PROFESSIONAL ENGINEER Justin T. Shelby No. 091081

Revisions:

| NO. | DESCRIPTION | DATE |
|---|---|---|
| | | |
| | | |
| | | |
| | | |
| | | |
| | | |
| | | |
| | | |
| | | |

**PCCA WiFi UPGRADES**

1101 ARCH STREET
PHILADELPHIA, PA 19107
**PENNSYLVANIA CONVENTION CENTER AUTHORITY (PCCA)**

**LEVEL 2 - EXISTING HEAT MAP PLAN NW**

| | |
|---|---|
| Project Number | 128620.001 |
| Date | 2021-09-30 |
| Drawn By | TB |
| Checked By | EH |

**SS3.201A**

Scale AS NOTED

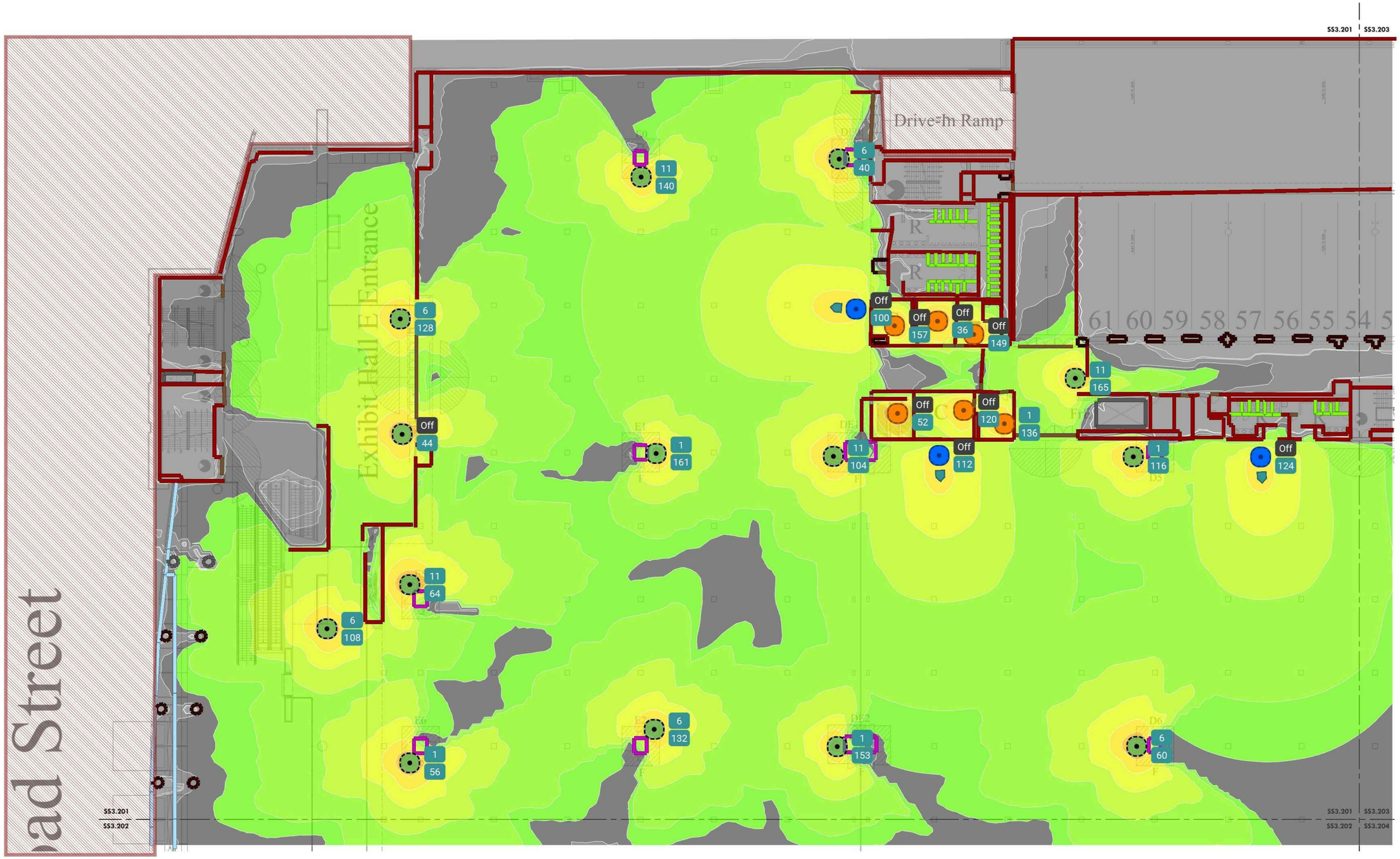


1 SS3.201B LEVEL 2 - NEW HEAT MAP PLAN NW
Scale: 1/16" = 1'-0"

≤ -76 dBm | -67 | ≥ -24 dBm

ISSUED FOR BID

J:\ACTIVE\128620.001 - PCCA - Facility-wide IT Wireless\DWGS\CAD_SS

10/7/2021 7:39:44 AM

THIS DRAWING IS FORMATTED TO BE PRINTED AT 30" X 42"

MEP / FP Engineer

ARORA

**ARORA ENGINEERS, INC.**
1600 MARKET STREET, SUITE 1630
PHILADELPHIA, PA. 19103
215.372.1365

Architect

Civil Engineer

Structural Engineer

Pennsylvania Convention Center
PHILADELPHIA

Key Plan

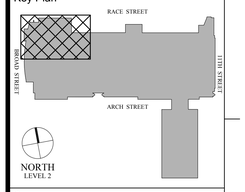


Seal

Revisions:

| NO. | DESCRIPTION | DATE |
|---|---|---|
| | | |
| | | |
| | | |
| | | |
| | | |
| | | |
| | | |
| | | |
| | | |

**PCCA WiFi UPGRADES**

1101 ARCH STREET
PHILADELPHIA, PA 19107
**PENNSYLVANIA CONVENTION CENTER AUTHORITY (PCCA)**

**LEVEL 2 - NEW HEAT MAP PLAN NW**

| | |
|---|---|
| Project Number | 128620.001 |
| Date | 2021-09-30 |
| Drawn By | TB |
| Checked By | EH |

**SS3.201B**

Scale AS NOTED

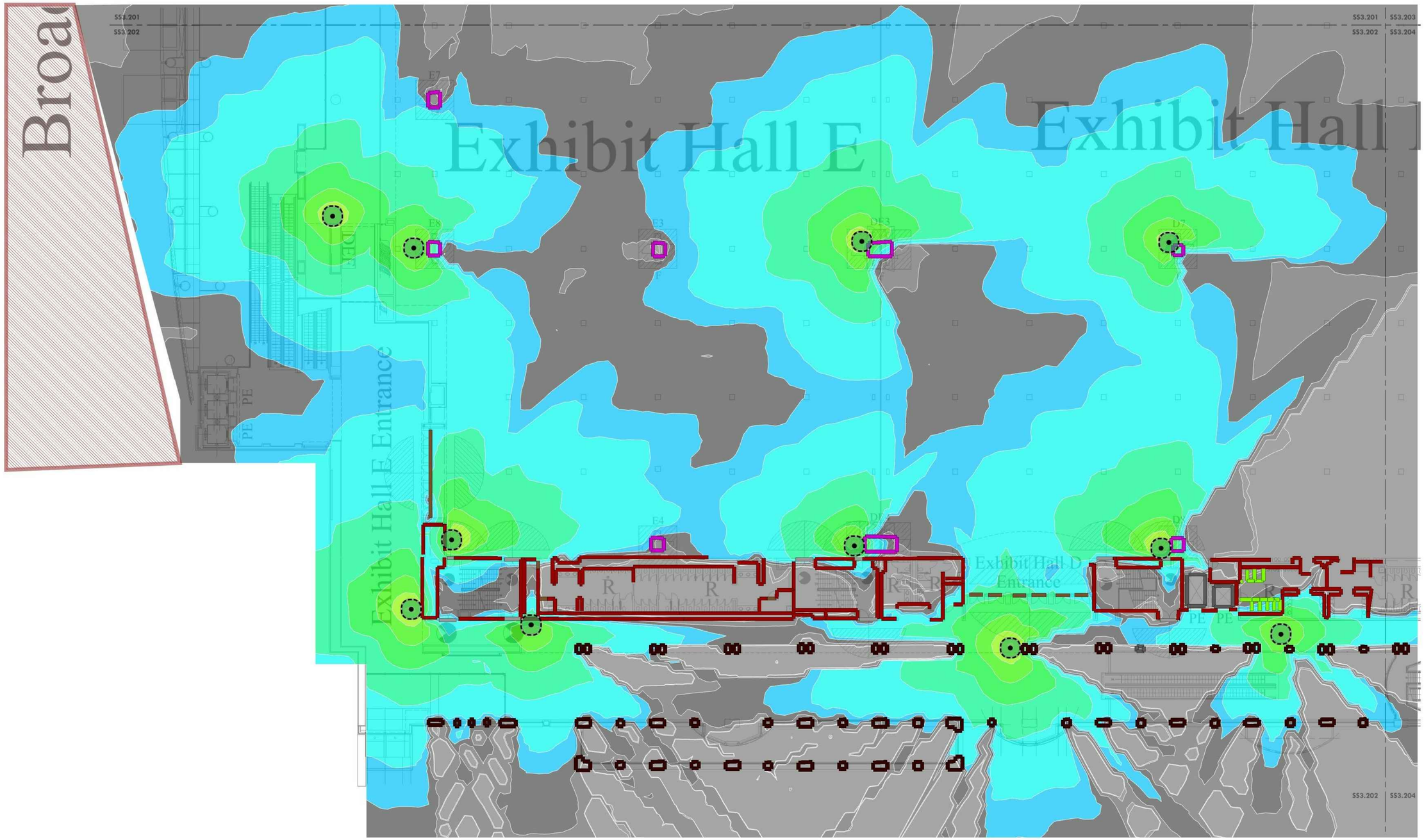


1 SS3.202A LEVEL 2 - EXISTING HEAT MAP PLAN SW
Scale: 1/16" = 1'-0"

≤ -76 dBm -67 ≥ -24 dBm

ISSUED FOR BID

MEP / FP Engineer

ARORA

**ARORA ENGINEERS, INC.**
1600 MARKET STREET, SUITE 1630
PHILADELPHIA, PA. 19103
215.372.1365

Architect

Civil Engineer

Structural Engineer

Pennsylvania Convention Center
PHILADELPHIA

Key Plan

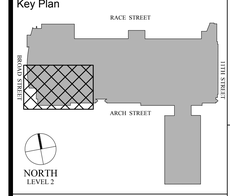


Seal

REGISTERED PROFESSIONAL JOSH T. GREEN ENGINEER No. 091081

Revisions:

| NO. | DESCRIPTION | DATE |
|---|---|---|
| | | |
| | | |
| | | |
| | | |
| | | |
| | | |
| | | |
| | | |

**PCCA WiFi UPGRADES**

1101 ARCH STREET
PHILADELPHIA, PA 19107
**PENNSYLVANIA CONVENTION CENTER AUTHORITY (PCCA)**

**LEVEL 2 - EXISTING HEAT MAP PLAN SW**

| | |
|---|---|
| Project Number | 128620.001 |
| Date | 2021-09-30 |
| Drawn By | TB |
| Checked By | EH |

**SS3.202A**

Scale AS NOTED

THIS DRAWING IS FORMATTED TO BE PRINTED AT 30" X 42"

J:\ACTIVE\128620.001 - PCCA - Facility-wide IT Wireless\DWGS\CAD_SS

10/7/2021 7:39:48 AM

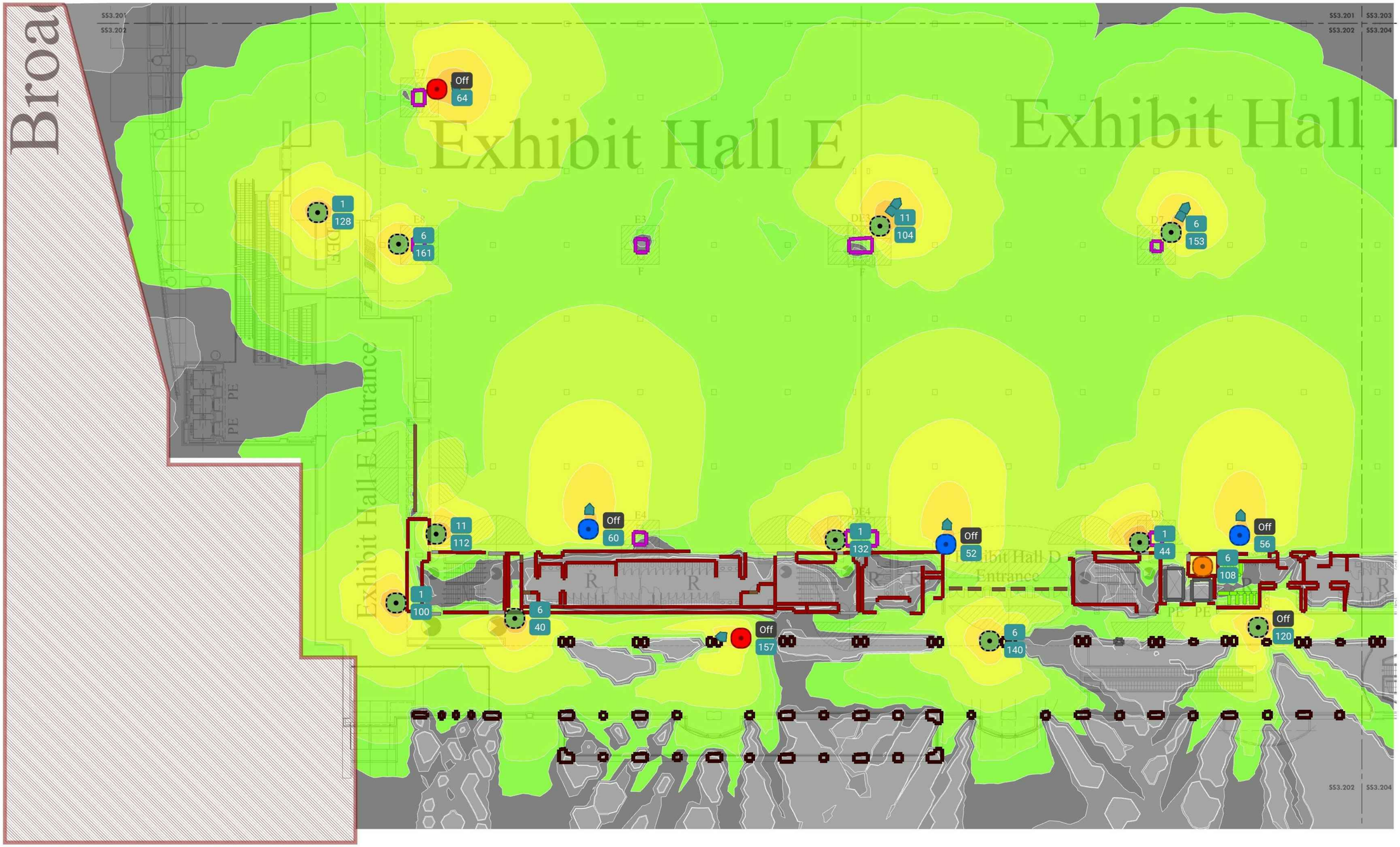


1 SS3.202B LEVEL 2 - NEW HEAT MAP PLAN SW
Scale: 1/16" = 1'-0"

| ≤ -76 dBm | -67 | ≥ -24 dBm |
|---|---|---|

MEP / FP Engineer

ARORA ENGINEERS, INC.
1600 MARKET STREET, SUITE 1630
PHILADELPHIA, PA. 19103
215.372.1365

Architect

Civil Engineer

Structural Engineer

Pennsylvania Convention Center PHILADELPHIA

Key Plan

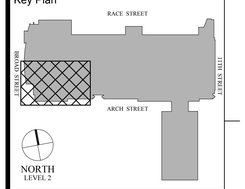


Seal

Revisions:

| NO. | DESCRIPTION | DATE |
|---|---|---|
| | | |

**PCCA WiFi UPGRADES**

1101 ARCH STREET
PHILADELPHIA, PA 19107
**PENNSYLVANIA CONVENTION CENTER AUTHORITY (PCCA)**

**LEVEL 2 - NEW HEAT MAP PLAN SW**

| | |
|---|---|
| Project Number | 128620.001 |
| Date | 2021-09-30 |
| Drawn By | TB |
| Checked By | EH |

**SS3.202B**

| | |
|---|---|
| Scale | AS NOTED |

THIS DRAWING IS FORMATTED TO BE PRINTED AT 30" X 42"

ISSUED FOR BID

J:\ACTIVE\128620.001 - PCCA - Facility-wide IT Wireless\DWGS\CAD_SS

10/7/2021 7:39:52 AM

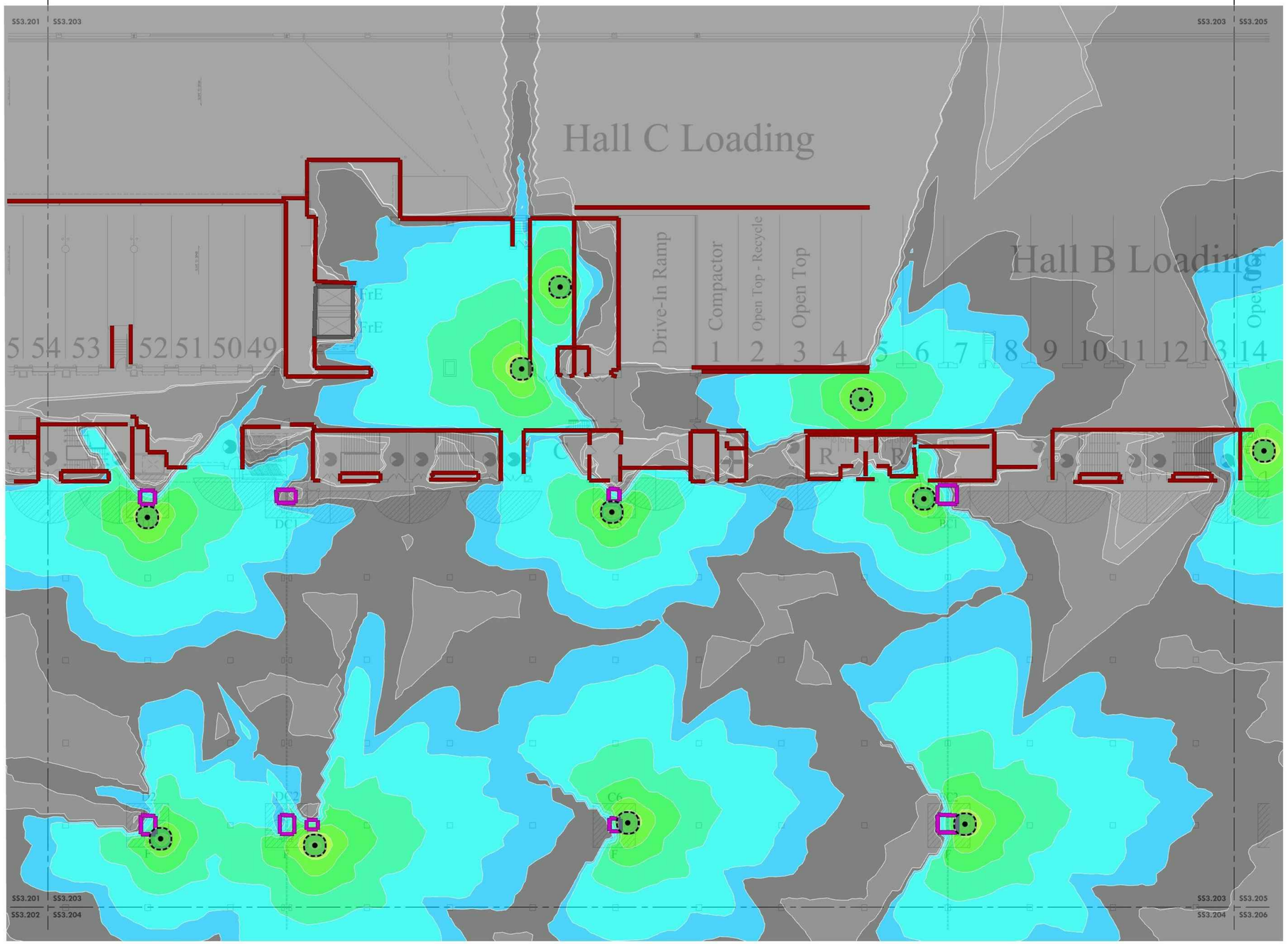


1 SS3.203A LEVEL 2 - EXISTING HEAT MAP PLAN NE
Scale: 1/16" = 1'-0"

| ≤ -76 dBm | -67 | ≥ -24 dBm |
|---|---|---|

MEP / FP Engineer

ARORA

ARORA ENGINEERS, INC.
1600 MARKET STREET, SUITE 1630
PHILADELPHIA, PA. 19103
215.372.1365

Architect

Civil Engineer

Structural Engineer

Pennsylvania Convention Center PHILADELPHIA

Key Plan

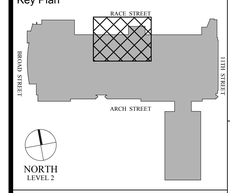


Seal

Revisions:

| NO. | DESCRIPTION | DATE |
|---|---|---|
| | | |

**PCCA WiFi UPGRADES**

1101 ARCH STREET
PHILADELPHIA, PA 19107
**PENNSYLVANIA CONVENTION CENTER AUTHORITY (PCCA)**

**LEVEL 2 - EXISTING HEAT MAP PLAN NE**

| | |
|---|---|
| Project Number | 128620.001 |
| Date | 2021-09-30 |
| Drawn By | TB |
| Checked By | EH |

**SS3.203A**

| | |
|---|---|
| Scale | AS NOTED |

THIS DRAWING IS FORMATTED TO BE PRINTED AT 30" X 42"

J:\ACTIVE\128620.001 - PCCA - Facility-wide IT Wireless\DWGS\CAD_SS

10/7/2021 7:39:57 AM

ISSUED FOR BID

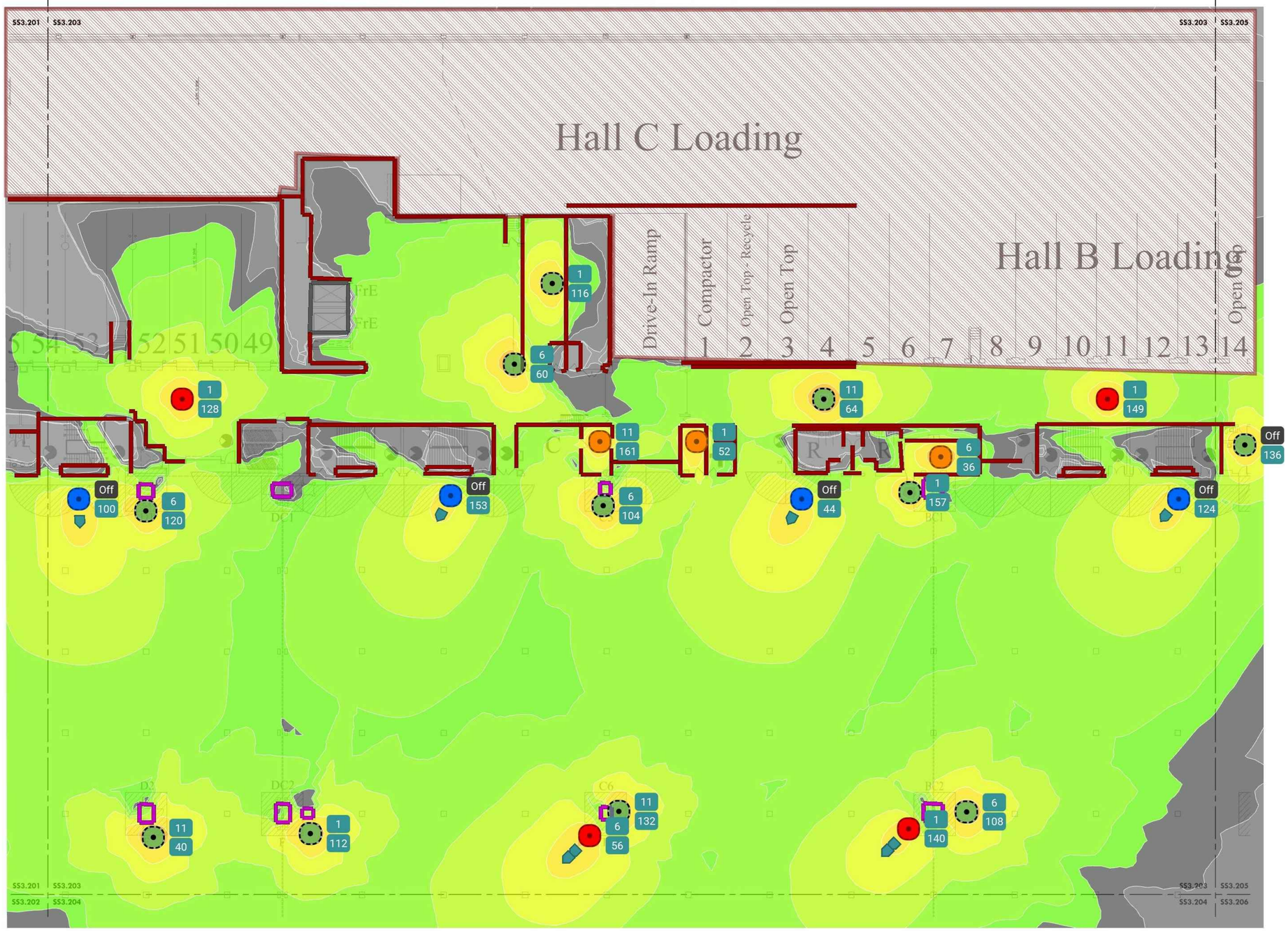


1 / SS3.203B LEVEL 2 - NEW HEAT MAP PLAN NE
Scale: 1/16" = 1'-0"

≤ -76 dBm -67 ≥ -24 dBm

ISSUED FOR BID

J:\ACTIVE\128620.001 - PCCA - Facility-wide IT Wireless\DWGS\CAD_SS

10/7/2021 7:40:01 AM

THIS DRAWING IS FORMATTED TO BE PRINTED AT 30" X 42"

MEP / FP Engineer

ARORA

**ARORA ENGINEERS, INC.**
1600 MARKET STREET, SUITE 1630
PHILADELPHIA, PA. 19103
215.372.1365

Architect

Civil Engineer

Structural Engineer

Pennsylvania Convention Center
PHILADELPHIA

Key Plan

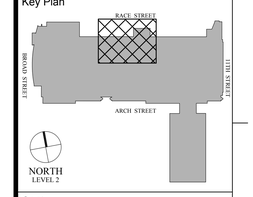


Seal

REGISTERED PROFESSIONAL JOSH T. GREEN ENGINEER No. 091081

Revisions:

| NO. | DESCRIPTION | DATE |
|---|---|---|
| | | |
| | | |
| | | |
| | | |
| | | |
| | | |
| | | |
| | | |
| | | |

**PCCA WiFi UPGRADES**

1101 ARCH STREET
PHILADELPHIA, PA 19107
**PENNSYLVANIA CONVENTION CENTER AUTHORITY (PCCA)**

**LEVEL 2 - NEW HEAT MAP PLAN NE**

| | |
|---|---|
| Project Number | 128620.001 |
| Date | 2021-09-30 |
| Drawn By | TB |
| Checked By | EH |

**SS3.203B**

Scale AS NOTED

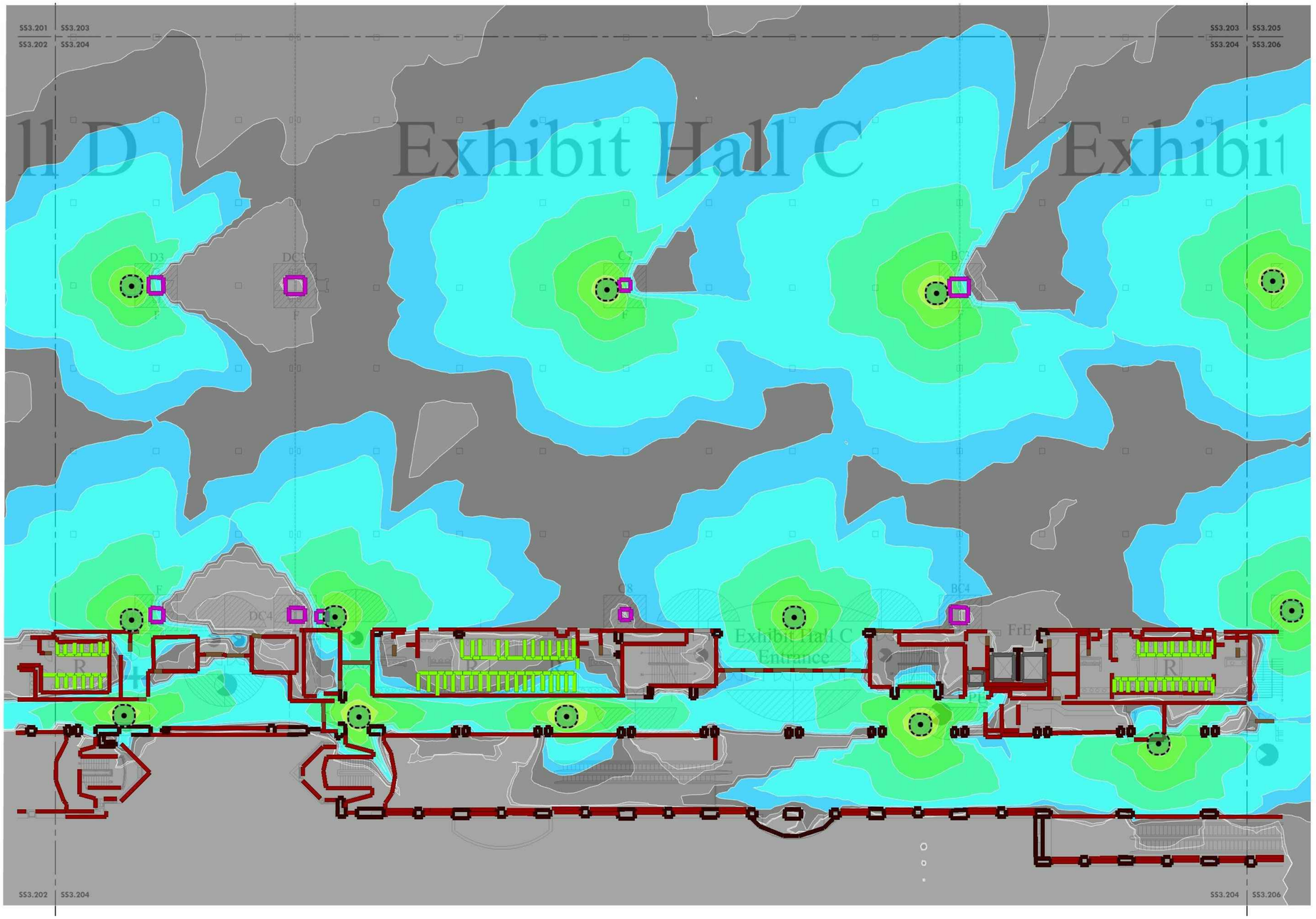


1 SS3.204A LEVEL 2 - EXISTING HEAT MAP PLAN SE
Scale: 1/8" = 1'-0"

≤ -76 dBm -67 ≥ -24 dBm

MEP / FP Engineer

ARORA

**ARORA ENGINEERS, INC.**
1600 MARKET STREET, SUITE 1630
PHILADELPHIA, PA. 19103
215.372.1365

Architect

Civil Engineer

Structural Engineer

Pennsylvania Convention Center
PHILADELPHIA

Key Plan

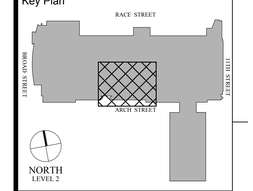


Seal

REGISTERED PROFESSIONAL ENGINEER No. 09181

Revisions:

| NO. | DESCRIPTION | DATE |
|---|---|---|
| | | |
| | | |
| | | |
| | | |
| | | |
| | | |
| | | |
| | | |
| | | |

**PCCA WiFi UPGRADES**

1101 ARCH STREET
PHILADELPHIA, PA 19107
**PENNSYLVANIA CONVENTION CENTER AUTHORITY (PCCA)**

**LEVEL 2 - EXISTING HEAT MAP PLAN SE**

| | |
|---|---|
| Project Number | 128620.001 |
| Date | 2021-09-30 |
| Drawn By | TB |
| Checked By | EH |

**SS3.204A**

Scale AS NOTED

**ISSUED FOR BID**

J:\ACTIVE\128620.001 - PCCA - Facility-wide IT Wireless\DWGS\CAD_SS

10/7/2021 7:40:05 AM

THIS DRAWING IS FORMATTED TO BE PRINTED AT 30" X 42"

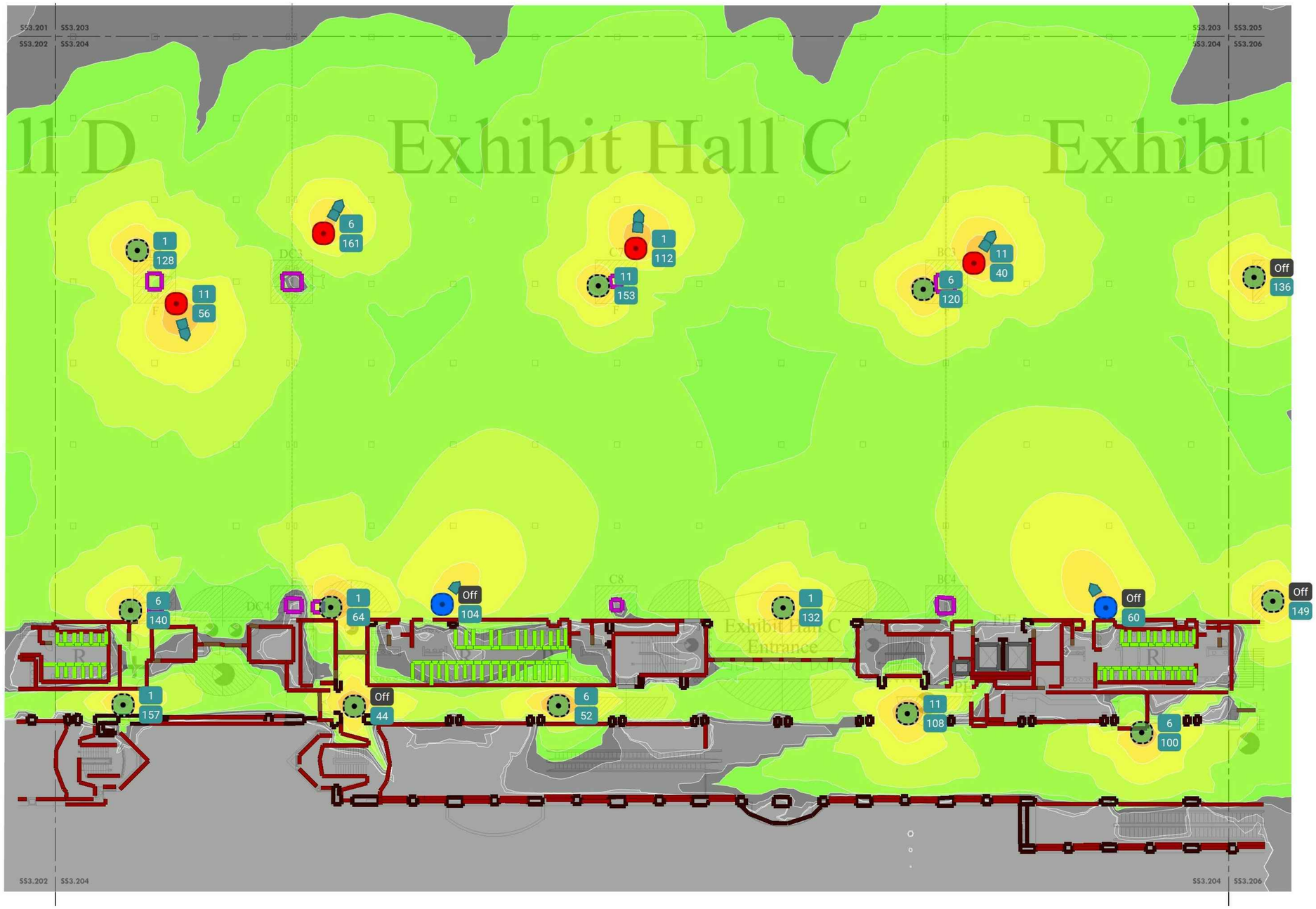


1 SS3.204B LEVEL 2 - NEW HEAT MAP PLAN SE
Scale: 1/8" = 1'-0"

≤ -76 dBm -67 ≥ -24 dBm

J:\ACTIVE\128620.001 - PCCA - Facility-wide IT Wireless\DWGS\CAD_SS

10/7/2021 7:40:09 AM

ISSUED FOR BID

MEP / FP Engineer

ARORA
ARORA ENGINEERS, INC.
1600 MARKET STREET, SUITE 1630
PHILADELPHIA, PA. 19103
215.372.1365

Architect

Civil Engineer

Structural Engineer

Pennsylvania Convention Center PHILADELPHIA

Key Plan

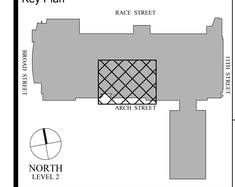


Seal

Revisions:

| NO. | DESCRIPTION | DATE |
|---|---|---|
| | | |
| | | |
| | | |
| | | |
| | | |
| | | |
| | | |
| | | |

**PCCA WiFi UPGRADES**

1101 ARCH STREET
PHILADELPHIA, PA 19107
**PENNSYLVANIA CONVENTION CENTER AUTHORITY (PCCA)**

**LEVEL 2 - NEW HEAT MAP PLAN SE**

| | |
|---|---|
| Project Number | 128620.001 |
| Date | 2021-09-30 |
| Drawn By | TB |
| Checked By | EH |

**SS3.204B**

Scale AS NOTED

THIS DRAWING IS FORMATTED TO BE PRINTED AT 30" X 42"

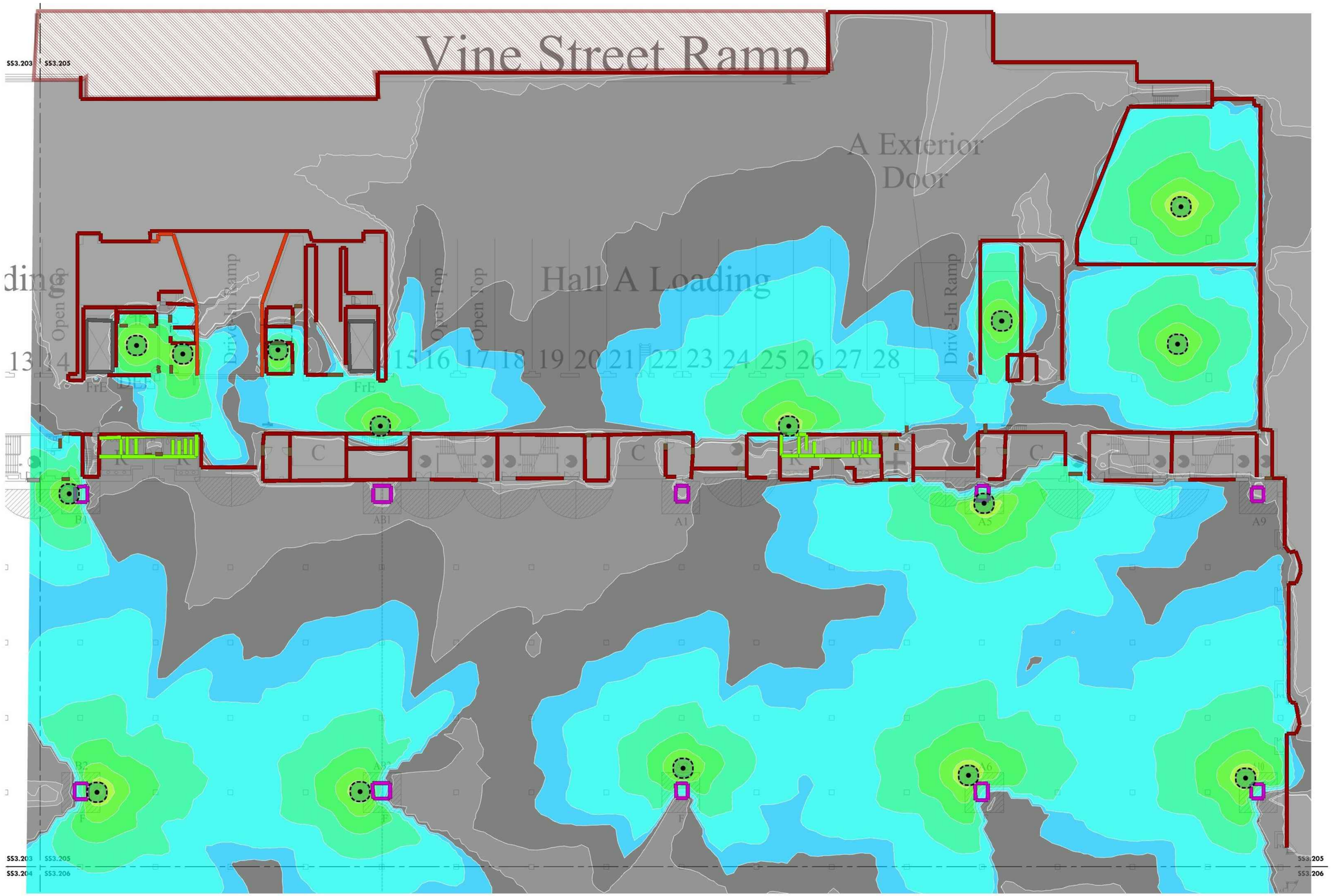


1 SS3.205A LEVEL 2 - EXISTING HEAT MAP NE EXISTING EXHIBIT HALL
Scale: 1/16" = 1'-0"

≤ -76 dBm -67 ≥ -24 dBm

J:\ACTIVE\128620.001 - PCCA - Facility-wide IT Wireless\DWGS\CAD_SS

10/7/2021 7:40:14 AM

MEP / FP Engineer

ARORA

**ARORA ENGINEERS, INC.**
1600 MARKET STREET, SUITE 1630
PHILADELPHIA, PA. 19103
215.372.1365

Architect

Civil Engineer

Structural Engineer

Pennsylvania Convention Center PHILADELPHIA

Key Plan

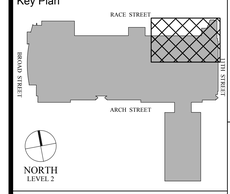


Seal

REGISTERED PROFESSIONAL ENGINEER No. 091081

Revisions:

| NO. | DESCRIPTION | DATE |
|---|---|---|
| | | |
| | | |
| | | |
| | | |
| | | |
| | | |
| | | |
| | | |
| | | |

**PCCA WiFi UPGRADES**

1101 ARCH STREET
PHILADELPHIA, PA 19107
**PENNSYLVANIA CONVENTION CENTER AUTHORITY (PCCA)**

**LEVEL 2 - EXISTING HEAT MAP NE EXISTING EXHIBIT HALL**

| | |
|---|---|
| Project Number | 128620.001 |
| Date | 2021-09-30 |
| Drawn By | TB |
| Checked By | EH |

**SS3.205A**

Scale AS NOTED

THIS DRAWING IS FORMATTED TO BE PRINTED AT 30" X 42"

ISSUED FOR BID

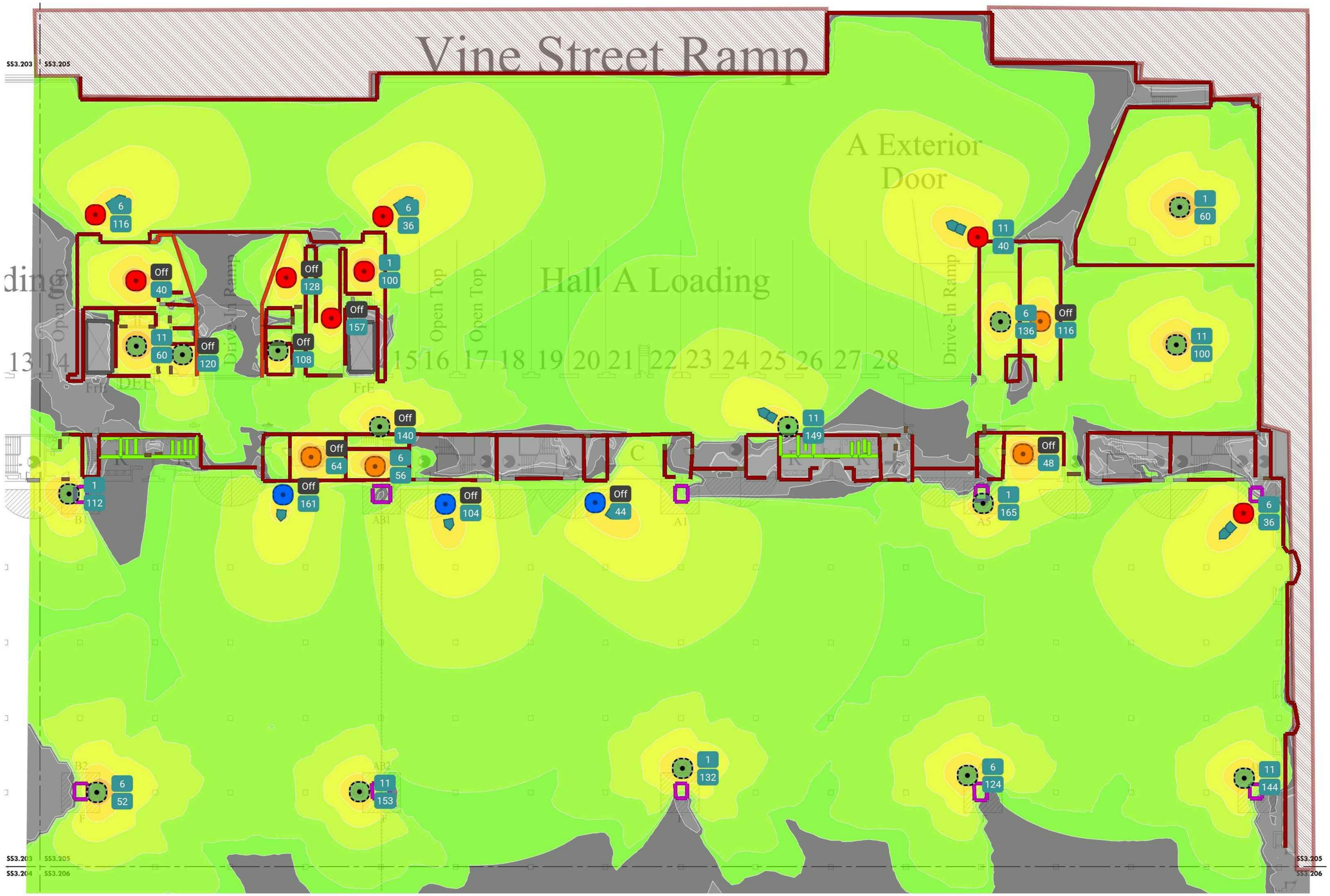


1 SS3.205B LEVEL 2 - NEW HEAT MAP NE EXISTING EXHIBIT HALL
Scale: 1/16" = 1'-0"

≤ -76 dBm | -67 | ≥ -24 dBm

J:\ACTIVE\128620.001 - PCCA - Facility-wide IT Wireless\DWGS\CAD_SS

10/7/2021 7:40:18 AM


MEP / FP Engineer
ARORA
ARORA ENGINEERS, INC.
1600 MARKET STREET, SUITE 1630
PHILADELPHIA, PA. 19103
215.372.1365

Architect

Civil Engineer

Structural Engineer


Pennsylvania Convention Center PHILADELPHIA

Key Plan

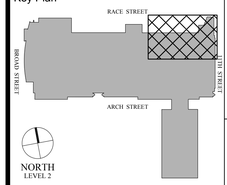


Seal

REGISTERED PROFESSIONAL JOHN T. SHEDEN ENGINEER No. 091081

Revisions:

| NO. | DESCRIPTION | DATE |
|---|---|---|
| | | |
| | | |
| | | |
| | | |
| | | |
| | | |
| | | |
| | | |

**PCCA WiFi UPGRADES**

1101 ARCH STREET
PHILADELPHIA, PA 19107
**PENNSYLVANIA CONVENTION CENTER AUTHORITY (PCCA)**

**LEVEL 2 - NEW HEAT MAP NE EXISTING EXHIBIT HALL**

| | |
|---|---|
| Project Number | 128620.001 |
| Date | 2021-09-30 |
| Drawn By | TB |
| Checked By | EH |
| | **SS3.205B** |
| Scale | AS NOTED |

THIS DRAWING IS FORMATTED TO BE PRINTED AT 30" X 42"

ISSUED FOR BID

SS3.203 | SS3.205
SS3.204 | SS3.206

SS3.205
SS3.206

Exhibit Hall B

Exhibit Hall A

11th Street

Exhibit Hall B Entrance

Exhibit Hall A Entrance

SS3.204 | SS3.206

SS3.206
SS3.207

SS3.206
SS3.207

≤ -76 dBm | -67 | ≥ -24 dBm

1 SS3.206A LEVEL 2 - EXISTING HEAT MAP SE EXISTING EXHIBIT HALL
Scale: 1/16" = 1'-0"

J:\ACTIVE\128620.001 - PCCA - Facility-wide IT Wireless\DWGS\CAD_SS

10/7/2021 7:40:22 AM

MEP / FP Engineer

ARORA

ARORA ENGINEERS, INC.
1600 MARKET STREET, SUITE 1630
PHILADELPHIA, PA. 19103
215.372.1365

Architect

Civil Engineer

Structural Engineer

Pennsylvania Convention Center PHILADELPHIA

Key Plan

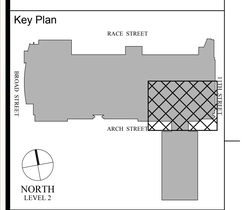


Seal

REGISTERED PROFESSIONAL ENGINEER No. 091081

Revisions:

| NO. | DESCRIPTION | DATE |
|---|---|---|
| | | |
| | | |
| | | |
| | | |
| | | |
| | | |
| | | |
| | | |
| | | |

**PCCA WiFi UPGRADES**

1101 ARCH STREET
PHILADELPHIA, PA 19107
**PENNSYLVANIA CONVENTION CENTER AUTHORITY (PCCA)**

# LEVEL 2 - EXISTING HEAT MAP SE EXISTING EXHIBIT HALL

| | |
|---|---|
| Project Number | 128620.001 |
| Date | 2021-09-30 |
| Drawn By | TB |
| Checked By | EH |

**SS3.206A**

| | |
|---|---|
| Scale | AS NOTED |

THIS DRAWING IS FORMATTED TO BE PRINTED AT 30" X 42"

ISSUED FOR BID

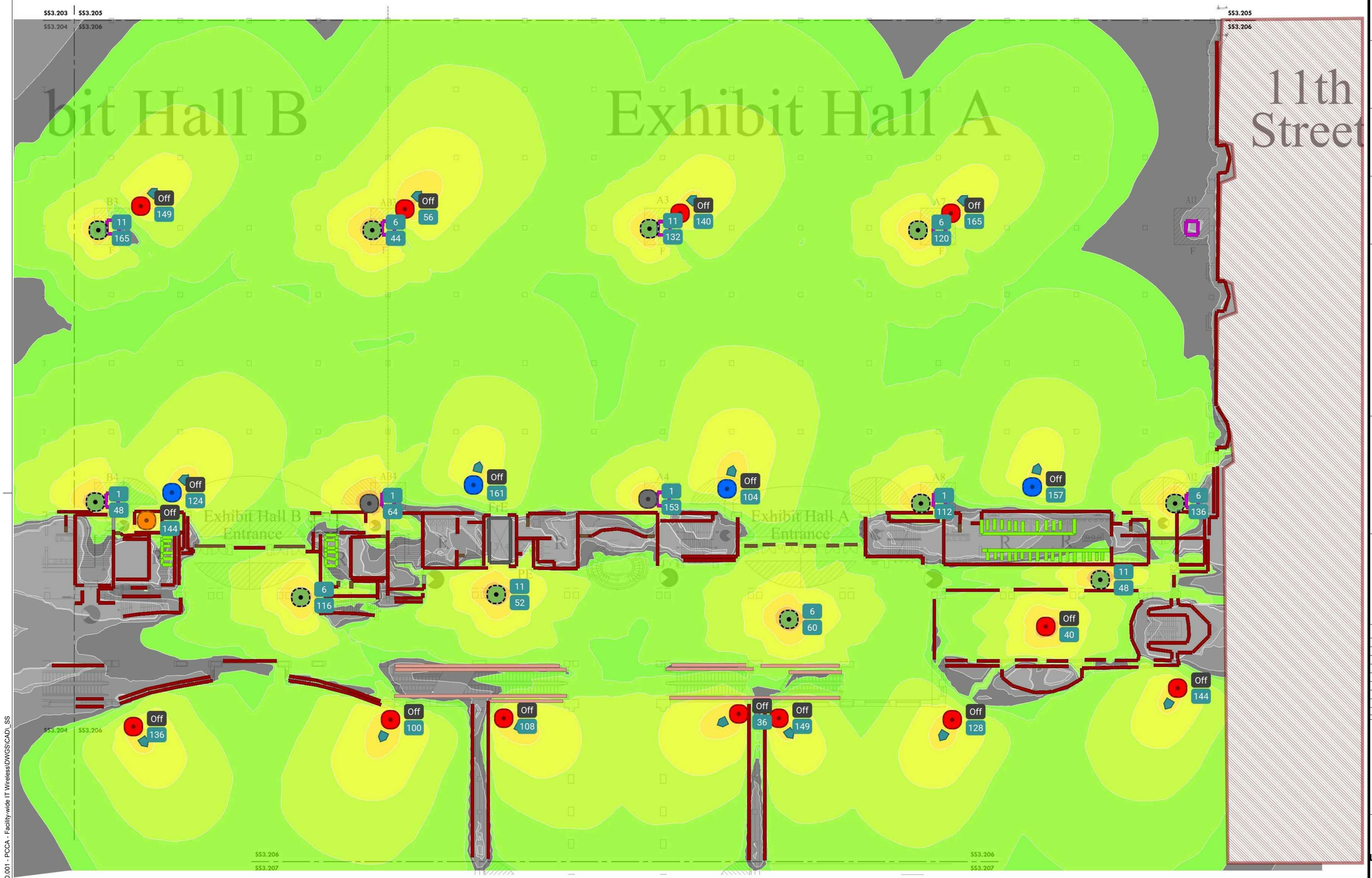


1 SS3.206B LEVEL 2 - NEW HEAT MAP SE EXISTING EXHIBIT HALL

Scale: 1/16" = 1'-0"

≤ -76 dBm -67 ≥ -24 dBm


MEP / FP Engineer

ARORA

ARORA ENGINEERS, INC.
1600 MARKET STREET, SUITE 1630
PHILADELPHIA, PA. 19103
215.372.1365

Architect

Civil Engineer

Structural Engineer


Pennsylvania Convention Center PHILADELPHIA

Key Plan

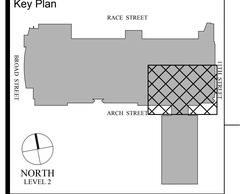


Seal

Revisions:

| NO. | DESCRIPTION | DATE |
|---|---|---|
| | | |

**PCCA WiFi UPGRADES**

1101 ARCH STREET
PHILADELPHIA, PA 19107
**PENNSYLVANIA CONVENTION CENTER AUTHORITY (PCCA)**

**LEVEL 2 - NEW HEAT MAP SE EXISTING EXHIBIT HALL**

| | |
|---|---|
| Project Number | 128620.001 |
| Date | 2021-09-30 |
| Drawn By | TB |
| Checked By | EH |

**SS3.206B**

| | |
|---|---|
| Scale | AS NOTED |

ISSUED FOR BID

J:\ACTIVE\128620.001 - PCCA - Facility-wide IT Wireless\DWGS\CAD_SS

10/7/2021 7:40:26 AM

THIS DRAWING IS FORMATTED TO BE PRINTED AT 30" X 42"

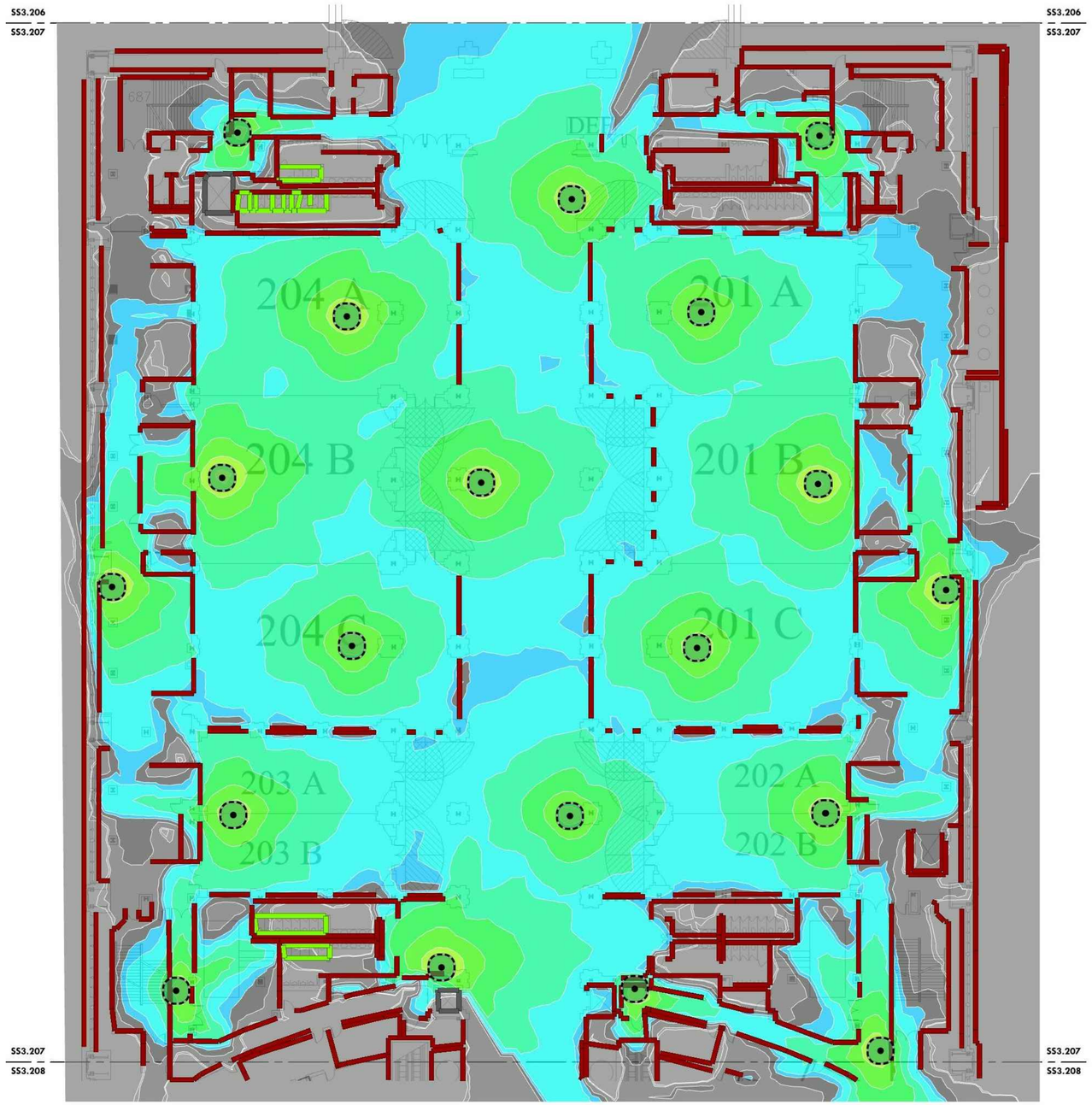


1 SS3.207A LEVEL 2 - EXISTING HEAT MAP CONFERENCE ROOMS
Scale: 1/16" = 1'-0"

≤ -76 dBm -67 ≥ -24 dBm

MEP / FP Engineer

ARORA

**ARORA ENGINEERS, INC.**
1600 MARKET STREET, SUITE 1630
PHILADELPHIA, PA. 19103
215.372.1365

Architect

Civil Engineer

Structural Engineer

Pennsylvania Convention Center
PHILADELPHIA

Key Plan

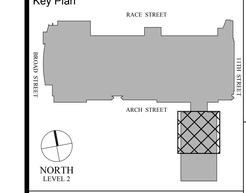


Seal

Revisions:

| NO. | DESCRIPTION | DATE |
|---|---|---|
| | | |
| | | |
| | | |
| | | |
| | | |
| | | |
| | | |
| | | |

**PCCA WiFi UPGRADES**

1101 ARCH STREET
PHILADELPHIA, PA 19107
**PENNSYLVANIA CONVENTION CENTER AUTHORITY (PCCA)**

**LEVEL 2 - EXISTING HEAT MAP CONFERENCE ROOMS**

| | |
|---|---|
| Project Number | 128620.001 |
| Date | 2021-09-30 |
| Drawn By | TB |
| Checked By | EH |

**SS3.207A**

Scale AS NOTED

ISSUED FOR BID

J:\ACTIVE\128620.001 - PCCA - Facility-wide IT Wireless\DWGS\CAD_SS

10/7/2021 7:40:30 AM

THIS DRAWING IS FORMATTED TO BE PRINTED AT 30" X 42"

1 SS3.207B LEVEL 2 - NEW HEAT MAP CONFERENCE ROOMS

Scale: 1/16" = 1'-0"

≤ -76 dBm -67 ≥ -24 dBm

MEP / FP Engineer

ARORA

**ARORA ENGINEERS, INC.**
1600 MARKET STREET, SUITE 1630
PHILADELPHIA, PA. 19103
215.372.1365

Architect

Civil Engineer

Structural Engineer

Pennsylvania Convention Center PHILADELPHIA

Key Plan

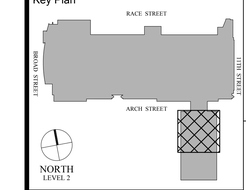


Seal

Revisions:

| NO. | DESCRIPTION | DATE |
|---|---|---|
| | | |
| | | |
| | | |
| | | |
| | | |
| | | |
| | | |
| | | |

**PCCA WiFi UPGRADES**

1101 ARCH STREET
PHILADELPHIA, PA 19107
**PENNSYLVANIA CONVENTION CENTER AUTHORITY (PCCA)**

**LEVEL 2 - NEW HEAT MAP CONFERENCE ROOMS**

| | |
|---|---|
| Project Number | 128620.001 |
| Date | 2021-09-30 |
| Drawn By | TB |
| Checked By | EH |

**SS3.207B**

Scale AS NOTED

ISSUED FOR BID

J:\ACTIVE\128620.001 - PCCA - Facility-wide IT Wireless\DWGS\CAD_SS

10/7/2021 7:40:34 AM

THIS DRAWING IS FORMATTED TO BE PRINTED AT 30" X 42"

SS3.207
SS3.208

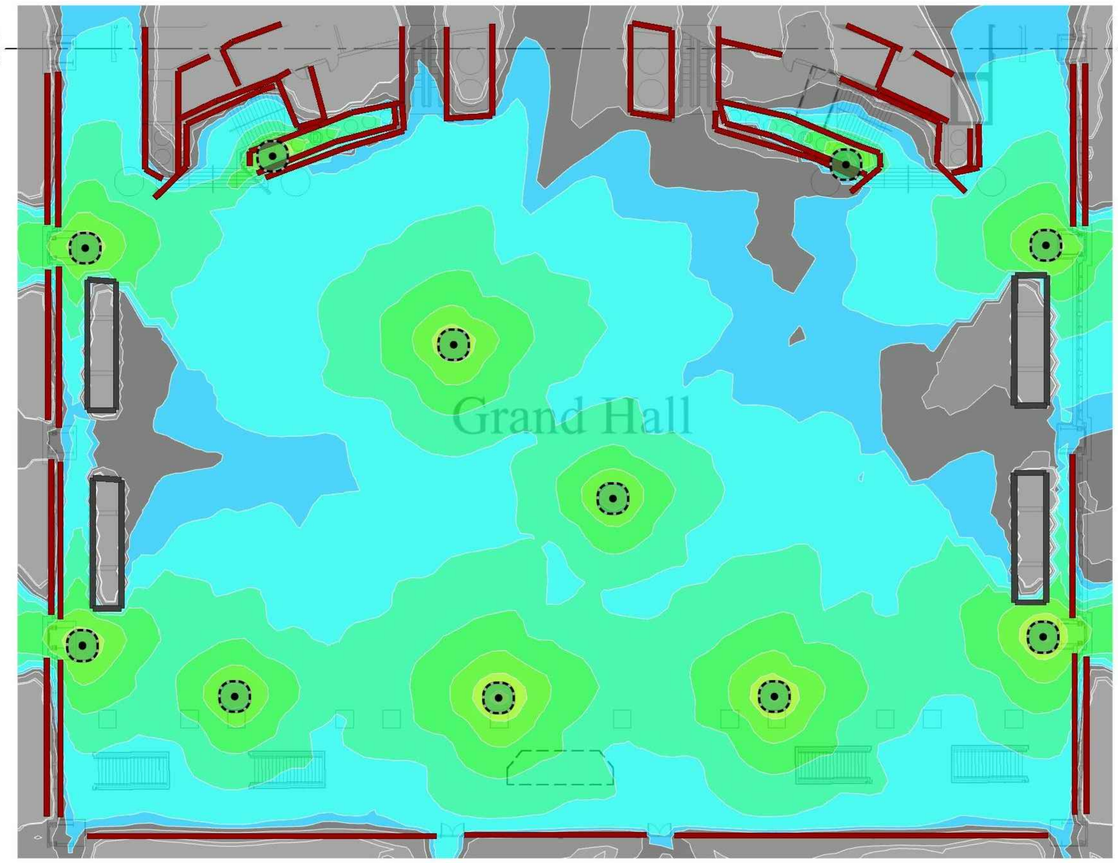


SS3.207
SS3.208

1 SS3.208A LEVEL 2 - EXISTING HEAT MAP GRAND HALL
Scale: 1/16" = 1'-0"

≤ -76 dBm -67 ≥ -24 dBm

J:\ACTIVE\128620.001 - PCCA - Facility-wide IT Wireless\DWGS\CAD_SS

10/7/2021 7:40:39 AM

MEP / FP Engineer
ARORA
ARORA ENGINEERS, INC.
1600 MARKET STREET, SUITE 1630
PHILADELPHIA, PA. 19103
215.372.1365

Architect

Civil Engineer

Structural Engineer

Pennsylvania Convention Center PHILADELPHIA

Key Plan

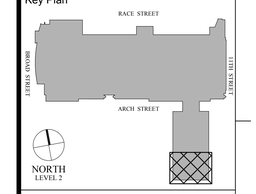


Seal

Revisions:

| NO. | DESCRIPTION | DATE |
|---|---|---|
| | | |
| | | |
| | | |
| | | |
| | | |
| | | |
| | | |
| | | |
| | | |
| | | |

**PCCA WiFi UPGRADES**

1101 ARCH STREET
PHILADELPHIA, PA 19107
**PENNSYLVANIA CONVENTION CENTER AUTHORITY (PCCA)**

**LEVEL 2 - EXISTING HEAT MAP GRAND HALL**

| | |
|---|---|
| Project Number | 128620.001 |
| Date | 2021-09-30 |
| Drawn By | TB |
| Checked By | EH |

**SS3.208A**

Scale AS NOTED

THIS DRAWING IS FORMATTED TO BE PRINTED AT 30" X 42"

ISSUED FOR BID

SS3.207
SS3.208

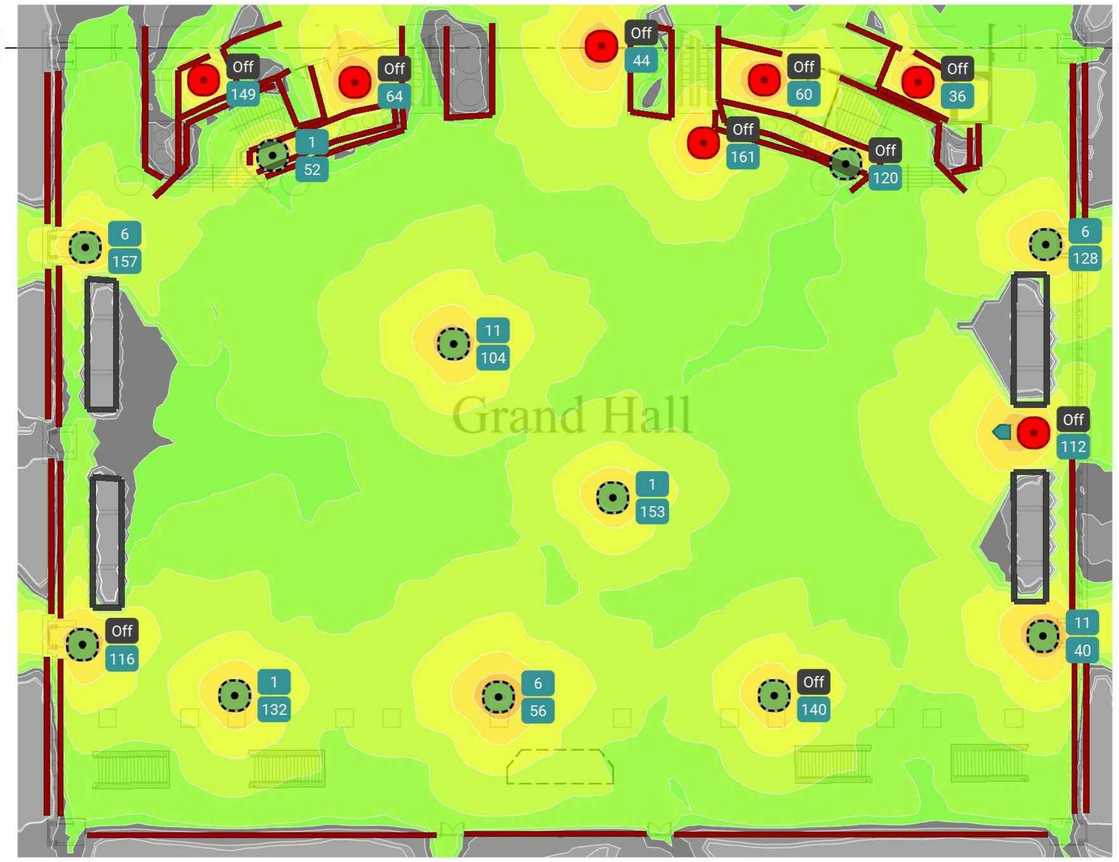


SS3.207
SS3.208

1 SS3.208B LEVEL 2 - NEW HEAT MAP GRAND HALL
Scale: 1/16" = 1'-0"

≤ -76 dBm -67 ≥ -24 dBm

ISSUED FOR BID

J:\ACTIVE\128620.001 - PCCA - Facility-wide IT Wireless\DWGS\CAD_SS

10/7/2021 7:40:43 AM


MEP / FP Engineer
ARORA
ARORA ENGINEERS, INC.
1600 MARKET STREET, SUITE 1630
PHILADELPHIA, PA. 19103
215.372.1365

Architect

Civil Engineer

Structural Engineer


Pennsylvania Convention Center PHILADELPHIA

Key Plan

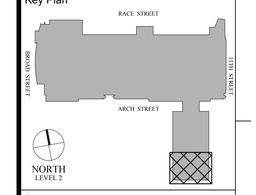


Seal

Revisions:

| NO. | DESCRIPTION | DATE |
|---|---|---|
| | | |
| | | |
| | | |
| | | |
| | | |
| | | |
| | | |
| | | |

**PCCA WiFi UPGRADES**

1101 ARCH STREET
PHILADELPHIA, PA 19107
**PENNSYLVANIA CONVENTION CENTER AUTHORITY (PCCA)**

**LEVEL 2 - NEW HEAT MAP GRAND HALL**

| | |
|---|---|
| Project Number | 128620.001 |
| Date | 2021-09-30 |
| Drawn By | TB |
| Checked By | EH |
| Scale | AS NOTED |

**SS3.208B**

THIS DRAWING IS FORMATTED TO BE PRINTED AT 30" X 42"

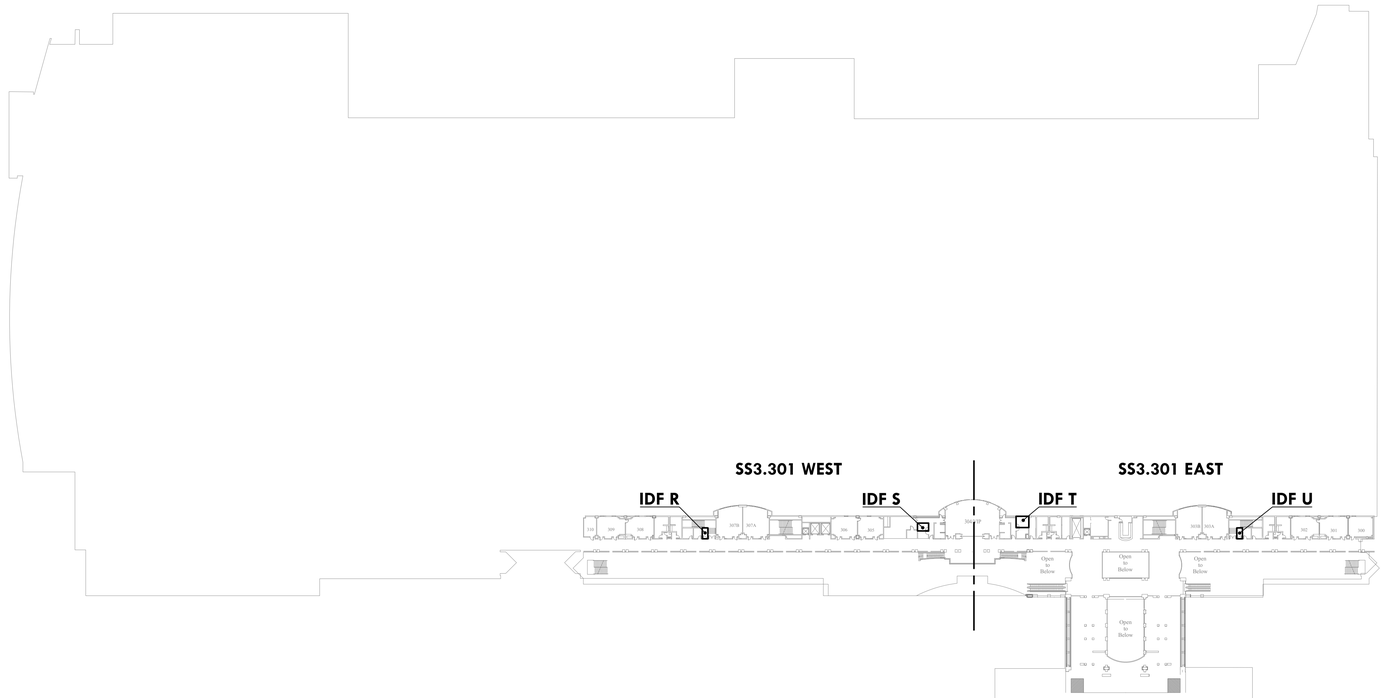


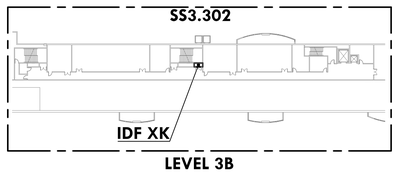


1 SS3.300 LEVEL 3 OVERALL KEY PLAN
Scale: 1/64" = 1'-0"

MEP / FP Engineer

ARORA
ARORA ENGINEERS, INC.
1600 MARKET STREET, SUITE 1630
PHILADELPHIA, PA. 19103
215.372.1365

Architect

Civil Engineer

Structural Engineer

Pennsylvania Convention Center PHILADELPHIA

Key Plan

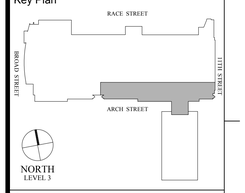


Seal

Revisions:

| NO. | DESCRIPTION | DATE |
|---|---|---|
| | | |
| | | |
| | | |
| | | |
| | | |
| | | |
| | | |
| | | |

**PCCA WiFi UPGRADES**

1101 ARCH STREET
PHILADELPHIA, PA 19107
**PENNSYLVANIA CONVENTION CENTER AUTHORITY (PCCA)**

**LEVEL 3 OVERALL KEY PLAN**

| | |
|---|---|
| Project Number | 128620.001 |
| Date | 2021-09-30 |
| Drawn By | TB |
| Checked By | EH |

**SS3.300**

Scale AS NOTED

**ISSUED FOR BID**

THIS DRAWING IS FORMATTED TO BE PRINTED AT 30" X 42"

10/7/2021 7:40:47 AM J:\ACTIVE\128620.001 - PCCA - Facility-wide IT Wireless\DWGS\CAD_SS

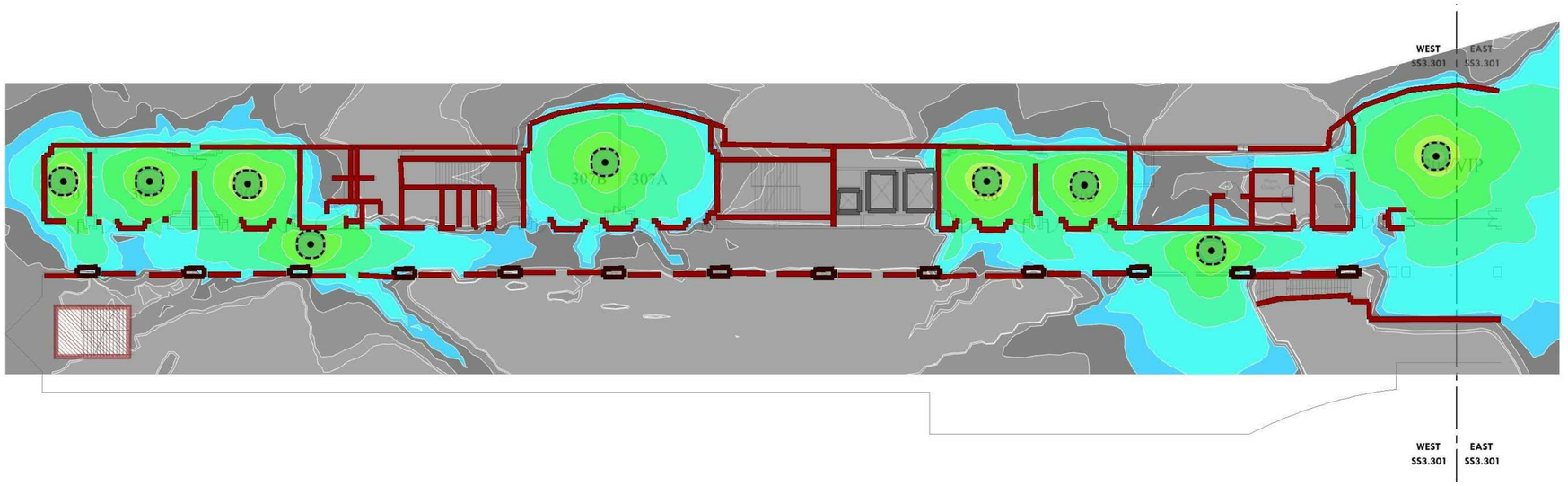


1 SS3.301A LEVEL 3A - EXISTING HEAT MAP PLAN - WEST
Scale: 1/16" = 1'-0"

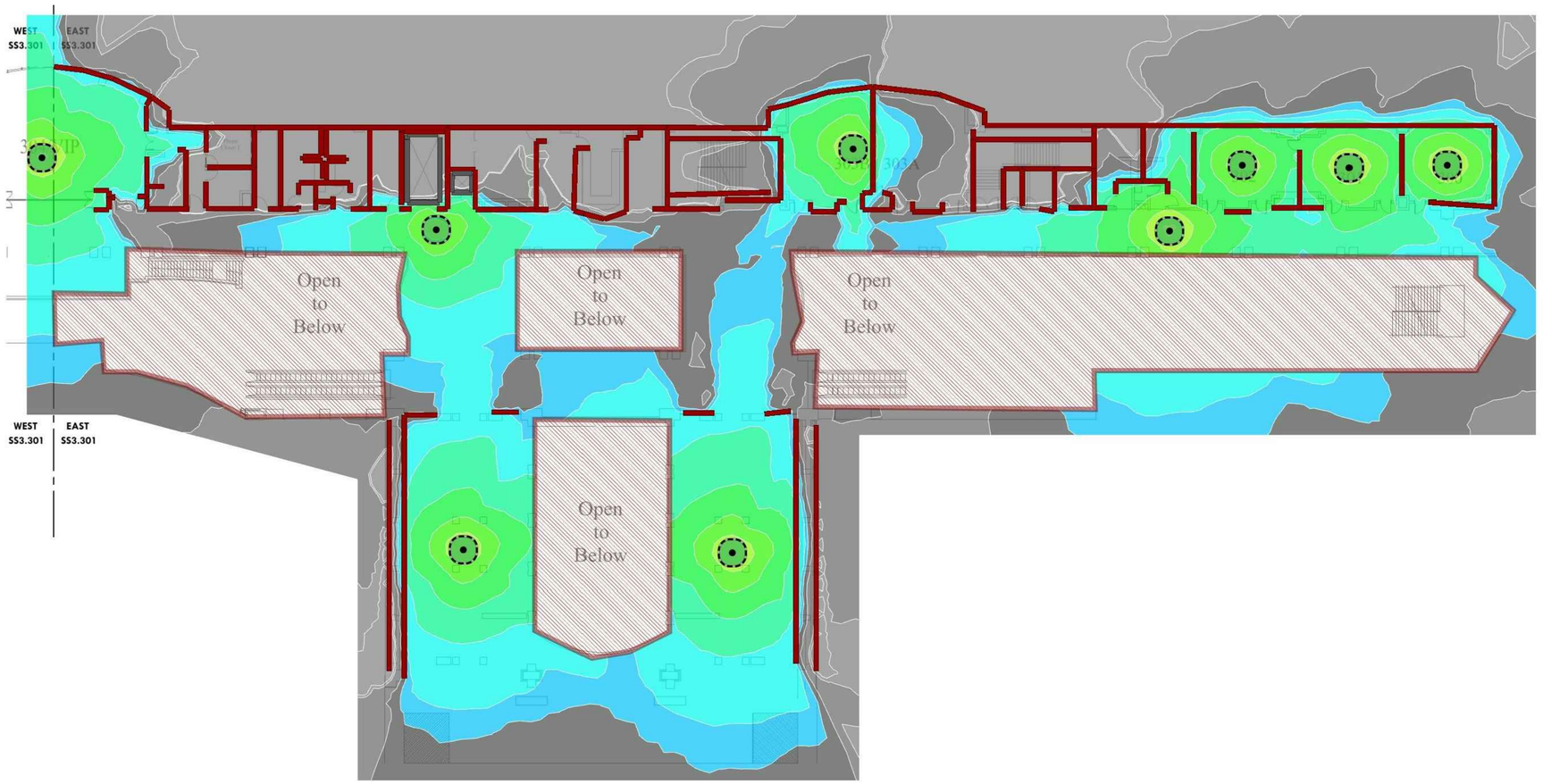


2 SS3.301A LEVEL 3A - EXISTING HEAT MAP PLAN - EAST
Scale: 1/16" = 1'-0"

≤ -76 dBm -67 ≥ -24 dBm

MEP / FP Engineer

ARORA

**ARORA ENGINEERS, INC.**
1600 MARKET STREET, SUITE 1630
PHILADELPHIA, PA. 19103
215.372.1365

Architect

Civil Engineer

Structural Engineer

Pennsylvania Convention Center PHILADELPHIA

Key Plan

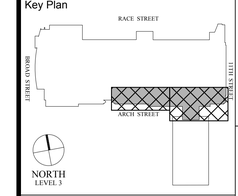


Seal

Revisions:

| NO. | DESCRIPTION | DATE |
|---|---|---|
| | | |
| | | |
| | | |
| | | |
| | | |
| | | |
| | | |
| | | |

**PCCA WiFi UPGRADES**

1101 ARCH STREET
PHILADELPHIA, PA 19107
**PENNSYLVANIA CONVENTION CENTER AUTHORITY (PCCA)**

**LEVEL 3A - EXISTING HEAT MAP PLAN**

| | |
|---|---|
| Project Number | 128620.001 |
| Date | 2021-09-30 |
| Drawn By | TB |
| Checked By | EH |

**SS3.301A**

Scale AS NOTED

ISSUED FOR BID

J:\ACTIVE\128620.001 - PCCA - Facility-wide IT Wireless\DWGS\CAD_SS

10/7/2021 7:40:52 AM

THIS DRAWING IS FORMATTED TO BE PRINTED AT 30" X 42"

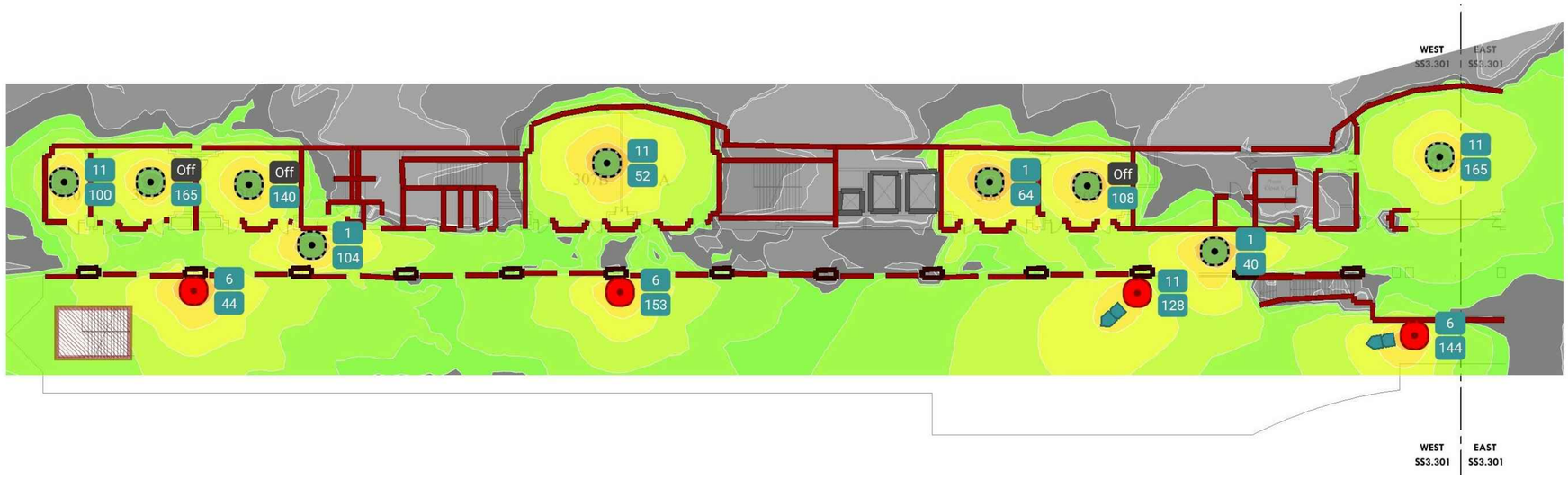


1 SS3.301B LEVEL 3A - NEW HEAT MAP PLAN - WEST
Scale: 1/16" = 1'-0"

2 SS3.301B LEVEL 3A - NEW HEAT MAP PLAN - EAST
Scale: 1/16" = 1'-0"

≤ -76 dBm -67 ≥ -24 dBm

MEP / FP Engineer

ARORA

**ARORA ENGINEERS, INC.**
1600 MARKET STREET, SUITE 1630
PHILADELPHIA, PA. 19103
215.372.1365

Architect

Civil Engineer

Structural Engineer

Pennsylvania Convention Center
PHILADELPHIA

Key Plan

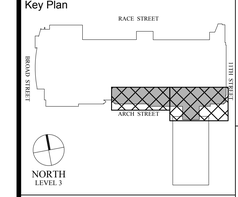


Seal

Revisions:

| NO. | DESCRIPTION | DATE |
|---|---|---|
| | | |
| | | |
| | | |
| | | |
| | | |
| | | |
| | | |
| | | |
| | | |

**PCCA WiFi UPGRADES**

1101 ARCH STREET
PHILADELPHIA, PA 19107
**PENNSYLVANIA CONVENTION CENTER AUTHORITY (PCCA)**

**LEVEL 3A - NEW HEAT MAP PLAN**

| | |
|---|---|
| Project Number | 128620.001 |
| Date | 2021-09-30 |
| Drawn By | TB |
| Checked By | EH |

**SS3.301B**

Scale AS NOTED

ISSUED FOR BID

J:\ACTIVE\128620.001 - PCCA - Facility-wide IT Wireless\DWGS\CAD_SS
10/7/2021 7:40:58 AM

THIS DRAWING IS FORMATTED TO BE PRINTED AT 30" X 42"

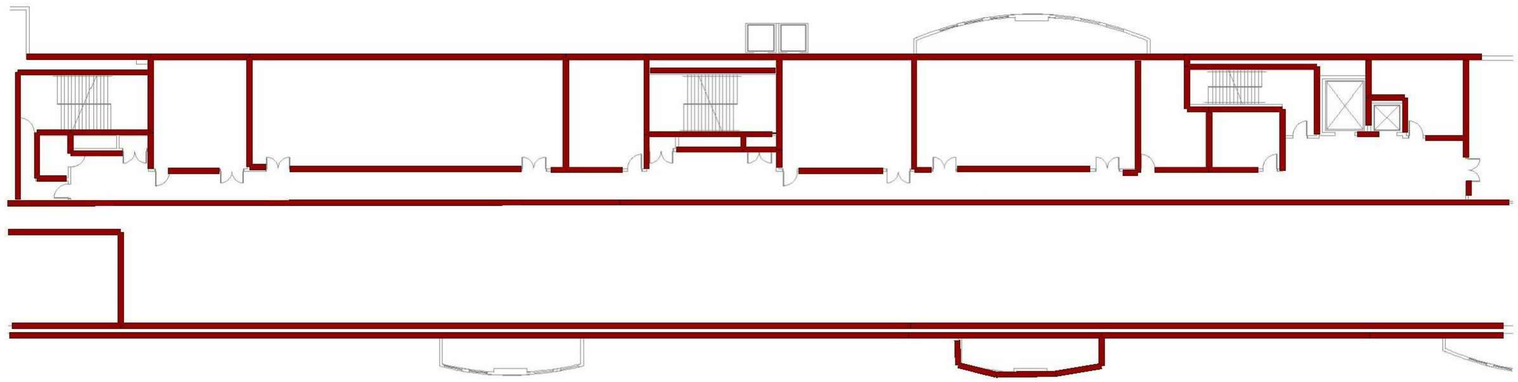

1 SS3.302A LEVEL 3B - EXISTING HEAT MAP PLAN
Scale: 1/16" = 1'-0"

GENERAL NOTES:

1. NO WAP INSTALLED IN LEVEL 3B. HEAT MAP NOT PROVIDED FOR EXISTING CONDITION.

≤ -76 dBm | -67 | ≥ -24 dBm

ISSUED FOR BID


MEP / FP Engineer

ARORA

**ARORA ENGINEERS, INC.**
1600 MARKET STREET, SUITE 1630
PHILADELPHIA, PA. 19103
215.372.1365

Architect

Civil Engineer

Structural Engineer


Pennsylvania Convention Center PHILADELPHIA

Key Plan

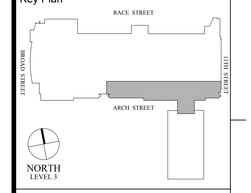


Seal

Revisions:

| NO. | DESCRIPTION | DATE |
|---|---|---|
| | | |
| | | |
| | | |
| | | |
| | | |
| | | |
| | | |
| | | |

**PCCA WiFi UPGRADES**

1101 ARCH STREET
PHILADELPHIA, PA 19107
**PENNSYLVANIA CONVENTION CENTER AUTHORITY (PCCA)**

**LEVEL 3B - EXISTING HEAT MAP PLAN**

| | |
|---|---|
| Project Number | 128620.001 |
| Date | 2021-09-30 |
| Drawn By | TB |
| Checked By | EH |
| **SS3.302A** | |
| Scale | AS NOTED |


J:\ACTIVE\128620.001 - PCCA - Facility-wide IT Wireless\DWGS\CAD_SS
10/7/2021 7:41:01 AM
THIS DRAWING IS FORMATTED TO BE PRINTED AT 30" X 42"

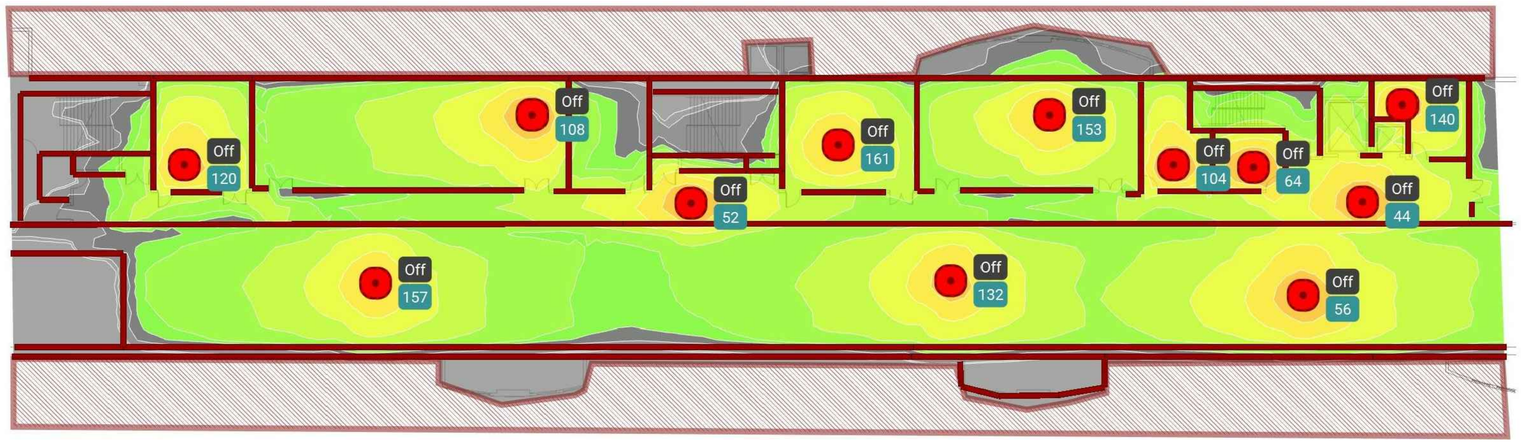


1 SS3.302B LEVEL 3B - NEW HEAT MAP PLAN
Scale: 1/16" = 1'-0"

≤ -76 dBm -67 ≥ -24 dBm

MEP / FP Engineer
ARORA
ARORA ENGINEERS, INC.
1600 MARKET STREET, SUITE 1630
PHILADELPHIA, PA. 19103
215.372.1365

Architect

Civil Engineer

Structural Engineer

Pennsylvania Convention Center PHILADELPHIA

Key Plan

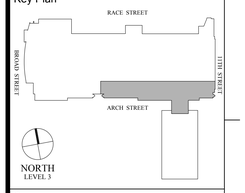


Seal

Revisions:

| NO. | DESCRIPTION | DATE |
|---|---|---|
| | | |
| | | |
| | | |
| | | |
| | | |
| | | |
| | | |
| | | |

**PCCA WiFi UPGRADES**

1101 ARCH STREET
PHILADELPHIA, PA 19107
**PENNSYLVANIA CONVENTION CENTER AUTHORITY (PCCA)**

**LEVEL 3B - NEW HEAT MAP PLAN**

| | |
|---|---|
| Project Number | 128620.001 |
| Date | 2021-09-30 |
| Drawn By | TB |
| Checked By | EH |
| Scale | AS NOTED |

**SS3.302B**

ISSUED FOR BID

J:\ACTIVE\128620.001 - PCCA - Facility-wide IT Wireless\DWGS\CAD_SS

10/7/2021 7:41:05 AM

THIS DRAWING IS FORMATTED TO BE PRINTED AT 30" X 42"

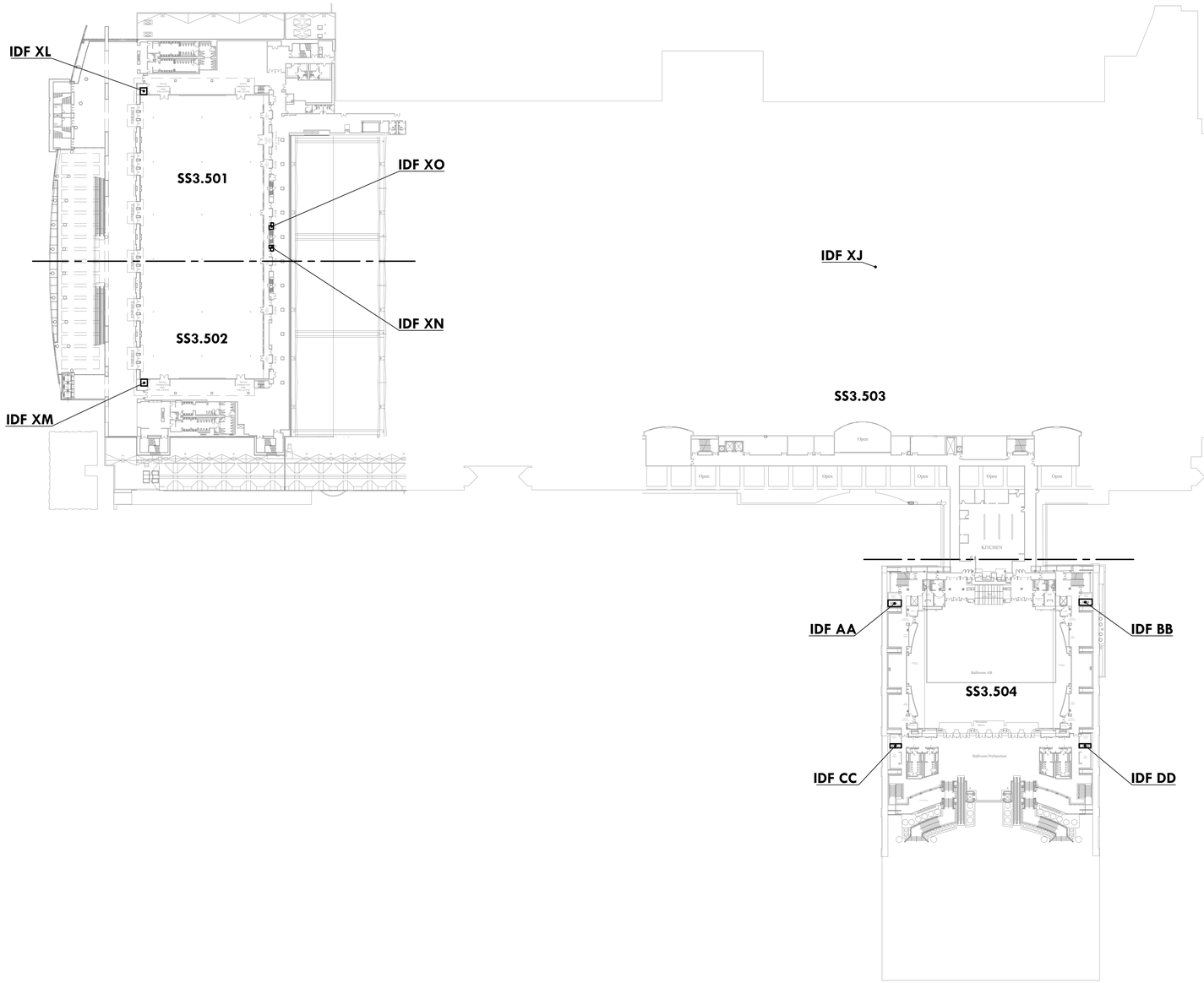


1 SS3.500 LEVEL 5 OVERALL KEY PLAN
Scale: 1/64" = 1'-0"

MEP / FP Engineer

ARORA

**ARORA ENGINEERS, INC.**
1600 MARKET STREET, SUITE 1630
PHILADELPHIA, PA. 19103
215.372.1365

Architect

Civil Engineer

Structural Engineer

Pennsylvania Convention Center PHILADELPHIA

Key Plan

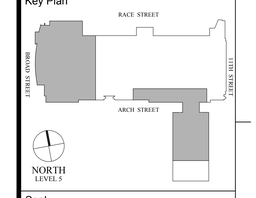


Seal

REGISTERED PROFESSIONAL JOSEPH T. SHEEHAN ENGINEER No. 091081 COMMONWEALTH OF PENNSYLVANIA

Revisions:

| NO. | DESCRIPTION | DATE |
|---|---|---|
| | | |
| | | |
| | | |
| | | |
| | | |
| | | |
| | | |
| | | |

**PCCA WiFi UPGRADES**

1101 ARCH STREET
PHILADELPHIA, PA 19107
**PENNSYLVANIA CONVENTION CENTER AUTHORITY (PCCA)**

**LEVEL 5 OVERALL KEY PLAN**

| | |
|---|---|
| Project Number | 128620.001 |
| Date | 2021-09-30 |
| Drawn By | TB |
| Checked By | EH |

**SS3.500**

| | |
|---|---|
| Scale | AS NOTED |

ISSUED FOR BID

10/7/2021 7:41:11 AM J:\ACTIVE\128620.001 - PCCA - Facility-wide IT Wireless\DWGS\CAD_SS

THIS DRAWING IS FORMATTED TO BE PRINTED AT 30" X 42"

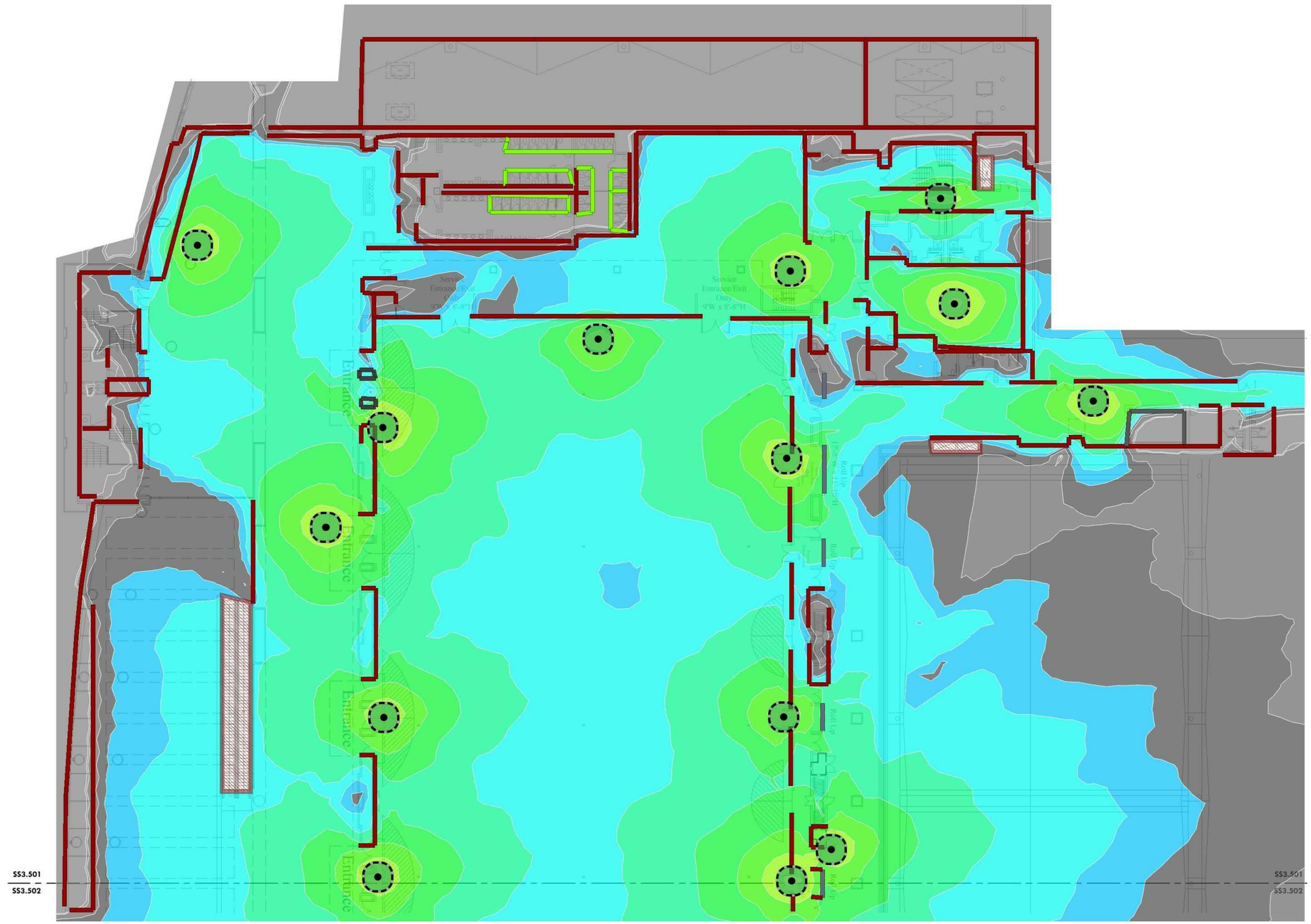


1 SS3.501A LEVEL 5 - EXISTING HEAT MAP PLAN NW
Scale: 1/16" = 1'-0"

≤ -76 dBm -67 ≥ -24 dBm

MEP / FP Engineer
ARORA
ARORA ENGINEERS, INC.
1600 MARKET STREET, SUITE 1630
PHILADELPHIA, PA. 19103
215.372.1365

Architect

Civil Engineer

Structural Engineer

Pennsylvania Convention Center PHILADELPHIA

Key Plan

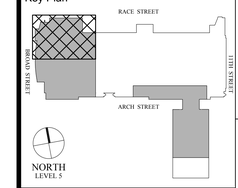


Seal

Revisions:

| NO. | DESCRIPTION | DATE |
|---|---|---|
| | | |
| | | |
| | | |
| | | |
| | | |
| | | |
| | | |
| | | |
| | | |

**PCCA WiFi UPGRADES**

1101 ARCH STREET
PHILADELPHIA, PA 19107
**PENNSYLVANIA CONVENTION CENTER AUTHORITY (PCCA)**

**LEVEL 5 - EXISTING HEAT MAP PLAN NW**

| | |
|---|---|
| Project Number | 128620.001 |
| Date | 2021-09-30 |
| Drawn By | TB |
| Checked By | EH |
| | **SS3.501A** |
| Scale | AS NOTED |

ISSUED FOR BID

J:\ACTIVE\128620.001 - PCCA - Facility-wide IT Wireless\DWGS\CAD_SS
10/7/2021 7:41:15 AM
THIS DRAWING IS FORMATTED TO BE PRINTED AT 30" X 42"

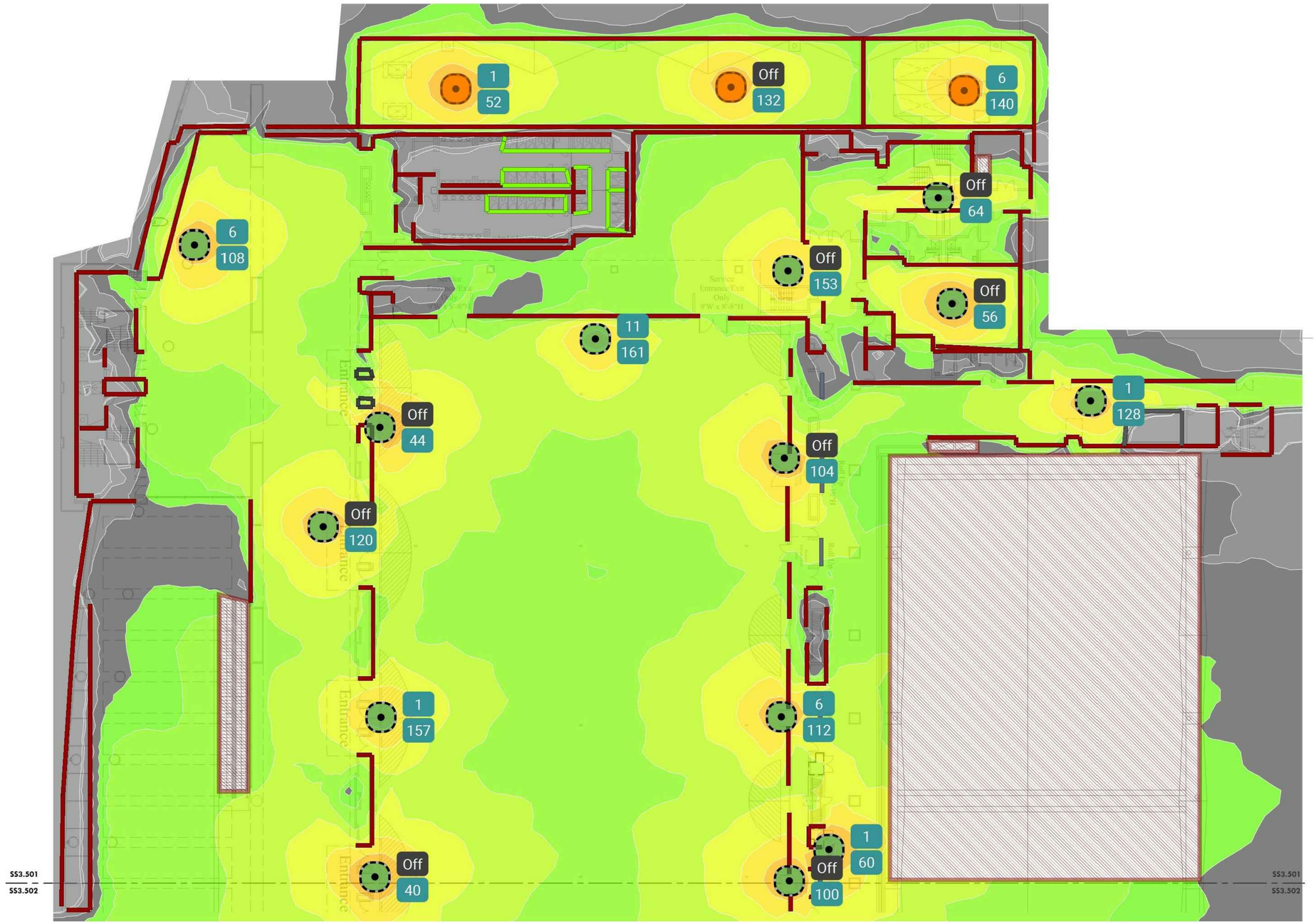


1 SS3.501B LEVEL 5 - NEW HEAT MAP PLAN NW
Scale: 1/16" = 1'-0"

≤ -76 dBm -67 ≥ -24 dBm

J:\ACTIVE\128620.001 - PCCA - Facility-wide IT Wireless\DWGS\CAD_SS

10/7/2021 7:41:19 AM

MEP / FP Engineer

ARORA
ARORA ENGINEERS, INC.
1600 MARKET STREET, SUITE 1630
PHILADELPHIA, PA. 19103
215.372.1365

Architect

Civil Engineer

Structural Engineer

Pennsylvania Convention Center PHILADELPHIA

Key Plan

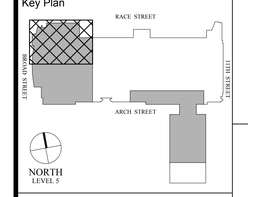


Seal

Revisions:

| NO. | DESCRIPTION | DATE |
|---|---|---|
| | | |
| | | |
| | | |
| | | |
| | | |
| | | |
| | | |
| | | |
| | | |

**PCCA WiFi UPGRADES**

1101 ARCH STREET
PHILADELPHIA, PA 19107
**PENNSYLVANIA CONVENTION CENTER AUTHORITY (PCCA)**

**LEVEL 5 - NEW HEAT MAP PLAN NW**

| | |
|---|---|
| Project Number | 128620.001 |
| Date | 2021-09-30 |
| Drawn By | TB |
| Checked By | EH |

**SS3.501B**

Scale AS NOTED

THIS DRAWING IS FORMATTED TO BE PRINTED AT 30" X 42"

ISSUED FOR BID

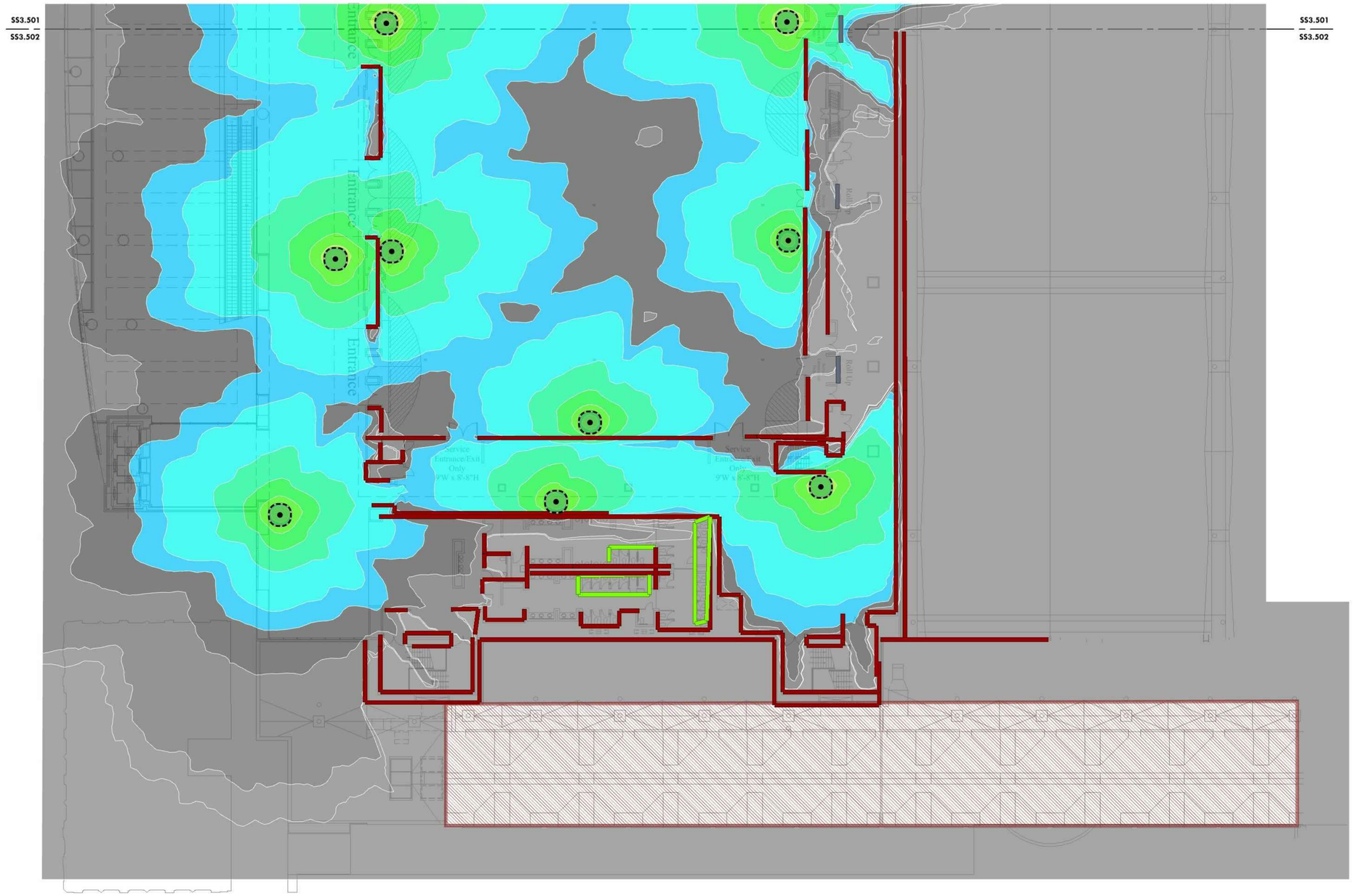


1 SS3.502A LEVEL 5 - EXISTING HEAT MAP PLAN SW
Scale: 1/16" = 1'-0"

≤ -76 dBm -67 ≥ -24 dBm

MEP / FP Engineer

ARORA

**ARORA ENGINEERS, INC.**
1600 MARKET STREET, SUITE 1630
PHILADELPHIA, PA. 19103
215.372.1365

Architect

Civil Engineer

Structural Engineer

Pennsylvania Convention Center PHILADELPHIA

Key Plan




Seal

Revisions:

| NO. | DESCRIPTION | DATE |
|---|---|---|
| | | |
| | | |
| | | |
| | | |
| | | |
| | | |
| | | |
| | | |

**PCCA WiFi UPGRADES**

1101 ARCH STREET
PHILADELPHIA, PA 19107
**PENNSYLVANIA CONVENTION CENTER AUTHORITY (PCCA)**

**LEVEL 5 - EXISTING HEAT MAP PLAN SW**

| | |
|---|---|
| Project Number | 128620.001 |
| Date | 2021-09-30 |
| Drawn By | TB |
| Checked By | EH |

**SS3.502A**

Scale AS NOTED

ISSUED FOR BID

J:\ACTIVE\128620.001 - PCCA - Facility-wide IT Wireless\DWGS\CAD_SS
10/7/2021 7:41:23 AM

THIS DRAWING IS FORMATTED TO BE PRINTED AT 30" X 42"

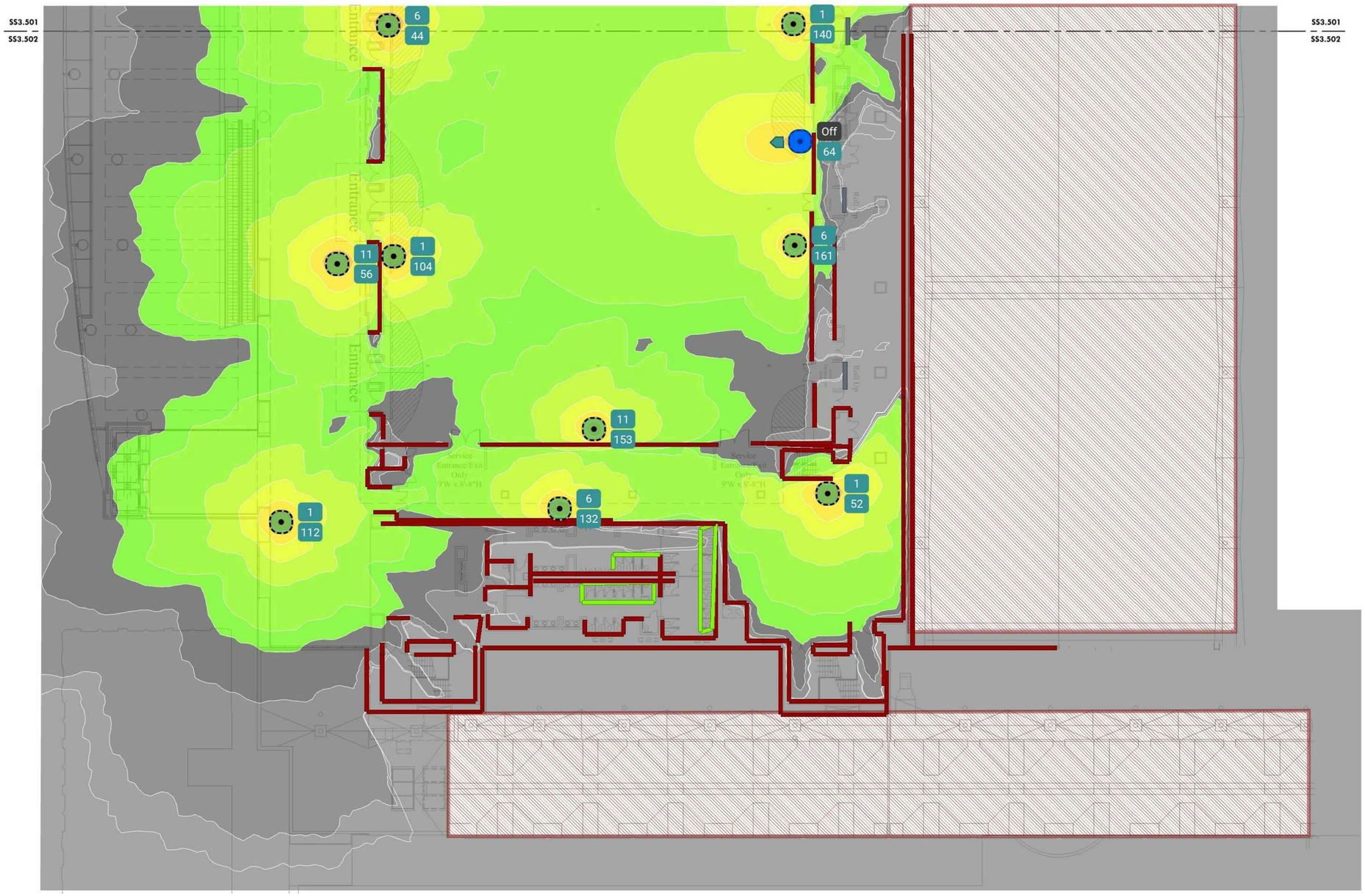


1 SS3.502B LEVEL 5 - NEW HEAT MAP PLAN SW
Scale: 1/16" = 1'-0"

≤ -76 dBm -67 ≥ -24 dBm

MEP / FP Engineer

ARORA

**ARORA ENGINEERS, INC.**
1600 MARKET STREET, SUITE 1630
PHILADELPHIA, PA. 19103
215.372.1365

Architect

Civil Engineer

Structural Engineer

Pennsylvania Convention Center PHILADELPHIA

Key Plan

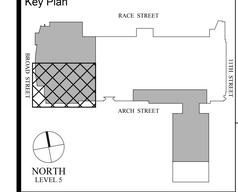


Seal

REGISTERED PROFESSIONAL JASON T. SHOEN ENGINEER No. 091081 COMMONWEALTH OF PENNSYLVANIA

Revisions:

| NO. | DESCRIPTION | DATE |
|---|---|---|
| | | |
| | | |
| | | |
| | | |
| | | |
| | | |
| | | |
| | | |

**PCCA WiFi UPGRADES**

1101 ARCH STREET
PHILADELPHIA, PA 19107
**PENNSYLVANIA CONVENTION CENTER AUTHORITY (PCCA)**

**LEVEL 5 - NEW HEAT MAP PLAN SW**

| | |
|---|---|
| Project Number | 128620.001 |
| Date | 2021-09-30 |
| Drawn By | TB |
| Checked By | EH |

**SS3.502B**

Scale AS NOTED

ISSUED FOR BID

J:\ACTIVE\128620.001 - PCCA - Facility-wide IT Wireless\DWGS\CAD_SS

10/7/2021 7:41:27 AM

THIS DRAWING IS FORMATTED TO BE PRINTED AT 30" X 42"

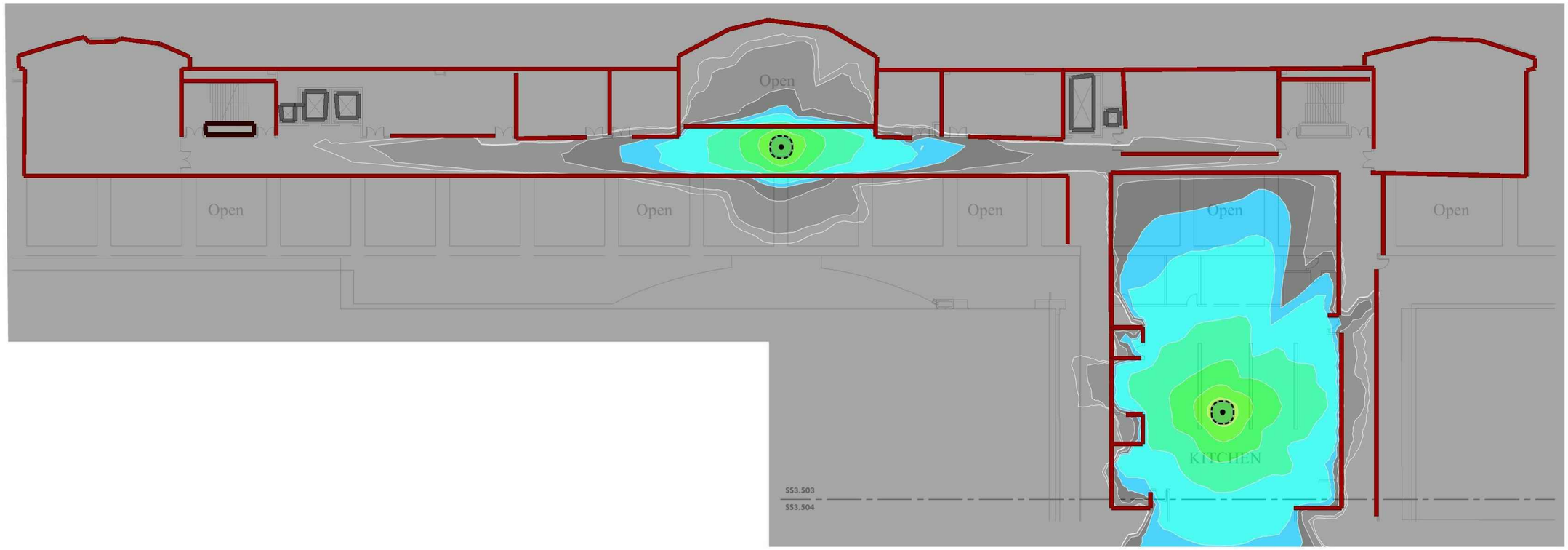


1 SS3.503A LEVEL 5 - EXISTING HEAT MAP PLAN BALLROOM 'W' S.E
Scale: 1/16" = 1'-0"

≤ -76 dBm | -67 | ≥ -24 dBm

ISSUED FOR BID

MEP / FP Engineer
ARORA
ARORA ENGINEERS, INC.
1600 MARKET STREET, SUITE 1630
PHILADELPHIA, PA. 19103
215.372.1365

Architect

Civil Engineer

Structural Engineer

Pennsylvania Convention Center PHILADELPHIA

Key Plan

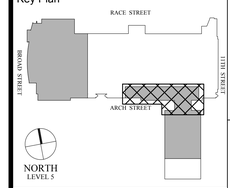


Seal

Revisions:

| NO. | DESCRIPTION | DATE |
|---|---|---|
| | | |
| | | |
| | | |
| | | |
| | | |
| | | |
| | | |
| | | |

**PCCA WiFi UPGRADES**

1101 ARCH STREET
PHILADELPHIA, PA 19107
**PENNSYLVANIA CONVENTION CENTER AUTHORITY (PCCA)**

**LEVEL 5 - EXISTING HEAT MAP PLAN BALLROOM 'W' S.E**

| | |
|---|---|
| Project Number | 128620.001 |
| Date | 2021-09-30 |
| Drawn By | TB |
| Checked By | EH |

**SS3.503A**

Scale AS NOTED

THIS DRAWING IS FORMATTED TO BE PRINTED AT 30" X 42"

10/7/2021 7:41:32 AM J:\ACTIVE\128620.001 - PCCA - Facility-wide IT Wireless\DWGS\CAD_SS

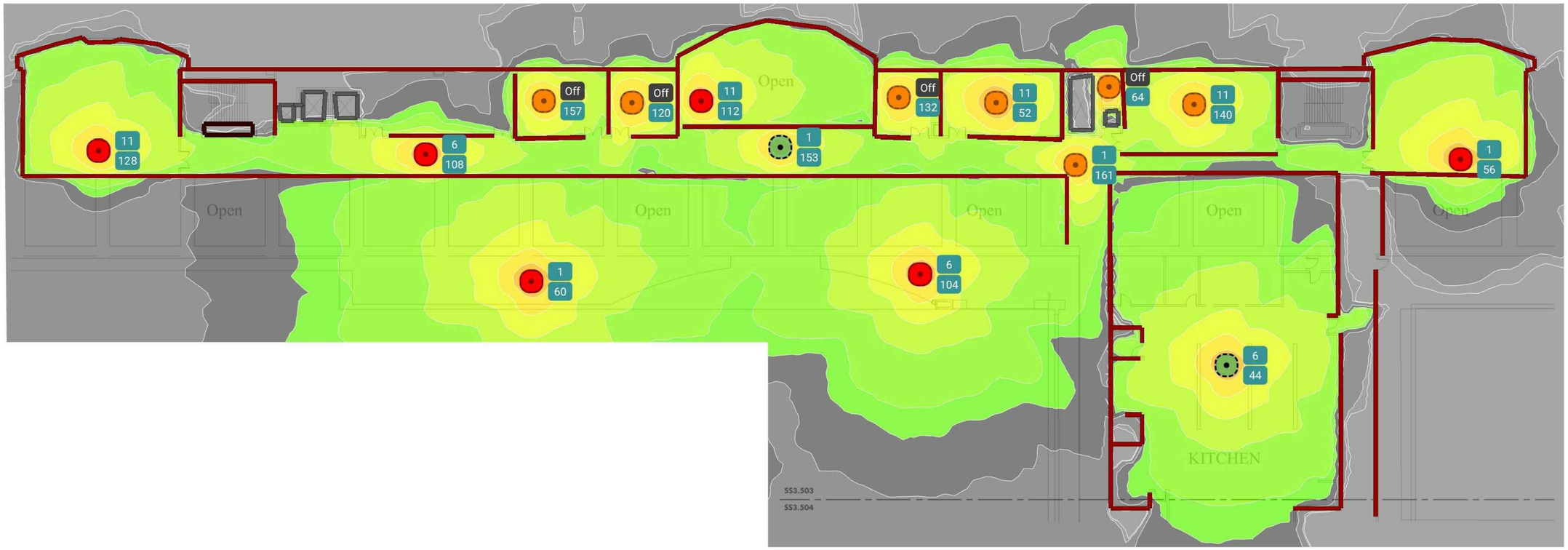


1 / SS3.503B — LEVEL 5 - NEW HEAT MAP PLAN BALLROOM 'W' S.E
Scale: 1/16" = 1'-0"

≤ -76 dBm | -67 | ≥ -24 dBm

10/7/2021 7:41:36 AM J:\ACTIVE\128620.001 - PCCA - Facility-wide IT Wireless\DWGS\CAD_SS

MEP / FP Engineer
ARORA
ARORA ENGINEERS, INC.
1600 MARKET STREET, SUITE 1630
PHILADELPHIA, PA. 19103
215.372.1365

Architect

Civil Engineer

Structural Engineer

Pennsylvania Convention Center PHILADELPHIA

Key Plan

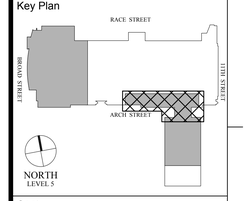


Seal

Revisions:

| NO. | DESCRIPTION | DATE |
|---|---|---|
| | | |
| | | |
| | | |
| | | |
| | | |
| | | |
| | | |
| | | |

**PCCA WiFi UPGRADES**

1101 ARCH STREET
PHILADELPHIA, PA 19107
**PENNSYLVANIA CONVENTION CENTER AUTHORITY (PCCA)**

**LEVEL 5 - NEW HEAT MAP PLAN BALLROOM 'W' S.E**

| | |
|---|---|
| Project Number | 128620.001 |
| Date | 2021-09-30 |
| Drawn By | TB |
| Checked By | EH |

**SS3.503B**

Scale AS NOTED

ISSUED FOR BID

THIS DRAWING IS FORMATTED TO BE PRINTED AT 30" X 42"

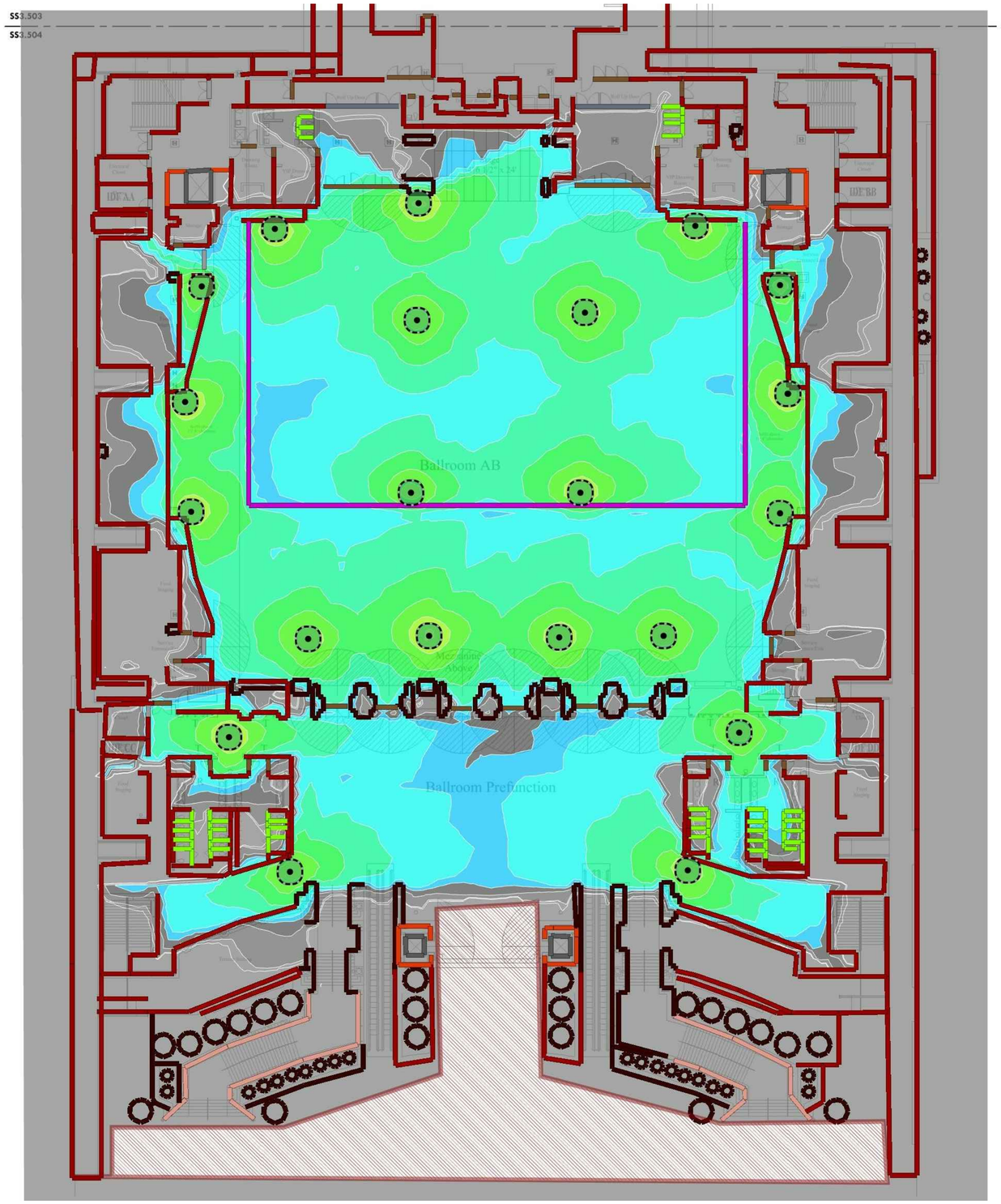


1 SS3.504A LEVEL 5 - EXISTING HEAT MAP PLAN BALLROOM 'E' S.W
Scale: 1/16" = 1'-0"

≤ -76 dBm | -67 | ≥ -24 dBm

ISSUED FOR BID

MEP / FP Engineer
ARORA
ARORA ENGINEERS, INC.
1600 MARKET STREET, SUITE 1630
PHILADELPHIA, PA. 19103
215.372.1365

Architect

Civil Engineer

Structural Engineer

Pennsylvania Convention Center PHILADELPHIA

Key Plan

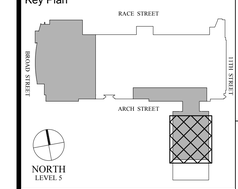


Seal

COMMONWEALTH OF PENNSYLVANIA
REGISTERED PROFESSIONAL
JASON T. SHEEN
ENGINEER
No. 091081

Revisions:

| NO. | DESCRIPTION | DATE |
|---|---|---|
| | | |
| | | |
| | | |
| | | |
| | | |
| | | |
| | | |
| | | |

**PCCA WiFi UPGRADES**

1101 ARCH STREET
PHILADELPHIA, PA 19107
**PENNSYLVANIA CONVENTION CENTER AUTHORITY (PCCA)**

**LEVEL 5 - EXISTING HEAT MAP PLAN BALLROOM 'E' S.W**

| | |
|---|---|
| Project Number | 128620.001 |
| Date | 2021-09-30 |
| Drawn By | TB |
| Checked By | EH |

**SS3.504A**

Scale AS NOTED

THIS DRAWING IS FORMATTED TO BE PRINTED AT 30" X 42"

J:\ACTIVE\128620.001 - PCCA - Facility-wide IT Wireless\DWGS\CAD_SS

10/7/2021 7:41:41 AM

1 SS3.504B LEVEL 5 - NEW HEAT MAP PLAN BALLROOM 'E' S.W
Scale: 1/16" = 1'-0"

≤ -76 dBm -67 ≥ -24 dBm

MEP / FP Engineer

ARORA

**ARORA ENGINEERS, INC.**
1600 MARKET STREET, SUITE 1630
PHILADELPHIA, PA. 19103
215.372.1365

Architect

Civil Engineer

Structural Engineer

Pennsylvania Convention Center PHILADELPHIA

Key Plan

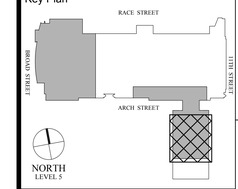


Seal

REGISTERED PROFESSIONAL ENGINEER No. 091081

Revisions:

| NO. | DESCRIPTION | DATE |
|---|---|---|
| | | |
| | | |
| | | |
| | | |
| | | |
| | | |
| | | |
| | | |

**PCCA WiFi UPGRADES**

1101 ARCH STREET
PHILADELPHIA, PA 19107
**PENNSYLVANIA CONVENTION CENTER AUTHORITY (PCCA)**

**LEVEL 5 - NEW HEAT MAP PLAN BALLROOM 'E' S.W**

| | |
|---|---|
| Project Number | 128620.001 |
| Date | 2021-09-30 |
| Drawn By | TB |
| Checked By | EH |

**SS3.504B**

Scale AS NOTED

ISSUED FOR BID

J:\ACTIVE\128620.001 - PCCA - Facility-wide IT Wireless\DWGS\CAD_SS

10/7/2021 7:41:46 AM

THIS DRAWING IS FORMATTED TO BE PRINTED AT 30" X 42"

## EXISTING RACK



## GENERAL NOTES:

1. NO WORK IS REQUIRED IN THIS MDF. PICTURE SHOWN FOR REFERENCE.

1 SS4.001 SPECIAL SYSTEMS ENLARGED PLANS 01 - OLD MDF

Scale: NOT TO SCALE

## EXISTING CABINET




## GENERAL NOTES:

1. CONTRACTOR TO PROVIDE NEW CAT6A PATCH PANEL TO TERMINATE NEW WIRELESS ACCESS POINT DEVICES.

| CABINET C01 | | | |
|---|---|---|---|
| RU | EQUIPMENT | # / W | DESCRIPTION |
| 1 | | | |
| 2 | | | |
| 3 | | | |
| 4 | **NEW 24-PORT CAT6A PP** | **24** | **FOR NEW WAPS** |
| 5 | NETWORK EDGE SWITCH | 48 | |
| 6 | ACTIVE NETWORK EQUIPMENT | | |
| 7 | | | |
| 8 | | | |
| 9 | ACTIVE NETWORK EQUIPMENT | | |
| 10 | | | |
| 11 | | | |
| 12 | | | |
| 13 | | | |
| 14 | ACTIVE NETWORK EQUIPMENT | | |
| 15 | | | |
| 16 | ACTIVE NETWORK EQUIPMENT | | |
| 17 | ACTIVE NETWORK EQUIPMENT | | |
| 18 | | | |
| 19 | | | |
| 20 | ACTIVE NETWORK EQUIPMENT | | |
| 21 | | | |
| 22 | | | |
| 23 | | | |
| 24 | | | |
| 25 | | | |
| 26 | | | |
| 27 | | | |
| 28 | | | |
| 29 | | | |
| 30 | | | |
| 31 | | | |
| 32 | | | |
| 33 | | | |
| 34 | | | |
| 35 | | | |
| 36 | | | |
| 37 | | | |
| 38 | | | |
| 39 | | | |
| 40 | | | |
| 41 | | | |
| 42 | | | |

2 SS4.001 SPECIAL SYSTEMS ENLARGED PLANS 01 - NEW MDF

Scale: NOT TO SCALE


MEP / FP Engineer

ARORA

**ARORA ENGINEERS, INC.**
1600 MARKET STREET, SUITE 1630
PHILADELPHIA, PA. 19103
215.372.1365

Architect

Civil Engineer

Structural Engineer


Pennsylvania Convention Center PHILADELPHIA

Key Plan

Seal

COMMONWEALTH OF PENNSYLVANIA REGISTERED PROFESSIONAL ENGINEER No. 091081

Revisions:

| NO. | DESCRIPTION | DATE |
|---|---|---|
| | | |
| | | |
| | | |
| | | |
| | | |
| | | |
| | | |
| | | |
| | | |

**PCCA WiFi UPGRADES**

1101 ARCH STREET
PHILADELPHIA, PA 19107
**PENNSYLVANIA CONVENTION CENTER AUTHORITY (PCCA)**

**SPECIAL SYSTEMS ENLARGED PLANS 01**

| | |
|---|---|
| Project Number | 128620.001 |
| Date | 2021-09-30 |
| Drawn By | TB |
| Checked By | EH |

**SS4.001**

Scale AS NOTED

ISSUED FOR BID


10/7/2021 7:41:52 AM J:\ACTIVE\128620.001 - PCCA - Facility-wide IT Wireless\DWGS\CAD_SS

THIS DRAWING IS FORMATTED TO BE PRINTED AT 30" X 42"

EXISTING RACK




| RACK R01 | | | |
|---|---|---|---|
| RU | EQUIPMENT | # / W | DESCRIPTION |
| 1 | | | |
| 2 | | | |
| 3 | | | |
| 4 | COPPER PATCH PANEL | 48 | PATCH PANEL A |
| 5 | | | |
| 6 | | | |
| 7 | | | |
| 8 | | | |
| 9 | | | |
| 10 | ACTIVE NETWORK EQUIPMENT | | |
| 11 | ACTIVE NETWORK EQUIPMENT | | |
| 12 | ACTIVE NETWORK EQUIPMENT | | |
| 13 | | | |
| 14 | ACTIVE NETWORK EQUIPMENT | | |
| 15 | | | |
| 16 | | | |
| 17 | | | |
| 18 | | | |
| 19 | | | |
| 20 | **NEW 24-PORT CAT6A PP** | **24** | **FOR NEW WAPS** |
| 21 | | | |
| 22 | | | |
| 23 | | | |
| 24 | | | |
| 25 | | | |
| 26 | | | |
| 27 | | | |
| 28 | | | |
| 29 | | | |
| 30 | | | |
| 31 | | | |
| 32 | | | |
| 33 | | | |
| 34 | | | |
| 35 | | | |
| 36 | | | |
| 37 | | | |
| 38 | | | |
| 39 | | | |
| 40 | | | |
| 41 | | | |
| 42 | | | |

NOTES:

1. CONTRACTOR TO PROVIDE NEW 24-PORT CAT6A PATCH PANEL.
2. TERMINATE NEW CAT6A CABLING TO EXISTING LOCATION OF WIFI ACCESS POINT.
3. CAT6A ORANGE PATCH CABLE SHALL BE USED FOR ALL WIFI ACCESS POINT.

1 SS4.002 SPECIAL SYSTEMS ENLARGED PLANS 02 - IDF A

Scale: NOT TO SCALE

EXISTING RACK




GENERAL NOTES:

1. CONTRACTOR TO PROVIDE NEW CAT6A PATCH PANEL TO TERMINATE NEW WIRELESS ACCESS POINT DEVICES.

| RACK R01 | | | |
|---|---|---|---|
| RU | EQUIPMENT | # / W | DESCRIPTION |
| 1 | | | |
| 2 | | | |
| 3 | | | |
| 4 | COPPER PATCH PANEL | 48 | PATCH PANEL A |
| 5 | | | |
| 6 | | | |
| 7 | | | |
| 8 | | | |
| 9 | | | |
| 10 | ACTIVE NETWORK EQUIPMENT | | |
| 11 | ACTIVE NETWORK EQUIPMENT | | |
| 12 | ACTIVE NETWORK EQUIPMENT | | |
| 13 | | | |
| 14 | ACTIVE NETWORK EQUIPMENT | | |
| 15 | | | |
| 16 | | | |
| 17 | | | |
| 18 | NETWORK EDGE SWITCH | 48 | |
| 19 | NETWORK EDGE SWITCH | 48 | |
| 20 | **NEW 24-PORT CAT6A PP** | **24** | **FOR NEW WAPS** |
| 21 | | | |
| 22 | | | |
| 23 | | | |
| 24 | | | |
| 25 | | | |
| 26 | | | |
| 27 | | | |
| 28 | | | |
| 29 | | | |
| 30 | | | |
| 31 | | | |
| 32 | | | |
| 33 | | | |
| 34 | | | |
| 35 | | | |
| 36 | | | |
| 37 | | | |
| 38 | | | |
| 39 | | | |
| 40 | | | |
| 41 | | | |
| 42 | | | |

NOTES:

1. CONTRACTOR TO PROVIDE NEW 24-PORT CAT6A PATCH PANEL.
2. TERMINATE NEW CAT6A CABLING TO EXISTING LOCATION OF WIFI ACCESS POINT.
3. CAT6A ORANGE PATCH CABLE SHALL BE USED FOR ALL WIFI ACCESS POINT.

2 SS4.002 SPECIAL SYSTEMS ENLARGED PLANS 02 - IDF B

Scale: NOT TO SCALE

MEP / FP Engineer
ARORA
ARORA ENGINEERS, INC.
1600 MARKET STREET, SUITE 1630
PHILADELPHIA, PA. 19103
215.372.1365

Architect

Civil Engineer

Structural Engineer

Pennsylvania Convention Center PHILADELPHIA

Key Plan

Seal

COMMONWEALTH OF PENNSYLVANIA REGISTERED PROFESSIONAL JASON T. SHOEN ENGINEER No. 091081

Revisions:

| NO. | DESCRIPTION | DATE |
|---|---|---|
| | | |
| | | |
| | | |
| | | |
| | | |
| | | |
| | | |
| | | |

**PCCA WiFi UPGRADES**

1101 ARCH STREET
PHILADELPHIA, PA 19107
**PENNSYLVANIA CONVENTION CENTER AUTHORITY (PCCA)**

**SPECIAL SYSTEMS ENLARGED PLANS 02**

| | |
|---|---|
| Project Number | 128620.001 |
| Date | 2021-09-30 |
| Drawn By | TB |
| Checked By | EH |

**SS4.002**

Scale AS NOTED

**ISSUED FOR BID**

J:\ACTIVE\128620.001 - PCCA - Facility-wide IT Wireless\DWGS\CAD_SS
10/7/2021 7:41:57 AM
THIS DRAWING IS FORMATTED TO BE PRINTED AT 30" X 42"

## EXISTING RACK

## GENERAL NOTES:

1. CONTRACTOR TO PROVIDE NEW CAT6A PATCH PANEL TO TERMINATE NEW WIRELESS ACCESS POINT DEVICES.

| RACK R01 | | | |
|---|---|---|---|
| RU | EQUIPMENT | # / W | DESCRIPTION |
| 1 | ACTIVE NETWORK EQUIPMENT | | |
| 2 | ACTIVE NETWORK EQUIPMENT | | |
| 3 | | | |
| 4 | | | |
| 5 | | | |
| 6 | COPPER PATCH PANEL | 48 | PATCH PANEL A |
| 7 | | | |
| 8 | CABLE MANAGEMENT | | |
| 9 | | | |
| 10 | | | |
| 11 | COPPER PATCH PANEL | 48 | PATCH PANEL B |
| 12 | | | |
| 13 | CABLE MANAGEMENT | | |
| 14 | | | |
| 15 | | | |
| 16 | COPPER PATCH PANEL | 48 | PATCH PANEL C |
| 17 | | | |
| 18 | CABLE MANAGEMENT | | |
| 19 | | | |
| 20 | | | |
| 21 | ACTIVE NETWORK EQUIPMENT | | |
| 22 | | | |
| 23 | CABLE MANAGEMENT | | |
| 24 | | | |
| 25 | | | |
| 26 | NETWORK EDGE SWITCH | 48 | |
| 27 | CABLE MANAGEMENT | | |
| 28 | | | |
| 29 | **NEW 24-PORT CAT6A PP** | **24** | **FOR NEW WAPS** |
| 30 | | | |
| 31 | | | |
| 32 | | | |
| 33 | | | |
| 34 | | | |
| 35 | | | |
| 36 | | | |
| 37 | | | |
| 38 | | | |
| 39 | | | |
| 40 | | | |
| 41 | | | |
| 42 | | | |

## NOTES:

1. CONTRACTOR TO PROVIDE NEW 24-PORT CAT6A PATCH PANEL.
2. TERMINATE NEW CAT6A CABLING TO EXISTING LOCATION OF WIFI ACCESS POINT.
3. CAT6A ORANGE PATCH CABLE SHALL BE USED FOR ALL WIFI ACCESS POINT.

1 SS4.003 SPECIAL SYSTEMS ENLARGED PLANS 03 - IDF C

Scale: NOT TO SCALE

## EXISTING RACK




## GENERAL NOTES:

1. CONTRACTOR TO PROVIDE NEW CAT6A PATCH PANEL TO TERMINATE NEW WIRELESS ACCESS POINT DEVICES.

| RACK R01 | | | |
|---|---|---|---|
| RU | EQUIPMENT | # / W | DESCRIPTION |
| 1 | ACTIVE NETWORK EQUIPMENT | | TO MDF |
| 2 | ACTIVE NETWORK EQUIPMENT | | |
| 3 | | | |
| 4 | | | |
| 5 | | | |
| 6 | | | |
| 7 | COPPER PATCH PANEL | 48 | PATCH PANEL A |
| 8 | | | |
| 9 | | | |
| 10 | | | |
| 11 | | | |
| 12 | | | |
| 13 | | | |
| 14 | | | |
| 15 | NETWORK EDGE SWITCH | 48 | |
| 16 | **NEW 24-PORT CAT6A PP** | **24** | **FOR NEW WAPS** |
| 17 | CABLE MANAGEMENT | | |
| 18 | | | |
| 19 | COPPER PATCH PANEL | 48 | PATCH PANEL B |
| 20 | | | |
| 21 | CABLE MANAGEMENT | | |
| 22 | | | |
| 23 | ACTIVE NETWORK EQUIPMENT | | |
| 24 | ACTIVE NETWORK EQUIPMENT | | |
| 25 | | | |
| 26 | | | |
| 27 | | | |
| 28 | | | |
| 29 | | | |
| 30 | | | |
| 31 | | | |
| 32 | | | |
| 33 | | | |
| 34 | | | |
| 35 | | | |
| 36 | | | |
| 37 | | | |
| 38 | | | |
| 39 | | | |
| 40 | | | |
| 41 | | | |
| 42 | | | |

## NOTES:

1. CONTRACTOR TO PROVIDE NEW 24-PORT CAT6A PATCH PANEL.
2. TERMINATE NEW CAT6A CABLING TO EXISTING LOCATION OF WIFI ACCESS POINT.
3. CAT6A ORANGE PATCH CABLE SHALL BE USED FOR ALL WIFI ACCESS POINT.

2 SS4.003 SPECIAL SYSTEMS ENLARGED PLANS 03 - IDF D

Scale: NOT TO SCALE


MEP / FP Engineer

ARORA

**ARORA ENGINEERS, INC.**
1600 MARKET STREET, SUITE 1630
PHILADELPHIA, PA. 19103
215.372.1365

Architect

Civil Engineer

Structural Engineer


Pennsylvania Convention Center PHILADELPHIA

Key Plan

Seal

COMMONWEALTH OF PENNSYLVANIA — REGISTERED PROFESSIONAL — JASON T. SHOEN — ENGINEER — No. 091081

Revisions:

| NO. | DESCRIPTION | DATE |
|---|---|---|
| | | |
| | | |
| | | |
| | | |
| | | |
| | | |
| | | |
| | | |

**PCCA WiFi UPGRADES**

1101 ARCH STREET
PHILADELPHIA, PA 19107
**PENNSYLVANIA CONVENTION CENTER AUTHORITY (PCCA)**

**SPECIAL SYSTEMS ENLARGED PLANS 03**

| | |
|---|---|
| Project Number | 128620.001 |
| Date | 2021-09-30 |
| Drawn By | TB |
| Checked By | EH |

**SS4.003**

Scale AS NOTED

**ISSUED FOR BID**


J:\ACTIVE\128620.001 - PCCA - Facility-wide IT Wireless\DWGS\CAD_SS

10/7/2021 7:42:02 AM

THIS DRAWING IS FORMATTED TO BE PRINTED AT 30" X 42"

EXISTING RACK




## GENERAL NOTES:

1. CONTRACTOR TO PROVIDE NEW CAT6A PATCH PANEL TO TERMINATE NEW WIRELESS ACCESS POINT DEVICES.

| RACK R01 | | | |
|---|---|---|---|
| RU | EQUIPMENT | # / W | DESCRIPTION |
| 1 | CABLE MANAGEMENT | | |
| 2 | | | |
| 3 | COPPER PATCH PANEL | 48 | PATCH PANEL A |
| 4 | | | |
| 5 | | | |
| 6 | | | |
| 7 | | | |
| 8 | NETWORK EDGE SWITCH | 48 | |
| 9 | **NEW 24-PORT CAT6A PP** | **24** | **FOR NEW WAPS** |
| 10 | CABLE MANAGEMENT | | |
| 11 | | | |
| 12 | COPPER PATCH PANEL | 48 | PATCH PANEL B |
| 13 | | | |
| 14 | | | |
| 15 | | | |
| 16 | | | |
| 17 | | | |
| 18 | ACTIVE NETWORK EQUIPMENT | | |
| 19 | | | |
| 20 | | | |
| 21 | ACTIVE NETWORK EQUIPMENT | | |
| 22 | | | |
| 23 | | | |
| 24 | | | |
| 25 | | | |
| 26 | | | |
| 27 | | | |
| 28 | | | |
| 29 | | | |
| 30 | | | |
| 31 | | | |
| 32 | | | |
| 33 | | | |
| 34 | | | |
| 35 | | | |
| 36 | | | |
| 37 | | | |
| 38 | | | |
| 39 | | | |
| 40 | | | |
| 41 | | | |
| 42 | | | |

## NOTES:

1. CONTRACTOR TO PROVIDE NEW 24-PORT CAT6A PATCH PANEL.
2. TERMINATE NEW CAT6A CABLING TO EXISTING LOCATION OF WIFI ACCESS POINT.
3. CAT6A ORANGE PATCH CABLE SHALL BE USED FOR ALL WIFI ACCESS POINT.

1 / SS4.004 SPECIAL SYSTEMS ENLARGED PLANS 04 - IDF E1

Scale: NOT TO SCALE

EXISTING RACK




## GENERAL NOTES:

1. CONTRACTOR TO PROVIDE NEW CAT6A PATCH PANEL TO TERMINATE NEW WIRELESS ACCESS POINT DEVICES.

| RACK R01 | | | |
|---|---|---|---|
| RU | EQUIPMENT | # / W | DESCRIPTION |
| 1 | | | |
| 2 | CABLE MANAGEMENT | | |
| 3 | | | |
| 4 | COPPER PATCH PANEL | 48 | PATCH PANEL A |
| 5 | | | |
| 6 | CABLE MANAGEMENT | | |
| 7 | | | |
| 8 | | | |
| 9 | | | |
| 10 | NETWORK EDGE SWITCH | 48 | |
| 11 | **NEW 24-PORT CAT6A PP** | **24** | **FOR NEW WAPS** |
| 12 | CABLE MANAGEMENT | | |
| 13 | | | |
| 14 | COPPER PATCH PANEL | 48 | PATCH PANEL B |
| 15 | | | |
| 16 | | | |
| 17 | | | |
| 18 | | | |
| 19 | | | |
| 20 | | | |
| 21 | | | |
| 22 | ACTIVE NETWORK EQUIPMENT | | |
| 23 | | | |
| 24 | | | |
| 25 | | | |
| 26 | | | |
| 27 | | | |
| 28 | | | |
| 29 | | | |
| 30 | | | |
| 31 | | | |
| 32 | | | |
| 33 | | | |
| 34 | | | |
| 35 | | | |
| 36 | | | |
| 37 | | | |
| 38 | | | |
| 39 | | | |
| 40 | | | |
| 41 | | | |
| 42 | | | |

## NOTES:

1. CONTRACTOR TO PROVIDE NEW 24-PORT CAT6A PATCH PANEL.
2. TERMINATE NEW CAT6A CABLING TO EXISTING LOCATION OF WIFI ACCESS POINT.
3. CAT6A ORANGE PATCH CABLE SHALL BE USED FOR ALL WIFI ACCESS POINT.

2 / SS4.004 SPECIAL SYSTEMS ENLARGED PLANS 04 - IDF E2

Scale: NOT TO SCALE

MEP / FP Engineer

ARORA

**ARORA ENGINEERS, INC.**
1600 MARKET STREET, SUITE 1630
PHILADELPHIA, PA. 19103
215.372.1365

Architect

Civil Engineer

Structural Engineer

Pennsylvania Convention Center PHILADELPHIA

Key Plan

Seal

COMMONWEALTH OF PENNSYLVANIA REGISTERED PROFESSIONAL JASON T. SHOEN ENGINEER No. 091081

Revisions:

| NO. | DESCRIPTION | DATE |
|---|---|---|
| | | |
| | | |
| | | |
| | | |
| | | |
| | | |
| | | |
| | | |
| | | |

**PCCA WiFi UPGRADES**

1101 ARCH STREET
PHILADELPHIA, PA 19107
**PENNSYLVANIA CONVENTION CENTER AUTHORITY (PCCA)**

**SPECIAL SYSTEMS ENLARGED PLANS 04**

| | |
|---|---|
| Project Number | 128620.001 |
| Date | 2021-09-30 |
| Drawn By | TB |
| Checked By | EH |

**SS4.004**

Scale AS NOTED

ISSUED FOR BID

J:\ACTIVE\128620.001 - PCCA - Facility-wide IT Wireless\DWGS\CAD_SS
10/7/2021 7:42:07 AM
THIS DRAWING IS FORMATTED TO BE PRINTED AT 30" X 42"

EXISTING RACK



## GENERAL NOTES:

1. CONTRACTOR TO PROVIDE NEW CAT6A PATCH PANEL TO TERMINATE NEW WIRELESS ACCESS POINT DEVICES.

| CABINET C01/RACK R01 | | | |
|---|---|---|---|
| RU | EQUIPMENT | # / W | DESCRIPTION |
| 1 | | | |
| 2 | ACTIVE NETWORK EQUIPMENT | | 24 SM TO MDF |
| 3 | | | |
| 4 | | | |
| 5 | COPPER PATCH PANEL | 48 | |
| 6 | | | |
| 7 | CABLE MANAGEMENT | | |
| 8 | | | |
| 9 | | | |
| 10 | | | |
| 11 | CABLE MANAGEMENT | | |
| 12 | | | |
| 13 | | | |
| 14 | | | |
| 15 | NETWORK EDGE SWITCH | 48 | |
| 16 | **NEW 24-PORT CAT6A PP** | **24** | **FOR NEW WAPS** |
| 17 | ACTIVE NETWORK EQUIPMENT | | |
| 18 | | | |
| 19 | | | |
| 20 | | | |
| 21 | CABLE MANAGEMENT | | |
| 22 | | | |
| 23 | | | |
| 24 | | | |
| 25 | | | |
| 26 | | | |
| 27 | | | |
| 28 | | | |
| 29 | | | |
| 30 | | | |
| 31 | | | |
| 32 | | | |
| 33 | | | |
| 34 | | | |
| 35 | | | |
| 36 | | | |
| 37 | | | |
| 38 | | | |
| 39 | | | |
| 40 | | | |
| 41 | | | |
| 42 | | | |

## NOTES:

1. CONTRACTOR TO PROVIDE NEW 24-PORT CAT6A PATCH PANEL.
2. TERMINATE NEW CAT6A CABLING TO EXISTING LOCATION OF WIFI ACCESS POINT.
3. CAT6A ORANGE PATCH CABLE SHALL BE USED FOR ALL WIFI ACCESS POINT.

1 / SS4.005 — SPECIAL SYSTEMS ENLARGED PLANS 05 - IDF F

Scale: NOT TO SCALE

EXISTING RACK



## GENERAL NOTES:

1. CONTRACTOR TO PROVIDE NEW CAT6A PATCH PANEL TO TERMINATE NEW WIRELESS ACCESS POINT DEVICES.

| RACK R01 | | | |
|---|---|---|---|
| RU | EQUIPMENT | # / W | DESCRIPTION |
| 1 | ACTIVE NETWORK EQUIPMENT | | 24 SM TO MDF |
| 2 | CABLE MANAGEMENT | | |
| 3 | | | |
| 4 | COPPER PATCH PANEL | 48 | |
| 5 | | | |
| 6 | CABLE MANAGEMENT | | |
| 7 | | | |
| 8 | NETWORK EDGE SWITCH | 48 | |
| 9 | **NEW 24-PORT CAT6A PP** | **24** | **FOR NEW WAPS** |
| 10 | | | |
| 11 | | | |
| 12 | | | |
| 13 | | | |
| 14 | | | |
| 15 | ACTIVE NETWORK EQUIPMENT | | |
| 16 | | | |
| 17 | | | |
| 18 | | | |
| 19 | | | |
| 20 | CABLE MANAGEMENT | | |
| 21 | | | |
| 22 | | | |
| 23 | | | |
| 24 | | | |
| 25 | | | |
| 26 | | | |
| 27 | | | |
| 28 | | | |
| 29 | | | |
| 30 | | | |
| 31 | | | |
| 32 | | | |
| 33 | | | |
| 34 | | | |
| 35 | | | |
| 36 | | | |
| 37 | | | |
| 38 | | | |
| 39 | | | |
| 40 | | | |
| 41 | | | |
| 42 | | | |

## NOTES:

1. CONTRACTOR TO PROVIDE NEW 24-PORT CAT6A PATCH PANEL.
2. TERMINATE NEW CAT6A CABLING TO EXISTING LOCATION OF WIFI ACCESS POINT.
3. CAT6A ORANGE PATCH CABLE SHALL BE USED FOR ALL WIFI ACCESS POINT.

2 / SS4.005 — SPECIAL SYSTEMS ENLARGED PLANS 05 - IDF G

Scale: NOT TO SCALE


MEP / FP Engineer

ARORA

**ARORA ENGINEERS, INC.**
1600 MARKET STREET, SUITE 1630
PHILADELPHIA, PA. 19103
215.372.1365

Architect

Civil Engineer

Structural Engineer


Pennsylvania Convention Center PHILADELPHIA

Key Plan

Seal

COMMONWEALTH OF PENNSYLVANIA — REGISTERED PROFESSIONAL — JASON T. SHOEN — ENGINEER — No. 091081

Revisions:

| NO. | DESCRIPTION | DATE |
|---|---|---|
| | | |
| | | |
| | | |
| | | |
| | | |
| | | |
| | | |
| | | |

**PCCA WiFi UPGRADES**

1101 ARCH STREET
PHILADELPHIA, PA 19107
**PENNSYLVANIA CONVENTION CENTER AUTHORITY (PCCA)**

**SPECIAL SYSTEMS ENLARGED PLANS 05**

| | |
|---|---|
| Project Number | 128620.001 |
| Date | 2021-09-30 |
| Drawn By | TB |
| Checked By | EH |

**SS4.005**

Scale: AS NOTED

**ISSUED FOR BID**


J:\ACTIVE\128620.001 - PCCA - Facility-wide IT Wireless\DWGS\CAD_SS

10/7/2021 7:42:13 AM

THIS DRAWING IS FORMATTED TO BE PRINTED AT 30" X 42"

EXISTING RACK




GENERAL NOTES:

1. CONTRACTOR TO PROVIDE NEW CAT6A PATCH PANEL TO TERMINATE NEW WIRELESS ACCESS POINT DEVICES.

| RACK R01 | | | |
|---|---|---|---|
| RU | EQUIPMENT | # / W | DESCRIPTION |
| 1 | ACTIVE NETWORK EQUIPMENT | | A-F 72 SM TO MDF CAN 4-A-F<br>G 6 SM TO AB1 AND 6 SM TO AB2<br>H 6 SM TO AB3 AND 6 SM TO AB4 |
| 2 | | | |
| 3 | | | |
| 4 | | | |
| 5 | | | |
| 6 | CABLE MANAGEMENT | | |
| 7 | | | |
| 8 | COPPER PATCH PANEL | 48 | |
| 9 | | | |
| 10 | CABLE MANAGEMENT | | |
| 11 | | | |
| 12 | | | |
| 13 | NETWORK EDGE SWITCH | 48 | |
| 14 | ACTIVE NETWORK EQUIPMENT | | |
| 15 | NETWORK EDGE SWITCH | 16 | |
| 16 | CABLE MANAGEMENT | | |
| 17 | | | |
| 18 | **NEW 24-PORT CAT6A PP** | **24** | **FOR NEW WAPS** |
| 19 | | | |
| 20 | | | |
| 21 | | | |
| 22 | | | |
| 23 | | | |
| 24 | | | |
| 25 | | | |
| 26 | | | |
| 27 | | | |
| 28 | | | |
| 29 | | | |
| 30 | | | |
| 31 | | | |
| 32 | | | |
| 33 | | | |
| 34 | | | |
| 35 | | | |
| 36 | | | |
| 37 | | | |
| 38 | | | |
| 39 | | | |
| 40 | | | |
| 41 | | | |
| 42 | | | |

NOTES:

1. CONTRACTOR TO PROVIDE NEW 24-PORT CAT6A PATCH PANEL.
2. TERMINATE NEW CAT6A CABLING TO EXISTING LOCATION OF WIFI ACCESS POINT.
3. CAT6A ORANGE PATCH CABLE SHALL BE USED FOR ALL WIFI ACCESS POINT.

1 SS4.006 SPECIAL SYSTEMS ENLARGED PLANS 06 - IDF L

Scale: NOT TO SCALE

EXISTING RACK



GENERAL NOTES:

1. NO WORK IS REQUIRED IN THIS IDF. PICTURE SHOWN FOR REFERENCE.

2 SS4.006 SPECIAL SYSTEMS ENLARGED PLANS 06 - IDF M

Scale: NOT TO SCALE

MEP / FP Engineer
ARORA
ARORA ENGINEERS, INC.
1600 MARKET STREET, SUITE 1630
PHILADELPHIA, PA. 19103
215.372.1365

Architect

Civil Engineer

Structural Engineer

Pennsylvania Convention Center PHILADELPHIA

Key Plan

Seal

COMMONWEALTH OF PENNSYLVANIA REGISTERED PROFESSIONAL JASON T. SHOEN ENGINEER No. 091081

Revisions:

| NO. | DESCRIPTION | DATE |
|---|---|---|
| | | |
| | | |
| | | |
| | | |
| | | |
| | | |
| | | |

**PCCA WiFi UPGRADES**

1101 ARCH STREET
PHILADELPHIA, PA 19107
**PENNSYLVANIA CONVENTION CENTER AUTHORITY (PCCA)**

**SPECIAL SYSTEMS ENLARGED PLANS 06**

| | |
|---|---|
| Project Number | 128620.001 |
| Date | 2021-09-30 |
| Drawn By | TB |
| Checked By | EH |

**SS4.006**

Scale AS NOTED

ISSUED FOR BID

J:\ACTIVE\128620.001 - PCCA - Facility-wide IT Wireless\DWGS\CAD_SS
10/7/2021 7:42:17 AM
THIS DRAWING IS FORMATTED TO BE PRINTED AT 30" X 42"

## EXISTING RACK




## GENERAL NOTES:

1. CONTRACTOR TO PROVIDE NEW CAT6A PATCH PANEL TO TERMINATE NEW WIRELESS ACCESS POINT DEVICES.

| RACK R01 | | | |
|---|---|---|---|
| RU | EQUIPMENT | # / W | DESCRIPTION |
| 1 | | | |
| 2 | ACTIVE NETWORK EQUIPMENT | | |
| 3 | | | |
| 4 | COPPER PATCH PANEL | 24 | PATCH PANEL A |
| 5 | COPPER PATCH PANEL | 48 | PATCH PANEL B |
| 6 | | | |
| 7 | CABLE MANAGEMENT | | |
| 8 | | | |
| 9 | ACTIVE NETWORK EQUIPMENT | | |
| 10 | NETWORK EDGE SWITCH | 48 | |
| 11 | **NEW 24-PORT CAT6A PP** | **24** | **FOR NEW WAPS** |
| 12 | CABLE MANAGEMENT | | |
| 13 | | | |
| 14 | CABLE MANAGEMENT | | |
| 15 | | | |
| 16 | ACTIVE NETWORK EQUIPMENT | | |
| 17 | | | |
| 18 | | | |
| 19 | | | |
| 20 | | | |
| 21 | | | |
| 22 | | | |
| 23 | | | |
| 24 | | | |

## NOTES:

1. CONTRACTOR TO PROVIDE NEW 24-PORT CAT6A PATCH PANEL.
2. TERMINATE NEW CAT6A CABLING TO EXISTING LOCATION OF WIFI ACCESS POINT.
3. CAT6A ORANGE PATCH CABLE SHALL BE USED FOR ALL WIFI ACCESS POINT.

1 SS4.007 SPECIAL SYSTEMS ENLARGED PLANS 07 - IDF N

Scale: NOT TO SCALE

## EXISTING RACK

## GENERAL NOTES:

1. CONTRACTOR TO PROVIDE NEW CAT6A PATCH PANEL TO TERMINATE NEW WIRELESS ACCESS POINT DEVICES.

| RACK R01 | | | |
|---|---|---|---|
| RU | EQUIPMENT | # / W | DESCRIPTION |
| 1 | | | |
| 2 | ACTIVE NETWORK EQUIPMENT | | PANEL A 1-24 TO EE |
| 3 | | | |
| 4 | | | |
| 5 | | | |
| 6 | CABLE MANAGEMENT | | |
| 7 | | | |
| 8 | COPPER PATCH PANEL | 48 | PATCH PANEL B |
| 9 | | | |
| 10 | | | |
| 11 | | | |
| 12 | ACTIVE NETWORK EQUIPMENT | | |
| 13 | ACTIVE NETWORK EQUIPMENT | | |
| 14 | | | |
| 15 | NETWORK EDGE SWITCH | 48 | |
| 16 | **NEW 24-PORT CAT6A PP** | **24** | **FOR NEW WAPS** |
| 17 | | | |
| 18 | | | |
| 19 | CABLE MANAGEMENT | | |
| 20 | | | |
| 21 | | | |
| 22 | | | |
| 23 | | | |
| 24 | | | |
| 25 | | | |
| 26 | | | |
| 27 | | | |
| 28 | | | |
| 29 | | | |
| 30 | | | |
| 31 | | | |
| 32 | | | |
| 33 | | | |
| 34 | | | |
| 35 | | | |
| 36 | | | |
| 37 | | | |
| 38 | | | |
| 39 | | | |
| 40 | | | |
| 41 | | | |
| 42 | | | |

## NOTES:

1. CONTRACTOR TO PROVIDE NEW 24-PORT CAT6A PATCH PANEL.
2. TERMINATE NEW CAT6A CABLING TO EXISTING LOCATION OF WIFI ACCESS POINT.
3. CAT6A ORANGE PATCH CABLE SHALL BE USED FOR ALL WIFI ACCESS POINT.

2 SS4.007 SPECIAL SYSTEMS ENLARGED PLANS 07 - IDF O

Scale: NOT TO SCALE

MEP / FP Engineer
ARORA
ARORA ENGINEERS, INC.
1600 MARKET STREET, SUITE 1630
PHILADELPHIA, PA. 19103
215.372.1365

Architect

Civil Engineer

Structural Engineer

Pennsylvania Convention Center PHILADELPHIA

Key Plan

Seal

COMMONWEALTH OF PENNSYLVANIA REGISTERED PROFESSIONAL JASON T. SHOEN ENGINEER No. 091081

Revisions:

| NO. | DESCRIPTION | DATE |
|---|---|---|
| | | |
| | | |
| | | |
| | | |
| | | |
| | | |
| | | |
| | | |

**PCCA WiFi UPGRADES**

1101 ARCH STREET
PHILADELPHIA, PA 19107
**PENNSYLVANIA CONVENTION CENTER AUTHORITY (PCCA)**

**SPECIAL SYSTEMS ENLARGED PLANS 07**

| | |
|---|---|
| Project Number | 128620.001 |
| Date | 2021-09-30 |
| Drawn By | TB |
| Checked By | EH |

**SS4.007**

Scale AS NOTED

**ISSUED FOR BID**

J:\ACTIVE\128620.001 - PCCA - Facility-wide IT Wireless\DWGS\CAD_SS
10/7/2021 7:42:24 AM
THIS DRAWING IS FORMATTED TO BE PRINTED AT 30" X 42"

EXISTING RACK



GENERAL NOTES:

1. CONTRACTOR TO PROVIDE NEW CAT6A PATCH PANEL TO TERMINATE NEW WIRELESS ACCESS POINT DEVICES.

| RACK R01 | | | |
|---|---|---|---|
| RU | EQUIPMENT | # / W | DESCRIPTION |
| 1 | | | |
| 2 | | | |
| 3 | | | |
| 4 | COPPER PATCH PANEL | 48 | PATCH PANEL B |
| 5 | | | |
| 6 | CABLE MANAGEMENT | | |
| 7 | | | |
| 8 | | | |
| 9 | NETWORK EDGE SWITCH | 48 | |
| 10 | **NEW 24-PORT CAT6A PP** | **24** | **FOR NEW WAPS** |
| 11 | ACTIVE NETWORK EQUIPMENT | | |
| 12 | | | |
| 13 | | | |
| 14 | | | |
| 15 | | | |
| 16 | | | |
| 17 | | | |
| 18 | | | |
| 19 | | | |
| 20 | | | |
| 21 | | | |
| 22 | | | |
| 23 | | | |
| 24 | | | |
| 25 | CABLE MANAGEMENT | | |
| 26 | | | |
| 27 | | | |
| 28 | | | |
| 29 | | | |
| 30 | | | |
| 31 | | | |
| 32 | | | |
| 33 | | | |
| 34 | | | |
| 35 | | | |
| 36 | | | |
| 37 | | | |
| 38 | | | |
| 39 | | | |
| 40 | | | |
| 41 | | | |
| 42 | | | |

NOTES:

1. CONTRACTOR TO PROVIDE NEW 48-PORT CAT6A PATCH PANEL.
2. TERMINATE NEW CAT6A CABLING TO EXISTING LOCATION OF WIFI ACCESS POINT.
3. CAT6A ORANGE PATCH CABLE SHALL BE USED FOR ALL WIFI ACCESS POINT.

1 SS4.008 SPECIAL SYSTEMS ENLARGED PLANS 08 - IDF P

Scale: NOT TO SCALE

EXISTING RACK



GENERAL NOTES:

1. NO WORK IS REQUIRED IN THIS IDF. PICTURE SHOWN FOR REFERENCE.

2 SS4.008 SPECIAL SYSTEMS ENLARGED PLANS 08 - IDF Q

Scale: NOT TO SCALE


MEP / FP Engineer

ARORA

**ARORA ENGINEERS, INC.**
1600 MARKET STREET, SUITE 1630
PHILADELPHIA, PA. 19103
215.372.1365

Architect

Civil Engineer

Structural Engineer


Pennsylvania Convention Center PHILADELPHIA

Key Plan

Seal

COMMONWEALTH OF PENNSYLVANIA REGISTERED PROFESSIONAL JASON T. SHOEN ENGINEER No. 091081

Revisions:

| NO. | DESCRIPTION | DATE |
|---|---|---|
| | | |
| | | |
| | | |
| | | |
| | | |
| | | |
| | | |
| | | |

**PCCA WiFi UPGRADES**

1101 ARCH STREET
PHILADELPHIA, PA 19107
**PENNSYLVANIA CONVENTION CENTER AUTHORITY (PCCA)**

**SPECIAL SYSTEMS ENLARGED PLANS 08**

| | |
|---|---|
| Project Number | 128620.001 |
| Date | 2021-09-30 |
| Drawn By | TB |
| Checked By | EH |

**SS4.008**

Scale AS NOTED

ISSUED FOR BID


J:\ACTIVE\128620.001 - PCCA - Facility-wide IT Wireless\DWGS\CAD_SS

10/7/2021 7:42:29 AM

THIS DRAWING IS FORMATTED TO BE PRINTED AT 30" X 42"

EXISTING RACK

GENERAL NOTES:

1. NO WORK IS REQUIRED IN THIS IDF. PICTURE SHOWN FOR REFERENCE.

1 SS4.009 SPECIAL SYSTEMS ENLARGED PLANS 09 - IDF R

Scale: NOT TO SCALE

EXISTING RACK

GENERAL NOTES:

1. NO WORK IS REQUIRED IN THIS IDF. PICTURE SHOWN FOR REFERENCE.

2 SS4.009 SPECIAL SYSTEMS ENLARGED PLANS 09 - IDF S

Scale: NOT TO SCALE


MEP / FP Engineer

ARORA

**ARORA ENGINEERS, INC.**
1600 MARKET STREET, SUITE 1630
PHILADELPHIA, PA. 19103
215.372.1365

Architect

Civil Engineer

Structural Engineer


Pennsylvania Convention Center PHILADELPHIA

Key Plan

Seal

REGISTERED PROFESSIONAL JASON T. SHOEN ENGINEER No. 091081 COMMONWEALTH OF PENNSYLVANIA

Revisions:

| NO. | DESCRIPTION | DATE |
|---|---|---|
| | | |
| | | |
| | | |
| | | |
| | | |
| | | |
| | | |
| | | |

**PCCA WiFi UPGRADES**

1101 ARCH STREET
PHILADELPHIA, PA 19107
**PENNSYLVANIA CONVENTION CENTER AUTHORITY (PCCA)**

**SPECIAL SYSTEMS ENLARGED PLANS 09**

| | |
|---|---|
| Project Number | 128620.001 |
| Date | 2021-09-30 |
| Drawn By | TB |
| Checked By | EH |

**SS4.009**

Scale AS NOTED

ISSUED FOR BID


J:\ACTIVE\128620.001 - PCCA - Facility-wide IT Wireless\DWGS\CAD_SS

10/7/2021 7:42:33 AM

THIS DRAWING IS FORMATTED TO BE PRINTED AT 30" X 42"

EXISTING RACK



GENERAL NOTES:

1. CONTRACTOR TO PROVIDE NEW CAT6A PATCH PANEL TO TERMINATE NEW WIRELESS ACCESS POINT DEVICES.

| RACK R01 | | | |
|---|---|---|---|
| RU | EQUIPMENT | # / W | DESCRIPTION |
| 1 | | | |
| 2 | | | |
| 3 | COPPER PATCH PANEL | 24 | PATCH PANEL A |
| 4 | | | |
| 5 | | | |
| 6 | CABLE MANAGEMENT | | |
| 7 | CABLE MANAGEMENT | | |
| 8 | | | |
| 9 | | | |
| 10 | NETWORK EDGE SWITCH | 48 | |
| 11 | **NEW 24-PORT CAT6A PP** | **24** | **FOR NEW WAPS** |
| 12 | ACTIVE NETWORK EQUIPMENT | | |
| 13 | | | |
| 14 | | | |
| 15 | | | |
| 16 | | | |
| 17 | | | |
| 18 | | | |
| 19 | | | |
| 20 | | | |
| 21 | | | |
| 22 | | | |
| 23 | | | |
| 24 | | | |
| 25 | | | |
| 26 | | | |
| 27 | | | |
| 28 | | | |
| 29 | | | |
| 30 | | | |
| 31 | | | |
| 32 | | | |
| 33 | | | |
| 34 | | | |
| 35 | | | |
| 36 | | | |
| 37 | | | |
| 38 | | | |
| 39 | | | |
| 40 | | | |
| 41 | | | |
| 42 | | | |

NOTES:

1. CONTRACTOR TO PROVIDE NEW 24-PORT CAT6A PATCH PANEL.
2. TERMINATE NEW CAT6A CABLING TO EXISTING LOCATION OF WIFI ACCESS POINT.
3. CAT6A ORANGE PATCH CABLE SHALL BE USED FOR ALL WIFI ACCESS POINT.

1 / SS4.010 SPECIAL SYSTEMS ENLARGED PLANS 10 - IDF T

Scale: NOT TO SCALE

EXISTING RACK



GENERAL NOTES:

1. CONTRACTOR TO PROVIDE NEW CAT6A PATCH PANEL TO TERMINATE NEW WIRELESS ACCESS POINT DEVICES.

| RACK R01 | | | |
|---|---|---|---|
| RU | EQUIPMENT | # / W | DESCRIPTION |
| 1 | | | |
| 2 | ACTIVE NETWORK EQUIPMENT | | 12 SM TO MDF |
| 3 | COPPER PATCH PANEL | 48 | PATCH PANEL A |
| 4 | | | |
| 5 | CABLE MANAGEMENT | | |
| 6 | | | |
| 7 | COPPER PATCH PANEL | 48 | PATCH PANEL A |
| 8 | | | |
| 9 | CABLE MANAGEMENT | | |
| 10 | | | |
| 11 | NETWORK EDGE SWITCH | 48 | |
| 12 | **NEW 24-PORT CAT6A PP** | **24** | **FOR NEW WAPS** |
| 13 | ACTIVE NETWORK EQUIPMENT | | |
| 14 | | | |
| 15 | ACTIVE NETWORK EQUIPMENT | | |
| 16 | | | |
| 17 | | | |
| 18 | | | |
| 19 | | | |
| 20 | ACTIVE NETWORK EQUIPMENT | | BACK-BANE IDF-U TO IDF-S |
| 21 | | | |
| 22 | | | |
| 23 | | | |
| 24 | | | |
| 25 | | | |
| 26 | | | |
| 27 | | | |
| 28 | | | |
| 29 | | | |
| 30 | | | |
| 31 | | | |
| 32 | | | |
| 33 | | | |
| 34 | | | |
| 35 | | | |
| 36 | | | |
| 37 | | | |
| 38 | | | |
| 39 | | | |
| 40 | | | |
| 41 | | | |
| 42 | | | |

NOTES:

1. CONTRACTOR TO PROVIDE NEW 24-PORT CAT6A PATCH PANEL.
2. TERMINATE NEW CAT6A CABLING TO EXISTING LOCATION OF WIFI ACCESS POINT.
3. CAT6A ORANGE PATCH CABLE SHALL BE USED FOR ALL WIFI ACCESS POINT.

2 / SS4.010 SPECIAL SYSTEMS ENLARGED PLANS 10 - IDF U

Scale: NOT TO SCALE


MEP / FP Engineer

ARORA

**ARORA ENGINEERS, INC.**
1600 MARKET STREET, SUITE 1630
PHILADELPHIA, PA. 19103
215.372.1365

Architect

Civil Engineer

Structural Engineer


Pennsylvania Convention Center PHILADELPHIA

Key Plan

Seal

COMMONWEALTH OF PENNSYLVANIA REGISTERED PROFESSIONAL ENGINEER No. 091081

Revisions:

| NO. | DESCRIPTION | DATE |
|---|---|---|
| | | |
| | | |
| | | |
| | | |
| | | |
| | | |
| | | |
| | | |
| | | |

**PCCA WiFi UPGRADES**

1101 ARCH STREET
PHILADELPHIA, PA 19107
**PENNSYLVANIA CONVENTION CENTER AUTHORITY (PCCA)**

**SPECIAL SYSTEMS ENLARGED PLANS 10**

| | |
|---|---|
| Project Number | 128620.001 |
| Date | 2021-09-30 |
| Drawn By | TB |
| Checked By | EH |

**SS4.010**

Scale AS NOTED

**ISSUED FOR BID**


J:\ACTIVE\128620.001 - PCCA - Facility-wide IT Wireless\DWGS\CAD_SS

10/7/2021 7:42:37 AM

THIS DRAWING IS FORMATTED TO BE PRINTED AT 30" X 42"

EXISTING RACK



GENERAL NOTES:

1. CONTRACTOR TO PROVIDE NEW CAT6A PATCH PANEL TO TERMINATE NEW WIRELESS ACCESS POINT DEVICES.

| RACK R01 | | | |
|---|---|---|---|
| RU | EQUIPMENT | # / W | DESCRIPTION |
| 1 | | | |
| 2 | COPPER PATCH PANEL | 48 | PATCH PANEL A |
| 3 | | | |
| 4 | | | |
| 5 | | | |
| 6 | NETWORK EDGE SWITCH | 48 | |
| 7 | **NEW 24-PORT CAT6A PP** | **24** | **FOR NEW WAPS** |
| 8 | | | |
| 9 | ACTIVE NETWORK EQUIPMENT | | |
| 10 | | | |
| 11 | | | |
| 12 | ACTIVE NETWORK EQUIPMENT | | |
| 13 | | | |
| 14 | | | |
| 15 | | | |
| 16 | | | |
| 17 | | | |
| 18 | | | |
| 19 | | | |
| 20 | | | |
| 21 | | | |
| 22 | | | |
| 23 | | | |
| 24 | | | |
| 25 | | | |
| 26 | | | |
| 27 | | | |
| 28 | | | |
| 29 | | | |
| 30 | | | |
| 31 | | | |
| 32 | | | |
| 33 | | | |
| 34 | | | |
| 35 | | | |
| 36 | | | |
| 37 | | | |
| 38 | | | |
| 39 | | | |
| 40 | | | |
| 41 | | | |
| 42 | | | |

NOTES:

1. CONTRACTOR TO PROVIDE NEW 24-PORT CAT6A PATCH PANEL.
2. TERMINATE NEW CAT6A CABLING TO EXISTING LOCATION OF WIFI ACCESS POINT.
3. CAT6A ORANGE PATCH CABLE SHALL BE USED FOR ALL WIFI ACCESS POINT.

1 SS4.011 SPECIAL SYSTEMS ENLARGED PLANS 11 - IDF AA

Scale: NOT TO SCALE

EXISTING RACK



GENERAL NOTES:

1. CONTRACTOR TO PROVIDE NEW CAT6A PATCH PANEL TO TERMINATE NEW WIRELESS ACCESS POINT DEVICES.

| RACK R01 | | | |
|---|---|---|---|
| RU | EQUIPMENT | # / W | DESCRIPTION |
| 1 | | | |
| 2 | | | |
| 3 | | | |
| 4 | ACTIVE NETWORK EQUIPMENT | | 24 STR SM FROM XMDF |
| 5 | COPPER PATCH PANEL | 48 | PATCH PANEL A |
| 6 | | | |
| 7 | CABLE MANAGEMENT | | |
| 8 | | | |
| 9 | ACTIVE NETWORK EQUIPMENT | | |
| 10 | | | |
| 11 | | | |
| 12 | | | |
| 13 | | | |
| 14 | | | |
| 15 | | | |
| 16 | ACTIVE NETWORK EQUIPMENT | | |
| 17 | | | |
| 18 | | | |
| 19 | | | |
| 20 | ACTIVE NETWORK EQUIPMENT | | |
| 21 | | | |
| 22 | | | |
| 23 | | | |
| 24 | **NEW 24-PORT CAT6A PP** | **24** | **FOR NEW WAPS** |
| 25 | NETWORK EDGE SWITCH | 48 | |
| 26 | CABLE MANAGEMENT | | |
| 27 | | | |
| 28 | | | |
| 29 | | | |
| 30 | | | |
| 31 | | | |
| 32 | | | |
| 33 | | | |
| 34 | | | |
| 35 | | | |
| 36 | | | |
| 37 | | | |
| 38 | | | |
| 39 | | | |
| 40 | | | |
| 41 | | | |
| 42 | | | |

NOTES:

1. CONTRACTOR TO PROVIDE NEW 24-PORT CAT6A PATCH PANEL.
2. TERMINATE NEW CAT6A CABLING TO EXISTING LOCATION OF WIFI ACCESS POINT.
3. CAT6A ORANGE PATCH CABLE SHALL BE USED FOR ALL WIFI ACCESS POINT.

2 SS4.011 SPECIAL SYSTEMS ENLARGED PLANS 11 - IDF BB

Scale: NOT TO SCALE

MEP / FP Engineer
ARORA
ARORA ENGINEERS, INC.
1600 MARKET STREET, SUITE 1630
PHILADELPHIA, PA. 19103
215.372.1365

Architect

Civil Engineer

Structural Engineer

Pennsylvania Convention Center PHILADELPHIA

Key Plan

Seal

COMMONWEALTH OF PENNSYLVANIA REGISTERED PROFESSIONAL JASON T. SHOEN ENGINEER No. 091081

Revisions:

| NO. | DESCRIPTION | DATE |
|---|---|---|
| | | |
| | | |
| | | |
| | | |
| | | |
| | | |
| | | |
| | | |

**PCCA WiFi UPGRADES**

1101 ARCH STREET
PHILADELPHIA, PA 19107
**PENNSYLVANIA CONVENTION CENTER AUTHORITY (PCCA)**

**SPECIAL SYSTEMS ENLARGED PLANS 11**

| | |
|---|---|
| Project Number | 128620.001 |
| Date | 2021-09-30 |
| Drawn By | TB |
| Checked By | EH |

**SS4.011**

Scale AS NOTED

ISSUED FOR BID

J:\ACTIVE\128620.001 - PCCA - Facility-wide IT Wireless\DWGS\CAD_SS
10/7/2021 7:42:42 AM
THIS DRAWING IS FORMATTED TO BE PRINTED AT 30" X 42"

## EXISTING RACK



## GENERAL NOTES:

1. CONTRACTOR TO PROVIDE NEW CAT6A PATCH PANEL TO TERMINATE NEW WIRELESS ACCESS POINT DEVICES.

| RACK R01 | | | |
|---|---|---|---|
| RU | EQUIPMENT | # / W | DESCRIPTION |
| 1 | | | |
| 2 | ACTIVE NETWORK EQUIPMENT | | |
| 3 | | | |
| 4 | COPPER PATCH PANEL | 48 | PATCH PANEL A |
| 5 | | | |
| 6 | CABLE MANAGEMENT | | |
| 7 | | | |
| 8 | NETWORK EDGE SWITCH | 48 | |
| 9 | **NEW 24-PORT CAT6A PP** | **24** | **FOR NEW WAPS** |
| 10 | | | |
| 11 | | | |
| 12 | | | |
| 13 | | | |
| 14 | | | |
| 15 | | | |
| 16 | | | |
| 17 | | | |
| 18 | | | |
| 19 | | | |
| 20 | | | |
| 21 | | | |
| 22 | | | |
| 23 | | | |
| 24 | | | |
| 25 | | | |
| 26 | | | |
| 27 | | | |
| 28 | | | |
| 29 | | | |
| 30 | | | |
| 31 | | | |
| 32 | | | |
| 33 | | | |
| 34 | | | |
| 35 | | | |
| 36 | | | |
| 37 | | | |
| 38 | | | |
| 39 | | | |
| 40 | | | |
| 41 | | | |
| 42 | | | |

## NOTES:

1. CONTRACTOR TO PROVIDE NEW 24-PORT CAT6A PATCH PANEL.
2. TERMINATE NEW CAT6A CABLING TO EXISTING LOCATION OF WIFI ACCESS POINT.
3. CAT6A ORANGE PATCH CABLE SHALL BE USED FOR ALL WIFI ACCESS POINT.

1 SS4.012 SPECIAL SYSTEMS ENLARGED PLANS 12 - IDF CC

Scale: NOT TO SCALE

## EXISTING RACK



## GENERAL NOTES:

1. CONTRACTOR TO PROVIDE NEW CAT6A PATCH PANEL TO TERMINATE NEW WIRELESS ACCESS POINT DEVICES.

| RACK R01 | | | |
|---|---|---|---|
| RU | EQUIPMENT | # / W | DESCRIPTION |
| 1 | ACTIVE NETWORK EQUIPMENT | | |
| 2 | | | |
| 3 | | | |
| 4 | COPPER PATCH PANEL | 48 | PATCH PANEL A |
| 5 | | | |
| 6 | | | |
| 7 | | | |
| 8 | ACTIVE NETWORK EQUIPMENT | | |
| 9 | | | |
| 10 | | | |
| 11 | | | |
| 12 | | | |
| 13 | | | |
| 14 | **NEW 24-PORT CAT6A PP** | **24** | **FOR NEW WAPS** |
| 15 | CABLE MANAGEMENT | | |
| 16 | | | |
| 17 | NETWORK EDGE SWITCH | 48 | |
| 18 | NETWORK EDGE SWITCH | 48 | |
| 19 | ACTIVE NETWORK EQUIPMENT | | |
| 20 | | | |
| 21 | | | |
| 22 | | | |
| 23 | | | |
| 24 | ACTIVE NETWORK EQUIPMENT | | |
| 25 | | | |
| 26 | | | |
| 27 | | | |
| 28 | | | |
| 29 | | | |
| 30 | | | |
| 31 | | | |
| 32 | | | |
| 33 | | | |
| 34 | | | |
| 35 | | | |
| 36 | | | |
| 37 | | | |
| 38 | | | |
| 39 | | | |
| 40 | | | |
| 41 | | | |
| 42 | | | |

## NOTES:

1. CONTRACTOR TO PROVIDE NEW 24-PORT CAT6A PATCH PANEL.
2. TERMINATE NEW CAT6A CABLING TO EXISTING LOCATION OF WIFI ACCESS POINT.
3. CAT6A ORANGE PATCH CABLE SHALL BE USED FOR ALL WIFI ACCESS POINT.

2 SS4.012 SPECIAL SYSTEMS ENLARGED PLANS 12 - IDF DD

Scale: NOT TO SCALE


MEP / FP Engineer

ARORA

**ARORA ENGINEERS, INC.**
1600 MARKET STREET, SUITE 1630
PHILADELPHIA, PA. 19103
215.372.1365

Architect

Civil Engineer

Structural Engineer


Pennsylvania Convention Center PHILADELPHIA

Key Plan

Seal

COMMONWEALTH OF PENNSYLVANIA — REGISTERED PROFESSIONAL — JASON T. SHOEN — ENGINEER — No. 091081

Revisions:

| NO. | DESCRIPTION | DATE |
|---|---|---|
| | | |
| | | |
| | | |
| | | |
| | | |
| | | |
| | | |
| | | |

**PCCA WiFi UPGRADES**

1101 ARCH STREET
PHILADELPHIA, PA 19107
**PENNSYLVANIA CONVENTION CENTER AUTHORITY (PCCA)**

**SPECIAL SYSTEMS ENLARGED PLANS 12**

| | |
|---|---|
| Project Number | 128620.001 |
| Date | 2021-09-30 |
| Drawn By | TB |
| Checked By | EH |

**SS4.012**

Scale AS NOTED

**ISSUED FOR BID**


J:\ACTIVE\128620.001 - PCCA - Facility-wide IT Wireless\DWGS\CAD_SS
10/7/2021 7:42:46 AM
THIS DRAWING IS FORMATTED TO BE PRINTED AT 30" X 42"

EXISTING RACK

GENERAL NOTES:

1. NO WORK IS REQUIRED IN THIS IDF. PICTURE SHOWN FOR REFERENCE.

1 SS4.013 SPECIAL SYSTEMS ENLARGED PLANS 13 - IDF EE

Scale: NOT TO SCALE

EXISTING RACK




GENERAL NOTES:

1. NO WORK IS REQUIRED IN THIS IDF. PICTURE SHOWN FOR REFERENCE.

2 SS4.013 SPECIAL SYSTEMS ENLARGED PLANS 13 - IDF FF

Scale: NOT TO SCALE

MEP / FP Engineer

ARORA

**ARORA ENGINEERS, INC.**
1600 MARKET STREET, SUITE 1630
PHILADELPHIA, PA. 19103
215.372.1365

Architect

Civil Engineer

Structural Engineer

Pennsylvania Convention Center PHILADELPHIA

Key Plan

Seal

COMMONWEALTH OF PENNSYLVANIA REGISTERED PROFESSIONAL JASON T. SHOEN ENGINEER No. 091081

Revisions:

| NO. | DESCRIPTION | DATE |
|---|---|---|
| | | |
| | | |
| | | |
| | | |
| | | |
| | | |
| | | |
| | | |

**PCCA WiFi UPGRADES**

1101 ARCH STREET
PHILADELPHIA, PA 19107
**PENNSYLVANIA CONVENTION CENTER AUTHORITY (PCCA)**

**SPECIAL SYSTEMS ENLARGED PLANS 13**

| | |
|---|---|
| Project Number | 128620.001 |
| Date | 2021-09-30 |
| Drawn By | TB |
| Checked By | EH |

**SS4.013**

Scale AS NOTED

ISSUED FOR BID

J:\ACTIVE\128620.001 - PCCA - Facility-wide IT Wireless\DWGS\CAD_SS
10/7/2021 7:42:50 AM
THIS DRAWING IS FORMATTED TO BE PRINTED AT 30" X 42"

| RACK | | | |
|---|---|---|---|
| | EQUIPMENT | # / W | DESCRIPTION |
| | (E) PATCH PANEL A | | |
| | (E) SWITCH | | |
| | **(N) PATCH PANEL CAT6A (FOR WIFI ACCESS)** | | |

NOTES:

1. CONTRACTOR TO PROVIDE NEW 24-PORT CAT6A PATCH PANEL.
2. TERMINATE NEW CAT6A CABLING TO EXISTING LOCATION OF WIFI ACCESS POINT.
3. CAT6A ORANGE PATCH CABLE SHALL BE USED FOR ALL WIFI ACCESS POINT.

2 / SS4.014 SPECIAL SYSTEMS ENLARGED PLANS 14 - IDF HH

Scale: NOT TO SCALE


MEP / FP Engineer

ARORA

**ARORA ENGINEERS, INC.**
1600 MARKET STREET, SUITE 1630
PHILADELPHIA, PA. 19103
215.372.1365

Architect

Civil Engineer

Structural Engineer


Pennsylvania Convention Center PHILADELPHIA

Key Plan

Seal

COMMONWEALTH OF PENNSYLVANIA — REGISTERED PROFESSIONAL — JASON T. SHOEN — ENGINEER — No. 091081

Revisions:

| NO. | DESCRIPTION | DATE |
|---|---|---|
| | | |
| | | |
| | | |
| | | |
| | | |
| | | |
| | | |
| | | |

**PCCA WiFi UPGRADES**

1101 ARCH STREET
PHILADELPHIA, PA 19107
**PENNSYLVANIA CONVENTION CENTER AUTHORITY (PCCA)**

# SPECIAL SYSTEMS ENLARGED PLANS 14

| | |
|---|---|
| Project Number | 128620.001 |
| Date | 2021-09-30 |
| Drawn By | TB |
| Checked By | EH |

**SS4.014**

| | |
|---|---|
| Scale | AS NOTED |

ISSUED FOR BID


J:\ACTIVE\128620.001 - PCCA - Facility-wide IT Wireless\DWGS\CAD_SS

10/7/2021 7:42:54 AM

THIS DRAWING IS FORMATTED TO BE PRINTED AT 30" X 42"

EXISTING RACK




## GENERAL NOTES:

1. CONTRACTOR TO PROVIDE NEW CAT6A PATCH PANEL TO TERMINATE NEW WIRELESS ACCESS POINT DEVICES.

| RACK R01 | | | |
|---|---|---|---|
| RU | EQUIPMENT | # / W | DESCRIPTION |
| 1 | ACTIVE NETWORK EQUIPMENT | | |
| 2 | | | |
| 3 | COPPER PATCH PANEL | 48 | |
| 4 | | | |
| 5 | CABLE MANAGEMENT | | |
| 6 | | | |
| 7 | | | |
| 8 | | | |
| 9 | NETWORK EDGE SWITCH | 48 | |
| 10 | **NEW 24-PORT CAT6A PP** | **24** | **FOR NEW WAPS** |
| 11 | | | |
| 12 | | | |
| 13 | | | |
| 14 | | | |
| 15 | | | |
| 16 | | | |
| 17 | | | |
| 18 | | | |
| 19 | | | |
| 20 | | | |
| 21 | | | |
| 22 | | | |
| 23 | | | |
| 24 | ACTIVE NETWORK EQUIPMENT | | |

## NOTES:

1. CONTRACTOR TO PROVIDE NEW 24-PORT CAT6A PATCH PANEL.
2. TERMINATE NEW CAT6A CABLING TO EXISTING LOCATION OF WIFI ACCESS POINT.
3. CAT6A ORANGE PATCH CABLE SHALL BE USED FOR ALL WIFI ACCESS POINT.

1 SS4.015 SPECIAL SYSTEMS ENLARGED PLANS 15 - IT IDF

Scale: NOT TO SCALE

EXISTING RACK




## GENERAL NOTES:

1. NO WORK IS REQUIRED IN THIS MDF. PICTURE SHOWN FOR REFERENCE.

2 SS4.015 SPECIAL SYSTEMS ENLARGED PLANS 15 - XMDF

Scale: NOT TO SCALE

MEP / FP Engineer
ARORA
ARORA ENGINEERS, INC.
1600 MARKET STREET, SUITE 1630
PHILADELPHIA, PA. 19103
215.372.1365

Architect

Civil Engineer

Structural Engineer

Pennsylvania Convention Center PHILADELPHIA

Key Plan

Seal

COMMONWEALTH OF PENNSYLVANIA REGISTERED PROFESSIONAL JASON T. SHOEN ENGINEER No. 091081

Revisions:

| NO. | DESCRIPTION | DATE |
|---|---|---|
| | | |
| | | |
| | | |
| | | |
| | | |
| | | |
| | | |
| | | |

**PCCA WiFi UPGRADES**

1101 ARCH STREET
PHILADELPHIA, PA 19107
**PENNSYLVANIA CONVENTION CENTER AUTHORITY (PCCA)**

**SPECIAL SYSTEMS ENLARGED PLANS 15**

| | |
|---|---|
| Project Number | 128620.001 |
| Date | 2021-09-30 |
| Drawn By | TB |
| Checked By | EH |

**SS4.015**

Scale AS NOTED

ISSUED FOR BID

J:\ACTIVE\128620.001 - PCCA - Facility-wide IT Wireless\DWGS\CAD_SS
10/7/2021 7:42:58 AM
THIS DRAWING IS FORMATTED TO BE PRINTED AT 30" X 42"

## EXISTING RACK



## GENERAL NOTES:

1. CONTRACTOR TO PROVIDE NEW CAT6A PATCH PANEL TO TERMINATE NEW WIRELESS ACCESS POINT DEVICES.

| RACK R01 | | | |
|---|---|---|---|
| RU | EQUIPMENT | # / W | DESCRIPTION |
| 1 | ACTIVE NETWORK EQUIPMENT | | |
| 2 | | | |
| 3 | ACTIVE NETWORK EQUIPMENT | | |
| 4 | CABLE MANAGEMENT | | |
| 5 | | | |
| 6 | NETWORK EDGE SWITCH | 48 | |
| 7 | NETWORK EDGE SWITCH | 48 | |
| 8 | | | |
| 9 | | | |
| 10 | COPPER PATCH PANEL | 48 | PATCH PANEL A |
| 11 | | | |
| 12 | CABLE MANAGEMENT | | |
| 13 | | | |
| 14 | COPPER PATCH PANEL | 48 | PATCH PANEL B |
| 15 | | | |
| 16 | COPPER PATCH PANEL | 48 | PATCH PANEL C |
| 17 | | | |
| 18 | COPPER PATCH PANEL | 48 | PATCH PANEL D |
| 19 | | | |
| 20 | COPPER PATCH PANEL | 48 | PATCH PANEL E |
| 21 | | | |
| 22 | ACTIVE NETWORK EQUIPMENT | | |
| 23 | | | |
| 24 | | | |
| 25 | **NEW 24-PORT CAT6A PP** | **24** | **FOR NEW WAPS** |
| 26 | | | |
| 27 | | | |
| 28 | | | |
| 29 | | | |
| 30 | | | |
| 31 | | | |
| 32 | | | |
| 33 | | | |
| 34 | | | |
| 35 | | | |
| 36 | | | |
| 37 | | | |
| 38 | | | |
| 39 | | | |
| 40 | | | |
| 41 | | | |
| 42 | | | |

## NOTES:

1. CONTRACTOR TO PROVIDE NEW 24-PORT CAT6A PATCH PANEL.
2. TERMINATE NEW CAT6A CABLING TO EXISTING LOCATION OF WIFI ACCESS POINT.
3. CAT6A ORANGE PATCH CABLE SHALL BE USED FOR ALL WIFI ACCESS POINT.

1 / SS4.016 — SPECIAL SYSTEMS ENLARGED PLANS 16 - IDF XA

Scale: NOT TO SCALE

## EXISTING RACK




## GENERAL NOTES:

1. CONTRACTOR TO PROVIDE NEW CAT6A PATCH PANEL TO TERMINATE NEW WIRELESS ACCESS POINT DEVICES.

| RACK R01 | | | |
|---|---|---|---|
| RU | EQUIPMENT | # / W | DESCRIPTION |
| 1 | ACTIVE NETWORK EQUIPMENT | | |
| 2 | | | |
| 3 | | | |
| 4 | CABLE MANAGEMENT | | |
| 5 | | | |
| 6 | NETWORK EDGE SWITCH | 48 | |
| 7 | NETWORK EDGE SWITCH | 48 | |
| 8 | | | |
| 9 | | | |
| 10 | COPPER PATCH PANEL | 48 | PATCH PANEL A |
| 11 | | | |
| 12 | COPPER PATCH PANEL | 48 | PATCH PANEL B |
| 13 | | | |
| 14 | CABLE MANAGEMENT | | |
| 15 | | | |
| 16 | COPPER PATCH PANEL | 48 | PATCH PANEL C |
| 17 | | | |
| 18 | COPPER PATCH PANEL | 48 | PATCH PANEL D |
| 19 | | | |
| 20 | COPPER PATCH PANEL | 48 | PATCH PANEL E |
| 21 | | | |
| 22 | COPPER PATCH PANEL | 48 | PATCH PANEL F |
| 23 | | | |
| 24 | COPPER PATCH PANEL | 48 | PATCH PANEL G |
| 25 | | | |
| 26 | COPPER PATCH PANEL | 48 | PATCH PANEL H |
| 27 | | | |
| 28 | ACTIVE NETWORK EQUIPMENT | | |
| 29 | | | |
| 30 | | | |
| 31 | **NEW 24-PORT CAT6A PP** | **24** | **FOR NEW WAPS** |
| 32 | | | |
| 33 | | | |
| 34 | | | |
| 35 | | | |
| 36 | | | |
| 37 | | | |
| 38 | | | |
| 39 | | | |
| 40 | | | |
| 41 | | | |
| 42 | | | |

## NOTES:

1. CONTRACTOR TO PROVIDE NEW 24-PORT CAT6A PATCH PANEL.
2. TERMINATE NEW CAT6A CABLING TO EXISTING LOCATION OF WIFI ACCESS POINT.
3. CAT6A ORANGE PATCH CABLE SHALL BE USED FOR ALL WIFI ACCESS POINT.

2 / SS4.016 — SPECIAL SYSTEMS ENLARGED PLANS 16 - IDF XB

Scale: NOT TO SCALE

MEP / FP Engineer
ARORA
ARORA ENGINEERS, INC.
1600 MARKET STREET, SUITE 1630
PHILADELPHIA, PA. 19103
215.372.1365

Architect

Civil Engineer

Structural Engineer

Pennsylvania Convention Center PHILADELPHIA

Key Plan

Seal

COMMONWEALTH OF PENNSYLVANIA — REGISTERED PROFESSIONAL — JASON T. SHOEN — ENGINEER — No. 091081

Revisions:

| NO. | DESCRIPTION | DATE |
|---|---|---|
| | | |
| | | |
| | | |
| | | |
| | | |
| | | |
| | | |

**PCCA WiFi UPGRADES**

1101 ARCH STREET
PHILADELPHIA, PA 19107
**PENNSYLVANIA CONVENTION CENTER AUTHORITY (PCCA)**

**SPECIAL SYSTEMS ENLARGED PLANS 16**

| | |
|---|---|
| Project Number | 128620.001 |
| Date | 2021-09-30 |
| Drawn By | TB |
| Checked By | EH |

**SS4.016**

Scale: AS NOTED

**ISSUED FOR BID**

J:\ACTIVE\128620.001 - PCCA - Facility-wide IT Wireless\DWGS\CAD_SS
10/7/2021 7:43:03 AM
THIS DRAWING IS FORMATTED TO BE PRINTED AT 30" X 42"

| RACK | | | |
|---|---|---|---|
| | EQUIPMENT | # / W | DESCRIPTION |
| | (E) PATCH PANEL A | | |
| | (E) SWITCH | | |
| | **(N) PATCH PANEL CAT6A (FOR WIFI ACCESS)** | | |

## NOTES:

1. CONTRACTOR TO PROVIDE NEW 24-PORT CAT6A PATCH PANEL.
2. TERMINATE NEW CAT6A CABLING TO EXISTING LOCATION OF WIFI ACCESS POINT.
3. CAT6A ORANGE PATCH CABLE SHALL BE USED FOR ALL WIFI ACCESS POINT.

1 SS4.017 SPECIAL SYSTEMS ENLARGED PLANS 17 - IDF XC
Scale: NOT TO SCALE

## EXISTING RACK



## GENERAL NOTES:

1. NO WORK IS REQUIRED IN THIS IDF.

2 SS4.017 SPECIAL SYSTEMS ENLARGED PLANS 17 - IDF XD
Scale: NOT TO SCALE

MEP / FP Engineer
ARORA
**ARORA ENGINEERS, INC.**
1600 MARKET STREET, SUITE 1630
PHILADELPHIA, PA. 19103
215.372.1365

Architect

Civil Engineer

Structural Engineer

Pennsylvania Convention Center PHILADELPHIA

Key Plan

Seal

COMMONWEALTH OF PENNSYLVANIA REGISTERED PROFESSIONAL JASON T. SHOEN ENGINEER No. 091081

Revisions:

| NO. | DESCRIPTION | DATE |
|---|---|---|
| | | |

**PCCA WiFi UPGRADES**

1101 ARCH STREET
PHILADELPHIA, PA 19107
**PENNSYLVANIA CONVENTION CENTER AUTHORITY (PCCA)**

**SPECIAL SYSTEMS ENLARGED PLANS 17**

| | |
|---|---|
| Project Number | 128620.001 |
| Date | 2021-09-30 |
| Drawn By | TB |
| Checked By | EH |

**SS4.017**

Scale AS NOTED

**ISSUED FOR BID**

10/7/2021 7:43:06 AM J:\ACTIVE\128620.001 - PCCA - Facility-wide IT Wireless\DWGS\CAD_SS
THIS DRAWING IS FORMATTED TO BE PRINTED AT 30" X 42"

## EXISTING RACK




## GENERAL NOTES:

1. CONTRACTOR TO PROVIDE NEW CAT6A PATCH PANEL TO TERMINATE NEW WIRELESS ACCESS POINT DEVICES.

| RACK R01 | | | |
|---|---|---|---|
| RU | EQUIPMENT | # / W | DESCRIPTION |
| 1 | ACTIVE NETWORK EQUIPMENT | | |
| 2 | ACTIVE NETWORK EQUIPMENT | | |
| 3 | | | |
| 4 | ACTIVE NETWORK EQUIPMENT | | |
| 5 | | | |
| 6 | CABLE MANAGEMENT | | |
| 7 | | | |
| 8 | CABLE MANAGEMENT | | |
| 9 | | | |
| 10 | | | |
| 11 | | | |
| 12 | CABLE MANAGEMENT | | |
| 13 | | | |
| 14 | NETWORK EDGE SWITCH | 48 | |
| 15 | | | |
| 16 | NETWORK EDGE SWITCH | 48 | |
| 17 | **NEW 24-PORT CAT6A PP** | **24** | **FOR NEW WAPS** |
| 18 | CABLE MANAGEMENT | | |
| 19 | | | |
| 20 | CABLE MANAGEMENT | | |
| 21 | | | |
| 22 | ACTIVE NETWORK EQUIPMENT | | |
| 23 | | | |
| 24 | ACTIVE NETWORK EQUIPMENT | | |
| 25 | | | |
| 26 | | | |
| 27 | | | |
| 28 | | | |
| 29 | | | |
| 30 | | | |
| 31 | | | |
| 32 | | | |
| 33 | | | |
| 34 | | | |
| 35 | | | |
| 36 | | | |
| 37 | | | |
| 38 | | | |
| 39 | | | |
| 40 | | | |
| 41 | | | |
| 42 | | | |

## NOTES:

1. CONTRACTOR TO PROVIDE NEW 24-PORT CAT6A PATCH PANEL.
2. TERMINATE NEW CAT6A CABLING TO EXISTING LOCATION OF WIFI ACCESS POINT.
3. CAT6A ORANGE PATCH CABLE SHALL BE USED FOR ALL WIFI ACCESS POINT.

1 SS4.018 — SPECIAL SYSTEMS ENLARGED PLANS 18 - IDF XE
Scale: NOT TO SCALE

## EXISTING CABINET



## EXISTING




## GENERAL NOTES:

1. CONTRACTOR TO TERMINATE NEW WAPS TO EXISTING PATCH PANEL.

| RACK R01 | | | |
|---|---|---|---|
| RU | EQUIPMENT | # / W | DESCRIPTION |
| 1 | EXISTING PATCH PANEL | | TERMINATE NEW WAPS |
| 2 | | | |
| 3 | | | |
| 4 | | | |
| 5 | | | |
| 6 | | | |
| 7 | | | |
| 8 | | | |
| 9 | | | |
| 10 | | | |
| 11 | | | |
| 12 | CABLE MANAGEMENT | | |
| 13 | | | |
| 14 | NETWORK EDGE SWITCH | 48 | |
| 15 | | | |
| 16 | | | |

2 SS4.018 — SPECIAL SYSTEMS ENLARGED PLANS 18 - IDF XF
Scale: NOT TO SCALE

MEP / FP Engineer

ARORA

**ARORA ENGINEERS, INC.**
1600 MARKET STREET, SUITE 1630
PHILADELPHIA, PA. 19103
215.372.1365

Architect

Civil Engineer

Structural Engineer

Pennsylvania Convention Center
PHILADELPHIA

Key Plan

Seal

COMMONWEALTH OF PENNSYLVANIA — REGISTERED PROFESSIONAL — JASON T. SHOEN — ENGINEER — No. 091081

Revisions:

| NO. | DESCRIPTION | DATE |
|---|---|---|
| | | |
| | | |
| | | |
| | | |
| | | |
| | | |
| | | |
| | | |

**PCCA WiFi UPGRADES**

1101 ARCH STREET
PHILADELPHIA, PA 19107
**PENNSYLVANIA CONVENTION CENTER AUTHORITY (PCCA)**

**SPECIAL SYSTEMS ENLARGED PLANS 18**

| | |
|---|---|
| Project Number | 128620.001 |
| Date | 2021-09-30 |
| Drawn By | TB |
| Checked By | EH |

**SS4.018**

Scale AS NOTED

**ISSUED FOR BID**

J:\ACTIVE\128620.001 - PCCA - Facility-wide IT Wireless\DWGS\CAD_SS

10/7/2021 7:43:12 AM

THIS DRAWING IS FORMATTED TO BE PRINTED AT 30" X 42"

EXISTING RACK




GENERAL NOTES:

1. NO WORK IS REQUIRED IN THIS IDF. PICTURE SHOWN FOR REFERENCE.

1 SS4.019 SPECIAL SYSTEMS ENLARGED PLANS 19 - IDF XG

Scale: NOT TO SCALE

EXISTING RACK

GENERAL NOTES:

1. CONTRACTOR TO PROVIDE NEW CAT6A PATCH PANEL TO TERMINATE NEW WIRELESS ACCESS POINT DEVICES.

| RACK R01 | | | |
|---|---|---|---|
| RU | EQUIPMENT | # / W | DESCRIPTION |
| 1 | ACTIVE NETWORK EQUIPMENT | | |
| 2 | CABLE MANAGEMENT | | |
| 3 | | | |
| 4 | COPPER PATCH PANEL | 48 | PATCH PANEL A |
| 5 | | | |
| 6 | COPPER PATCH PANEL | 48 | PATCH PANEL B |
| 7 | | | |
| 8 | CABLE MANAGEMENT | | |
| 9 | | | |
| 10 | | | |
| 11 | NETWORK EDGE SWITCH | 48 | |
| 12 | NETWORK EDGE SWITCH | 48 | |
| 13 | **NEW 24-PORT CAT6A PP** | **24** | **FOR NEW WAPS** |
| 14 | | | |
| 15 | | | |
| 16 | | | |
| 17 | | | |
| 18 | | | |
| 19 | | | |
| 20 | | | |
| 21 | | | |
| 22 | | | |
| 23 | | | |
| 24 | | | |
| 25 | | | |
| 26 | | | |
| 27 | | | |
| 28 | | | |
| 29 | | | |
| 30 | | | |
| 31 | | | |
| 32 | | | |
| 33 | | | |
| 34 | | | |
| 35 | | | |
| 36 | | | |
| 37 | | | |
| 38 | | | |
| 39 | | | |
| 40 | | | |
| 41 | ACTIVE NETWORK EQUIPMENT | | APC |
| 42 | | | |

NOTES:

1. CONTRACTOR TO PROVIDE NEW 24-PORT CAT6A PATCH PANEL.
2. TERMINATE NEW CAT6A CABLING TO EXISTING LOCATION OF WIFI ACCESS POINT.
3. CAT6A ORANGE PATCH CABLE SHALL BE USED FOR ALL WIFI ACCESS POINT.

2 SS4.019 SPECIAL SYSTEMS ENLARGED PLANS 19 - IDF XH

Scale: NOT TO SCALE

MEP / FP Engineer
ARORA
ARORA ENGINEERS, INC.
1600 MARKET STREET, SUITE 1630
PHILADELPHIA, PA. 19103
215.372.1365

Architect

Civil Engineer

Structural Engineer

Pennsylvania Convention Center PHILADELPHIA

Key Plan

Seal

COMMONWEALTH OF PENNSYLVANIA REGISTERED PROFESSIONAL JASON T. SHOEN ENGINEER No. 091081

Revisions:

| NO. | DESCRIPTION | DATE |
|---|---|---|
| | | |
| | | |
| | | |
| | | |
| | | |
| | | |
| | | |
| | | |

**PCCA WiFi UPGRADES**

1101 ARCH STREET
PHILADELPHIA, PA 19107
**PENNSYLVANIA CONVENTION CENTER AUTHORITY (PCCA)**

**SPECIAL SYSTEMS ENLARGED PLANS 19**

| | |
|---|---|
| Project Number | 128620.001 |
| Date | 2021-09-30 |
| Drawn By | TB |
| Checked By | EH |

**SS4.019**

Scale AS NOTED

ISSUED FOR BID

J:\ACTIVE\128620.001 - PCCA - Facility-wide IT Wireless\DWGS\CAD_SS
10/7/2021 7:43:16 AM
THIS DRAWING IS FORMATTED TO BE PRINTED AT 30" X 42"

EXISTING RACK



GENERAL NOTES:

1. CONTRACTOR TO PROVIDE NEW CAT6A PATCH PANEL TO TERMINATE NEW WIRELESS ACCESS POINT DEVICES.

| RACK R01 | | | |
|---|---|---|---|
| RU | EQUIPMENT | # / W | DESCRIPTION |
| 1 | ACTIVE NETWORK EQUIPMENT | | |
| 2 | | | |
| 3 | CABLE MANAGEMENT | | |
| 4 | | | |
| 5 | COPPER PATCH PANEL | 48 | PATCH PANEL A |
| 6 | | | |
| 7 | COPPER PATCH PANEL | 48 | PATCH PANEL B |
| 8 | | | |
| 9 | COPPER PATCH PANEL | 48 | PATCH PANEL C |
| 10 | | | |
| 11 | CABLE MANAGEMENT | | |
| 12 | | | |
| 13 | NETWORK EDGE SWITCH | 48 | |
| 14 | **NEW 24-PORT CAT6A PP** | **24** | **FOR NEW WAPS** |
| 15 | | | |
| 16 | | | |
| 17 | | | |
| 18 | ACTIVE NETWORK EQUIPMENT | | |
| 19 | | | |
| 20 | | | |
| 21 | | | |
| 22 | | | |
| 23 | | | |
| 24 | | | |
| 25 | | | |
| 26 | | | |
| 27 | | | |
| 28 | | | |
| 29 | | | |
| 30 | | | |
| 31 | | | |
| 32 | | | |
| 33 | | | |
| 34 | | | |
| 35 | | | |
| 36 | | | |
| 37 | | | |
| 38 | | | |
| 39 | | | |
| 40 | | | |
| 41 | ACTIVE NETWORK EQUIPMENT | | APC |
| 42 | | | |

NOTES:

1. CONTRACTOR TO PROVIDE NEW 24-PORT CAT6A PATCH PANEL.
2. TERMINATE NEW CAT6A CABLING TO EXISTING LOCATION OF WIFI ACCESS POINT.
3. CAT6A ORANGE PATCH CABLE SHALL BE USED FOR ALL WIFI ACCESS POINT.

1 SS4.020 SPECIAL SYSTEMS ENLARGED PLANS 20 - XI

Scale: NOT TO SCALE

EXISTING RACK

GENERAL NOTES:

1. NO WORK IS REQUIRED IN THIS IDF. PICTURE SHOWN FOR REFERENCE.

2 SS4.020 SPECIAL SYSTEMS ENLARGED PLANS 20 - XJ

Scale: NOT TO SCALE


MEP / FP Engineer

ARORA

**ARORA ENGINEERS, INC.**
1600 MARKET STREET, SUITE 1630
PHILADELPHIA, PA. 19103
215.372.1365

Architect

Civil Engineer

Structural Engineer


Pennsylvania Convention Center PHILADELPHIA

Key Plan

Seal

REGISTERED PROFESSIONAL ENGINEER No. 091081

Revisions:

| NO. | DESCRIPTION | DATE |
|---|---|---|
| | | |
| | | |
| | | |
| | | |
| | | |
| | | |
| | | |
| | | |
| | | |
| | | |

**PCCA WiFi UPGRADES**

1101 ARCH STREET
PHILADELPHIA, PA 19107
**PENNSYLVANIA CONVENTION CENTER AUTHORITY (PCCA)**

**SPECIAL SYSTEMS ENLARGED PLANS 20**

| | |
|---|---|
| Project Number | 128620.001 |
| Date | 2021-09-30 |
| Drawn By | TB |
| Checked By | EH |

**SS4.020**

Scale AS NOTED

ISSUED FOR BID


J:\ACTIVE\128620.001 - PCCA - Facility-wide IT Wireless\DWGS\CAD_SS

10/7/2021 7:43:20 AM

THIS DRAWING IS FORMATTED TO BE PRINTED AT 30" X 42"

EXISTING RACK

GENERAL NOTES:

1. CONTRACTOR TO PROVIDE NEW CAT6A PATCH PANEL TO TERMINATE NEW WIRELESS ACCESS POINT DEVICES.

| RACK R01 | | | |
|---|---|---|---|
| RU | EQUIPMENT | # / W | DESCRIPTION |
| 1 | ACTIVE NETWORK EQUIPMENT | | 24 MM TO XMDF A/B |
| 2 | | | 12 SM TO XMDF C/D |
| 3 | CABLE MANAGEMENT | | |
| 4 | | | |
| 5 | COPPER PATCH PANEL | 48 | PATCH PANEL A |
| 6 | | | |
| 7 | CABLE MANAGEMENT | | |
| 8 | | | |
| 9 | | | |
| 10 | NETWORK EDGE SWITCH | 48 | |
| 11 | **NEW 24-PORT CAT6A PP** | **24** | **FOR NEW WAPS** |
| 12 | CABLE MANAGEMENT | | |
| 13 | | | |
| 14 | | | |
| 15 | | | |
| 16 | | | |
| 17 | | | |
| 18 | | | |
| 19 | | | |
| 20 | | | |
| 21 | | | |
| 22 | | | |
| 23 | | | |
| 24 | | | |
| 25 | | | |
| 26 | | | |
| 27 | | | |
| 28 | | | |
| 29 | | | |
| 30 | | | |
| 31 | | | |
| 32 | | | |
| 33 | | | |
| 34 | | | |
| 35 | | | |
| 36 | | | |
| 37 | | | |
| 38 | | | |
| 39 | | | |
| 40 | | | |
| 41 | ACTIVE NETWORK EQUIPMENT | | APC |
| 42 | | | |

NOTES:

1. CONTRACTOR TO PROVIDE NEW 24-PORT CAT6A PATCH PANEL.
2. TERMINATE NEW CAT6A CABLING TO EXISTING LOCATION OF WIFI ACCESS POINT.
3. CAT6A ORANGE PATCH CABLE SHALL BE USED FOR ALL WIFI ACCESS POINT.

1 SS4.021 SPECIAL SYSTEMS ENLARGED PLANS 21 - IDF XK

Scale: NOT TO SCALE

EXISTING RACK



GENERAL NOTES:

1. NO WORK IS REQUIRED IN THIS IDF. PICTURE SHOWN FOR REFERENCE.

2 SS4.021 SPECIAL SYSTEMS ENLARGED PLANS 21 - IDF XL

Scale: NOT TO SCALE


MEP / FP Engineer

ARORA

**ARORA ENGINEERS, INC.**
1600 MARKET STREET, SUITE 1630
PHILADELPHIA, PA. 19103
215.372.1365

Architect

Civil Engineer

Structural Engineer


Pennsylvania Convention Center PHILADELPHIA

Key Plan

Seal

COMMONWEALTH OF PENNSYLVANIA REGISTERED PROFESSIONAL JASON T. SHOEN ENGINEER No. 091081

Revisions:

| NO. | DESCRIPTION | DATE |
|---|---|---|
| | | |
| | | |
| | | |
| | | |
| | | |
| | | |
| | | |
| | | |

**PCCA WiFi UPGRADES**

1101 ARCH STREET
PHILADELPHIA, PA 19107
**PENNSYLVANIA CONVENTION CENTER AUTHORITY (PCCA)**

**SPECIAL SYSTEMS ENLARGED PLANS 21**

| | |
|---|---|
| Project Number | 128620.001 |
| Date | 2021-09-30 |
| Drawn By | TB |
| Checked By | EH |

**SS4.021**

Scale AS NOTED

**ISSUED FOR BID**


J:\ACTIVE\128620.001 - PCCA - Facility-wide IT Wireless\DWGS\CAD_SS

10/7/2021 7:43:25 AM

THIS DRAWING IS FORMATTED TO BE PRINTED AT 30" X 42"

## EXISTING RACK



## GENERAL NOTES:

1. NO WORK IS REQUIRED IN THIS IDF.  PICTURE SHOWN FOR REFERENCE.

1 SS4.022 SPECIAL SYSTEMS ENLARGED PLANS 22 - IDF XM

Scale: NOT TO SCALE

## EXISTING RACK



## GENERAL NOTES:

1. CONTRACTOR TO PROVIDE NEW CAT6A PATCH PANEL TO TERMINATE NEW WIRELESS ACCESS POINT DEVICES.

| RACK R01 | | | |
|---|---|---|---|
| RU | EQUIPMENT | # / W | DESCRIPTION |
| 1 | ACTIVE NETWORK EQUIPMENT | | |
| 2 | | | |
| 3 | | | |
| 4 | | | |
| 5 | ACTIVE NETWORK EQUIPMENT | | |
| 6 | ACTIVE NETWORK EQUIPMENT | | |
| 7 | ACTIVE NETWORK EQUIPMENT | | |
| 8 | NETWORK EDGE SWITCH | 48 | PRIM |
| 9 | CABLE MANAGEMENT | | |
| 10 | NETWORK EDGE SWITCH | 48 | SEC |
| 11 | COPPER PATCH PANEL | 48 | PATCH PANEL A |
| 12 | | | |
| 13 | COPPER PATCH PANEL | 48 | PATCH PANEL B |
| 14 | | | |
| 15 | CABLE MANAGEMENT | | |
| 16 | | | |
| 17 | COPPER PATCH PANEL | 48 | PATCH PANEL C |
| 18 | | | |
| 19 | COPPER PATCH PANEL | 48 | PATCH PANEL D |
| 20 | | | |
| 21 | ACTIVE NETWORK EQUIPMENT | | |
| 22 | | | |
| 23 | | | |
| 24 | NETWORK EDGE SWITCH | 24 | |
| 25 | NETWORK EDGE SWITCH | 48 | |
| 26 | **NEW 24-PORT CAT6A PP** | **24** | **FOR NEW WAPS** |
| 27 | | | |
| 28 | | | |
| 29 | NETWORK EDGE SWITCH | 24 | |
| 30 | | | |
| 31 | | | |
| 32 | | | |
| 33 | | | |
| 34 | NETWORK EDGE SWITCH | 48 | |
| 35 | CABLE MANAGEMENT | | |
| 36 | | | |
| 37 | | | |
| 38 | | | |
| 39 | ACTIVE NETWORK EQUIPMENT | | |
| 40 | | | |
| 41 | | | |
| 42 | | | |

## NOTES:

1. CONTRACTOR TO PROVIDE NEW 24-PORT CAT6A PATCH PANEL.
2. TERMINATE NEW CAT6A CABLING TO EXISTING LOCATION OF WIFI ACCESS POINT.
3. CAT6A ORANGE PATCH CABLE SHALL BE USED FOR ALL WIFI ACCESS POINT.

2 SS4.022 SPECIAL SYSTEMS ENLARGED PLANS 22 - IDF XN

Scale: NOT TO SCALE


MEP / FP Engineer

ARORA

**ARORA ENGINEERS, INC.**
1600 MARKET STREET, SUITE 1630
PHILADELPHIA, PA. 19103
215.372.1365

Architect

Civil Engineer

Structural Engineer


Pennsylvania Convention Center PHILADELPHIA

Key Plan

Seal

COMMONWEALTH OF PENNSYLVANIA REGISTERED PROFESSIONAL JASON T. SHOEN ENGINEER No. 091081

Revisions:

| NO. | DESCRIPTION | DATE |
|---|---|---|
| | | |
| | | |
| | | |
| | | |
| | | |
| | | |
| | | |
| | | |

**PCCA WiFi UPGRADES**

1101 ARCH STREET
PHILADELPHIA, PA 19107
**PENNSYLVANIA CONVENTION CENTER AUTHORITY (PCCA)**

**SPECIAL SYSTEMS ENLARGED PLANS 22**

| | |
|---|---|
| Project Number | 128620.001 |
| Date | 2021-09-30 |
| Drawn By | TB |
| Checked By | EH |

**SS4.022**

Scale AS NOTED

ISSUED FOR BID


J:\ACTIVE\128620.001 - PCCA - Facility-wide IT Wireless\DWGS\CAD_SS

10/7/2021 7:43:29 AM

THIS DRAWING IS FORMATTED TO BE PRINTED AT 30" X 42"

## EXISTING RACK

## GENERAL NOTES:

1. NO WORK IS REQUIRED IN THIS IDF. PICTURE SHOWN FOR REFERENCE.

1 SS4.023 SPECIAL SYSTEMS ENLARGED PLANS 23 - IDF XO

Scale: NOT TO SCALE

MEP / FP Engineer

ARORA

**ARORA ENGINEERS, INC.**
1600 MARKET STREET, SUITE 1630
PHILADELPHIA, PA. 19103
215.372.1365

Architect

Civil Engineer

Structural Engineer

Pennsylvania Convention Center PHILADELPHIA

Key Plan

Seal

COMMONWEALTH OF PENNSYLVANIA REGISTERED PROFESSIONAL JASON T. SHOEN ENGINEER No. 091081

Revisions:

| NO. | DESCRIPTION | DATE |
|---|---|---|
| | | |
| | | |
| | | |
| | | |
| | | |
| | | |
| | | |
| | | |

**PCCA WiFi UPGRADES**

1101 ARCH STREET
PHILADELPHIA, PA 19107
**PENNSYLVANIA CONVENTION CENTER AUTHORITY (PCCA)**

**SPECIAL SYSTEMS ENLARGED PLANS 23**

| | |
|---|---|
| Project Number | 128620.001 |
| Date | 2021-09-30 |
| Drawn By | TB |
| Checked By | EH |

**SS4.023**

Scale AS NOTED

ISSUED FOR BID

10/7/2021 7:43:33 AM J:\ACTIVE\128620.001 - PCCA - Facility-wide IT Wireless\DWGS\CAD_SS

THIS DRAWING IS FORMATTED TO BE PRINTED AT 30" X 42"

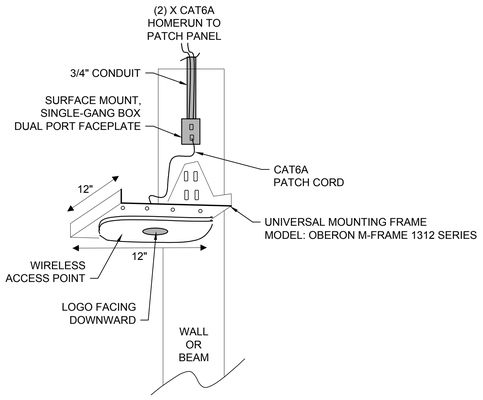


1 SS5.001 TYPICAL, WAP MOUNT DETAIL, TYPE 1

Scale: NTS

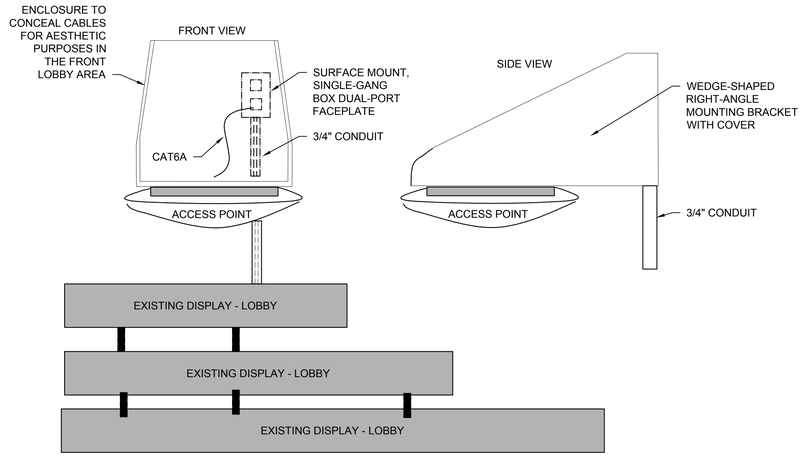


2 SS5.001 TYPICAL, WAP MOUNT DETAIL, TYPE 2

Scale: NTS

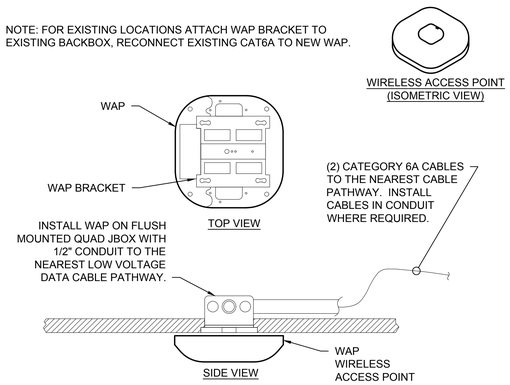


DRYWALL CEILING MOUNTING WAP DETAIL

3 SS5.001 TYPICAL, WAP MOUNT DETAIL, TYPE 3

Scale: NTS

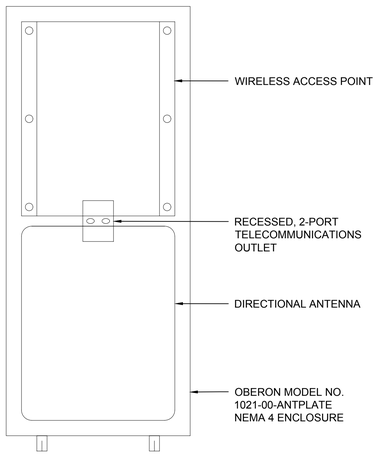


4 SS5.001 TYPICAL INDOOR, DIRECTIONAL, COLUMN-MOUNTED WIRELESS ACCESS POINT (WAP) - TYPE 4

Scale: NTS

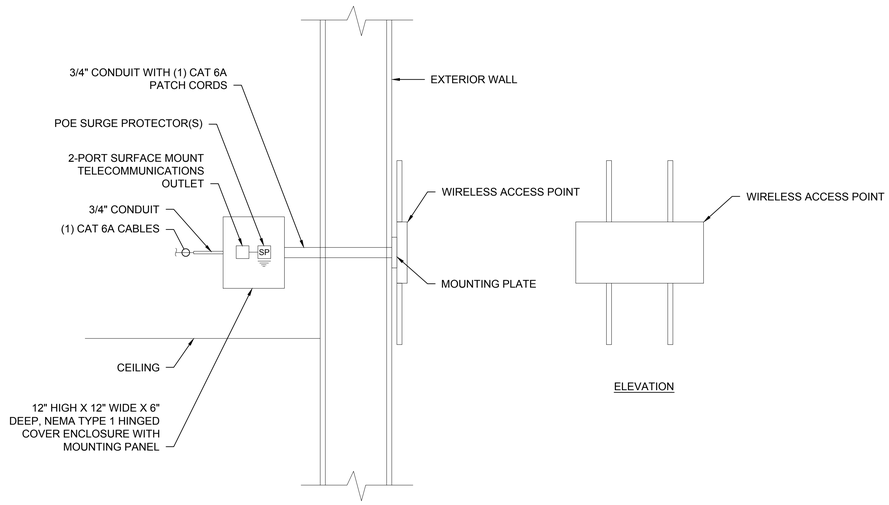


5 SS5.001 TYPICAL OUTDOOR, DIRECTIONAL, WALL-MOUNTED WIRELESS ACCESS POINT (WAP) - TYPE 5

Scale: NTS

MEP / FP Engineer
ARORA
ARORA ENGINEERS, INC.
1600 MARKET STREET, SUITE 1630
PHILADELPHIA, PA. 19103
215.372.1365

Architect

Civil Engineer

Structural Engineer

Pennsylvania Convention Center PHILADELPHIA

Key Plan

Seal

COMMONWEALTH OF PENNSYLVANIA REGISTERED PROFESSIONAL JASON T. SHOEN ENGINEER No. 091081

Revisions:

| NO. | DESCRIPTION | DATE |
|---|---|---|
| | | |
| | | |
| | | |
| | | |
| | | |
| | | |
| | | |
| | | |

**PCCA WiFi UPGRADES**

1101 ARCH STREET
PHILADELPHIA, PA 19107
**PENNSYLVANIA CONVENTION CENTER AUTHORITY (PCCA)**

**WAP DETAILS**

| | |
|---|---|
| Project Number | 128620.001 |
| Date | 2021-09-30 |
| Drawn By | TB |
| Checked By | EH |

**SS5.001**

Scale AS NOTED

ISSUED FOR BID

J:\ACTIVE\128620.001 - PCCA - Facility-wide IT Wireless\DWG\CAD_SS
10/7/2021 7:43:36 AM
THIS DRAWING IS FORMATTED TO BE PRINTED AT 30" X 42"

## GENERAL NOTES:

1. THE CURRENT SOFTWARE PLATFORM XIRRUS MANAGEMENT SYSTEM SHALL BE PLACED WITH A NEW SOFTWARE MANAGEMENT PLATFORM "CNMAESTRO" TO MANAGE THE CAMBIUM WAP NETWORK. THE EXISTING GATEWAY ROUTER SHALL REMAIN AS-IS TO CONNECT TO EXISTING L2 SWITCHES FOR CURRENT AND NEW WIRELESS ACCESS POINT. IN ADDITION, ALL WIRELESS ACCESS POINTS SHALL BE NEW, ALL NETWORK HARDWARE SHALL BE REUSED. CAT 6A CABLING SHALL BE NEW UNLESS OTHERWISE SPECIFIED ON PLANS.

MANAGEMENT PLATFORM

FIBER, TYP

GATEWAY ROUTER

FIBER, TYP

| | | | | |
|---|---|---|---|---|
| IDF A | CAT6A, TYP | WIRELESS ACCESS POINT | WAP # | 48<br>NE EHF 9 TO NE EHF 10 |
| IDF B | CAT6A, TYP | WIRELESS ACCESS POINT | WAP # | 49, 50, 51, 54, 55, 66, 67<br>NE2, NE6 |
| IDF C | CAT6A, TYP | WIRELESS ACCESS POINT | WAP # | 68, 74, 75, 76, 77, 78<br>280, 281, 282<br>NE1, NE3 - 4 |
| IDF D | CAT6A, TYP | WIRELESS ACCESS POINT | WAP # | 254<br>46, 56, 57, 58, 59, 60, 69, 71<br>NE7, NE8 |
| IDF E1 | CAT6A, TYP | WIRELESS ACCESS POINT | WAP # | 70, 72, 79, 80, 81, 82, 83, 84<br>SE4, SE5 |
| IDF E2 | CAT6A, TYP | WIRELESS ACCESS POINT | WAP # | 73<br>SE1, SE6 |
| IDF F | CAT6A, TYP | WIRELESS ACCESS POINT | WAP # | 179, 183, 186<br>NE EHF 8 |
| IDF G | CAT6A, TYP | WIRELESS ACCESS POINT | WAP # | 190, 191<br>NE EHF 1 TO NE EHF 7 |
| IDF J | CAT6A, TYP | WIRELESS ACCESS POINT | WAP # | 238, 239, 240<br>185, 189, 195 |
| IDF K | CAT6A, TYP | WIRELESS ACCESS POINT | WAP # | |
| OLD MDF | CAT6A, TYP | WIRELESS ACCESS POINT | WAP # | 231, 232, 233, 234, 235<br>236, 237 |
| NEW IDF | CAT6A, TYP | WIRELESS ACCESS POINT | WAP # | SE EHF 1 TO SE EHF 3,<br>SE EHF 7 |
| IT-IDF | CAT6A, TYP | WIRELESS ACCESS POINT | WAP # | 182<br>SE EHF 6 |
| IDF XA | CAT6A, TYP | WIRELESS ACCESS POINT | WAP # | 5, 11, 15, 16<br>NW4 TO NW7 |
| IDF XB | CAT6A, TYP | WIRELESS ACCESS POINT | WAP # | 6, 7, 8, 12, 13, 14, 17, 18 |
| IDF XC | CAT6A, TYP | WIRELESS ACCESS POINT | WAP # | |
| IDF XD | CAT6A, TYP | WIRELESS ACCESS POINT | WAP # | 33, 45 |
| IDF XE | CAT6A, TYP | WIRELESS ACCESS POINT | WAP # | 9, 23, 24, 25, 26, 29, 31, 32,<br>39, 40, 41, 42, 44<br>SW 1, SW 5 - SW 6 |
| IDF XF | CAT6A, TYP | WIRELESS ACCESS POINT | WAP # | 34<br>NW 1 TO NW 3<br>NE5 |
| IDF XG | CAT6A, TYP | WIRELESS ACCESS POINT | WAP # | 52, 53<br>MECH. ROOM, 37W-025 |
| IDF XMDF | CAT6A, TYP | WIRELESS ACCESS POINT | WAP # | 19, 20, 21, 22, 27, 28, 30,<br>35, 36, 37, 38, 43<br>NW 7, 8, 9 |

1 SS6.001 WIRELESS ACCESS NETWORK TOPOLOGY DIAGRAM - LEVEL 1
Scale: NTS


MEP / FP Engineer
ARORA
ARORA ENGINEERS, INC.
1600 MARKET STREET, SUITE 1630
PHILADELPHIA, PA. 19103
215.372.1365

Architect

Civil Engineer

Structural Engineer


Pennsylvania Convention Center PHILADELPHIA

Key Plan

Seal

REGISTERED PROFESSIONAL JOHN T. SHEEN ENGINEER No. 091081

Revisions:

| NO. | DESCRIPTION | DATE |
|---|---|---|
| | | |
| | | |
| | | |
| | | |
| | | |
| | | |
| | | |
| | | |
| | | |

**PCCA WiFi UPGRADES**

1101 ARCH STREET
PHILADELPHIA, PA 19107
**PENNSYLVANIA CONVENTION CENTER AUTHORITY (PCCA)**

# WIRELESS ACCESS NETWORK TOPOLOGY DIAGRAM - LEVEL 1

| | |
|---|---|
| Project Number | 128620.001 |
| Date | 2021-09-30 |
| Drawn By | TB |
| Checked By | EH |

**SS6.001**

Scale AS NOTED

THIS DRAWING IS FORMATTED TO BE PRINTED AT 30" X 42"

J:\ACTIVE\128620.001 - pcca - facility-wide lt wireless\DWGS\CAD_SS

10/21/2021 2:14:27 PM

**ISSUED FOR BID**

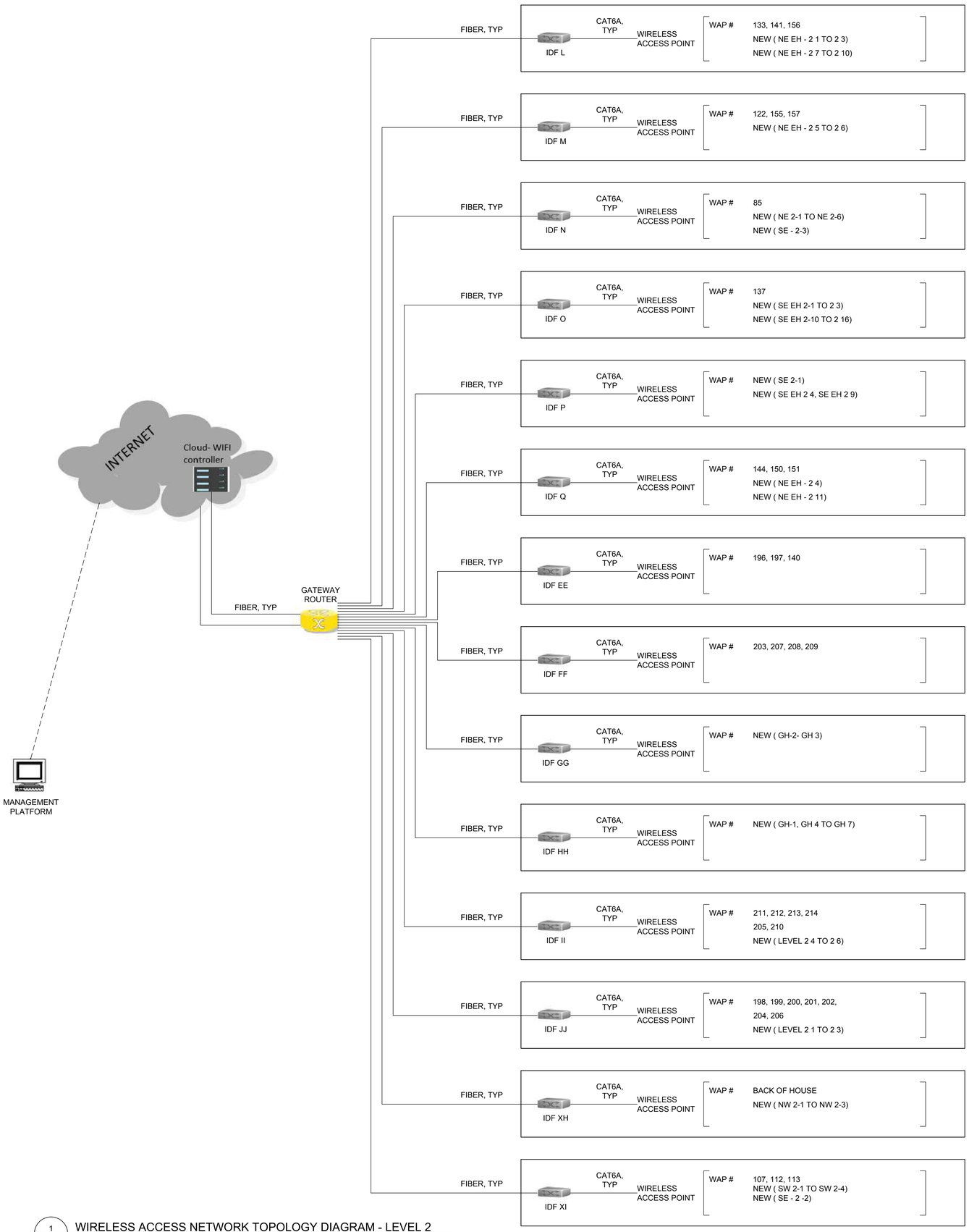


1 SS6.002 WIRELESS ACCESS NETWORK TOPOLOGY DIAGRAM - LEVEL 2
Scale: NTS

## GENERAL NOTES:

1. THE CURRENT SOFTWARE PLATFORM XIRRUS MANAGEMENT SYSTEM SHALL BE PLACED WITH A NEW SOFTWARE MANAGEMENT PLATFORM "cNMAESTRO" TO MANAGE THE CAMBIUM WAP NETWORK. THE EXISTING GATEWAY ROUTER SHALL REMAIN AS-IS TO CONNECT TO EXISTING L2 SWITCHES FOR CURRENT AND NEW WIRELESS ACCESS POINT. IN ADDITION, ALL WIRELESS ACCESS POINTS SHALL BE NEW, ALL NETWORK HARDWARE SHALL BE REUSED. CAT 6A CABLING SHALL BE NEW UNLESS OTHERWISE SPECIFIED ON PLANS.


MEP / FP Engineer
ARORA
ARORA ENGINEERS, INC.
1600 MARKET STREET, SUITE 1630
PHILADELPHIA, PA. 19103
215.372.1365

Architect

Civil Engineer

Structural Engineer


Pennsylvania Convention Center PHILADELPHIA

Key Plan

Seal

COMMONWEALTH OF PENNSYLVANIA REGISTERED PROFESSIONAL JOHN T. SHEDEN ENGINEER No. 091081

Revisions:

| NO. | DESCRIPTION | DATE |
|---|---|---|
| | | |
| | | |
| | | |
| | | |
| | | |
| | | |
| | | |
| | | |

**PCCA WiFi UPGRADES**

1101 ARCH STREET
PHILADELPHIA, PA 19107
**PENNSYLVANIA CONVENTION CENTER AUTHORITY (PCCA)**

**WIRELESS ACCESS NETWORK TOPOLOGY DIAGRAM - LEVEL 2**

| | |
|---|---|
| Project Number | 128620.001 |
| Date | 2021-09-30 |
| Drawn By | TB |
| Checked By | EH |

**SS6.002**

Scale AS NOTED

**ISSUED FOR BID**


10/21/2021 2:14:36 PM J:\ACTIVE\128620.001 - pcca - facility-wide it wireless\DWGS\CAD_SS

THIS DRAWING IS FORMATTED TO BE PRINTED AT 30" X 42"

## GENERAL NOTES:

1. THE CURRENT SOFTWARE PLATFORM XIRRUS MANAGEMENT SYSTEM SHALL BE PLACED WITH A NEW SOFTWARE MANAGEMENT PLATFORM "cNMAESTRO" TO MANAGE THE CAMBIUM WAP NETWORK. THE EXISTING GATEWAY ROUTER SHALL REMAIN AS-IS TO CONNECT TO EXISTING L2 SWITCHES FOR CURRENT AND NEW WIRELESS ACCESS POINT. IN ADDITION, ALL WIRELESS ACCESS POINTS SHALL BE NEW, ALL NETWORK HARDWARE SHALL BE REUSED. CAT 6A CABLING SHALL BE NEW UNLESS OTHERWISE SPECIFIED ON PLANS.

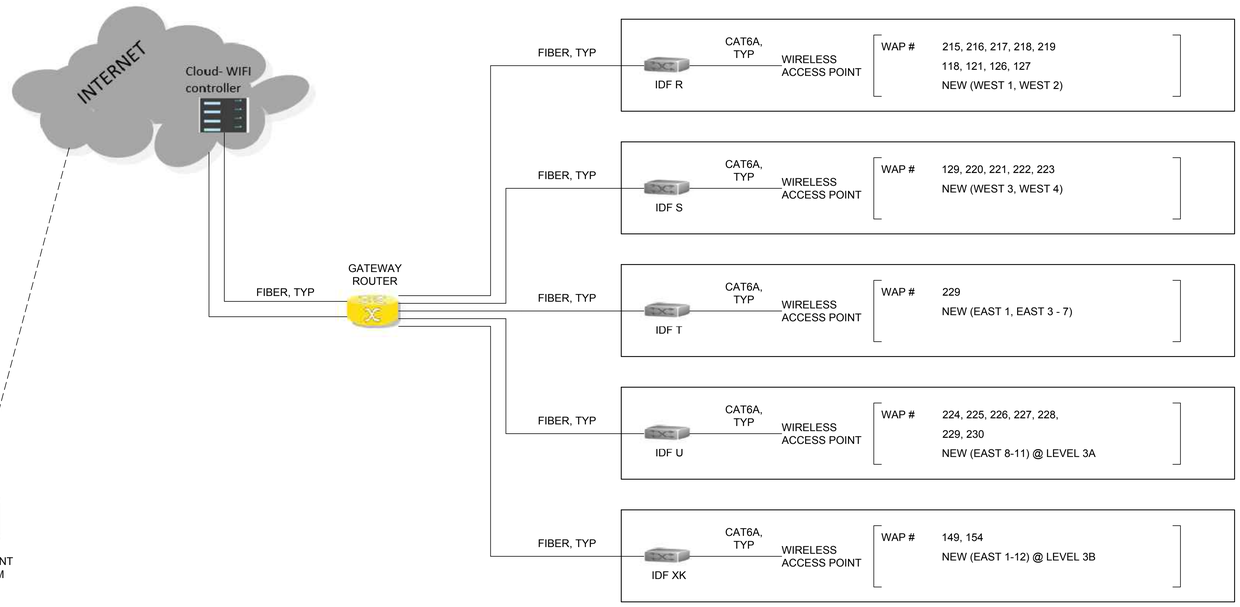


1 / SS6.003 WIRELESS ACCESS NETWORK TOPOLOGY DIAGRAM - LEVEL 3
Scale: NTS


MEP / FP Engineer
ARORA
ARORA ENGINEERS, INC.
1600 MARKET STREET, SUITE 1630
PHILADELPHIA, PA. 19103
215.372.1365

Architect

Civil Engineer

Structural Engineer


Pennsylvania Convention Center PHILADELPHIA

Key Plan

Seal

COMMONWEALTH OF PENNSYLVANIA REGISTERED PROFESSIONAL JOHN T. SHEEHEN ENGINEER No. 091081

Revisions:

| NO. | DESCRIPTION | DATE |
|---|---|---|
| | | |
| | | |
| | | |
| | | |
| | | |
| | | |
| | | |
| | | |

**PCCA WiFi UPGRADES**

1101 ARCH STREET
PHILADELPHIA, PA 19107
**PENNSYLVANIA CONVENTION CENTER AUTHORITY (PCCA)**

# WIRELESS ACCESS NETWORK TOPOLOGY DIAGRAM - LEVEL 3

| | |
|---|---|
| Project Number | 128620.001 |
| Date | 2021-09-30 |
| Drawn By | TB |
| Checked By | EH |

**SS6.003**

| | |
|---|---|
| Scale | AS NOTED |

ISSUED FOR BID


10/21/2021 2:14:44 PM J:\ACTIVE\128620.001 - pcca - facility-wide it wireless\DWGS\CAD_SS

THIS DRAWING IS FORMATTED TO BE PRINTED AT 30" X 42"

## GENERAL NOTES:

1. THE CURRENT SOFTWARE PLATFORM XIRRUS MANAGEMENT SYSTEM SHALL BE PLACED WITH A NEW SOFTWARE MANAGEMENT PLATFORM "cNMAESTRO" TO MANAGE THE CAMBIUM WAP NETWORK. THE EXISTING GATEWAY ROUTER SHALL REMAIN AS-IS TO CONNECT TO EXISTING L2 SWITCHES FOR CURRENT AND NEW WIRELESS ACCESS POINT. IN ADDITION, ALL WIRELESS ACCESS POINTS SHALL BE NEW, ALL NETWORK HARDWARE SHALL BE REUSED. CAT 6A CABLING SHALL BE NEW UNLESS OTHERWISE SPECIFIED ON PLANS.

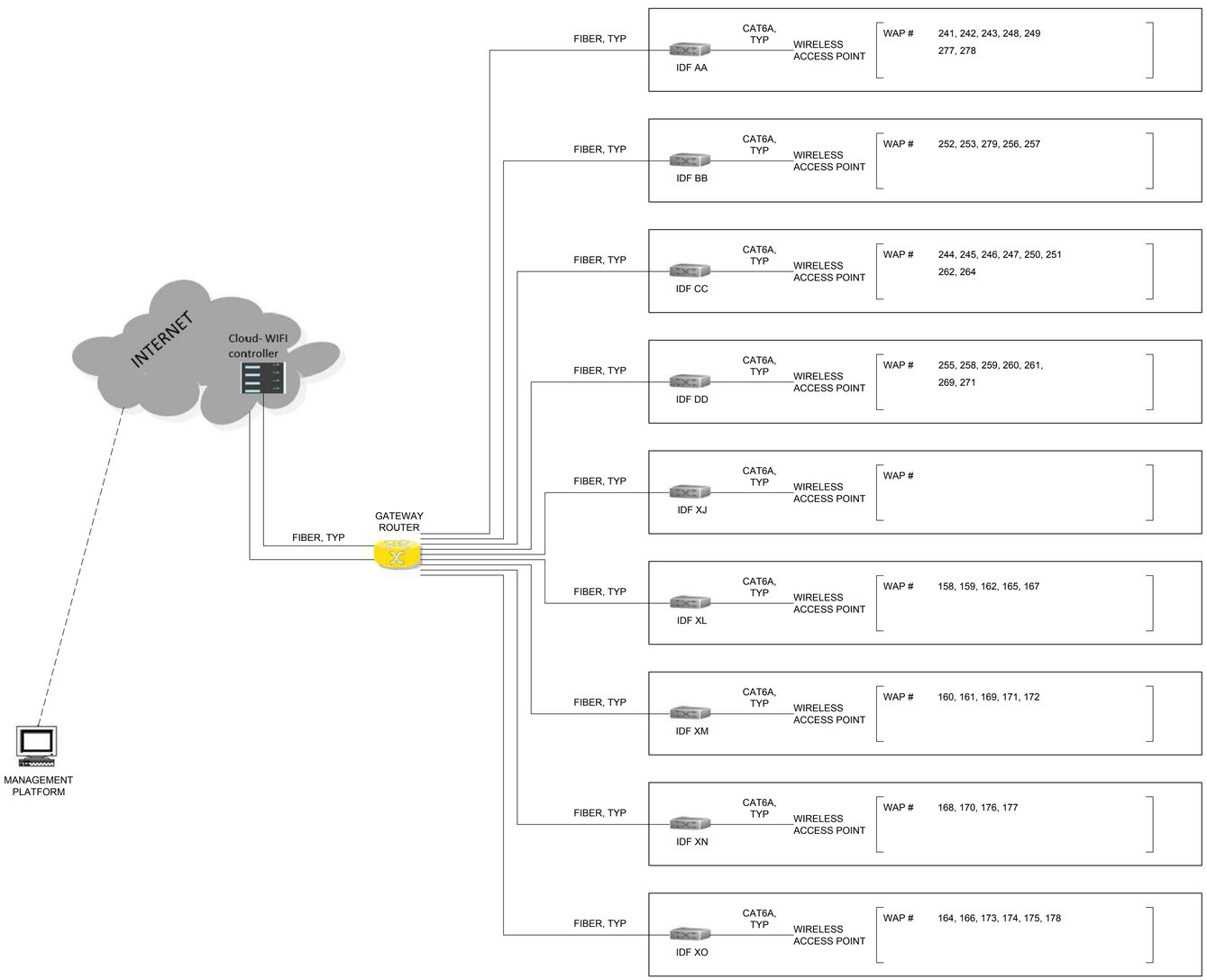


1 SS6.004 WIRELESS ACCESS NETWORK TOPOLOGY DIAGRAM - LEVEL 5
Scale: NTS


MEP / FP Engineer
ARORA
ARORA ENGINEERS, INC.
1600 MARKET STREET, SUITE 1630
PHILADELPHIA, PA. 19103
215.372.1365

Architect

Civil Engineer

Structural Engineer


Pennsylvania Convention Center PHILADELPHIA

Key Plan

Seal

COMMONWEALTH OF PENNSYLVANIA REGISTERED PROFESSIONAL JOHN T. SHEDEN ENGINEER No. 091081

Revisions:

| NO. | DESCRIPTION | DATE |
|---|---|---|
| | | |
| | | |
| | | |
| | | |
| | | |
| | | |
| | | |
| | | |

**PCCA WiFi UPGRADES**

1101 ARCH STREET
PHILADELPHIA, PA 19107
**PENNSYLVANIA CONVENTION CENTER AUTHORITY (PCCA)**

**WIRELESS ACCESS NETWORK TOPOLOGY DIAGRAM - LEVEL 5**

| | |
|---|---|
| Project Number | 128620.001 |
| Date | 2021-09-30 |
| Drawn By | TB |
| Checked By | EH |
| | **SS6.004** |
| Scale | AS NOTED |

**ISSUED FOR BID**


10/21/2021 2:15:02 PM J:\ACTIVE\128620.001 - pcca - facility-wide it wireless\DWGS\CAD_SS
THIS DRAWING IS FORMATTED TO BE PRINTED AT 30" X 42"

## WIRELESS ACCESS POINT DEVICE SCHEDULES

| Sheet no. | Floor Plan Location | Room Location | Wireless Access Point # | Level | (E) Wireless Model - Cloud managed | (New) Wireless Model WIFI 6 - Cloud managed | (E) Patch Panel | (N) CAT6A Patch Panel | CAT6A Cabling | Equipment Room Terminations | Notes |
|---|---|---|---|---|---|---|---|---|---|---|---|
| SS2.101 | North West | | 1 | 1 | Xirrus | Cambium | Y | - | - | | Replace existing WAP to WIFI 6 |
| | | | 2 | 1 | Xirrus | Cambium | Y | - | - | | Replace existing WAP to WIFI 6 |
| | | | 3 | 1 | Xirrus | Cambium | Y | - | - | | Replace existing WAP to WIFI 6 |
| | | | 4 | 1 | Xirrus | Cambium | Y | - | - | | Replace existing WAP to WIFI 6 |
| | | | 5 | 1 | Xirrus | Cambium | Y | - | - | | Replace existing WAP to WIFI 6 |
| | | | 10 | 1 | Xirrus | Cambium | Y | - | - | | Replace existing WAP to WIFI 6 |
| | | 123 | 11 | 1 | Xirrus | Cambium | Y | - | - | | Replace existing WAP to WIFI 6 |
| | | | 15 | 1 | Xirrus | Cambium | Y | - | - | | Replace existing WAP to WIFI 6 |
| | | | 16 | 1 | Xirrus | Cambium | Y | - | - | | Replace existing WAP to WIFI 6 |
| | | 122 B | 19 | 1 | Xirrus | Cambium | Y | - | - | | Replace existing WAP to WIFI 6 |
| | | 122 A | 20 | 1 | Xirrus | Cambium | Y | - | - | | Replace existing WAP to WIFI 6 |
| | | 121 C | 21 | 1 | Xirrus | Cambium | Y | - | - | | Replace existing WAP to WIFI 6 |
| | | 113 B | 27 | 1 | Xirrus | Cambium | Y | - | - | | Replace existing WAP to WIFI 6 |
| | | | 30 | 1 | Xirrus | Cambium | Y | - | - | | Replace existing WAP to WIFI 6 |
| | | 115 A | 35 | 1 | Xirrus | Cambium | Y | - | - | | Replace existing WAP to WIFI 6 |
| | | 115 B | 36 | 1 | Xirrus | Cambium | Y | - | - | | Replace existing WAP to WIFI 6 |
| | | 115 C | 37 | 1 | Xirrus | Cambium | Y | - | - | | Replace existing WAP to WIFI 6 |
| | | | WAP-XX | 1 | Xirrus | Cambium | Y | - | - | | Replace existing WAP to WIFI 6 |
| | | | **NW 1** | **1** | | **Cambium** | **Y** | - | **Y** | **IDF XF** | **Additional WAP,Terminate to existing patch panel** |
| | | | **NW 2** | **1** | | **Cambium** | **Y** | - | **Y** | **IDF XF** | **Additional WAP,Terminate to existing patch panel** |
| | | | **NW 3** | **1** | | **Cambium** | **Y** | - | **Y** | **IDF XF** | **Additional WAP,Terminate to existing patch panel** |
| | | | **NW 4** | **1** | | **Cambium** | - | **Y** | **Y** | **IDF XA** | **Additional WAP for coverage** |
| | | | **NW 5** | **1** | | **Cambium** | - | **Y** | **Y** | **IDF XA** | **Additional WAP for coverage** |
| | | | **NW 6** | **1** | | **Cambium** | - | **Y** | **Y** | **IDF XA** | **Additional WAP for coverage** |
| | | | **NW 7** | **1** | | **Cambium** | - | **Y** | **Y** | **IDF XA** | **Additional WAP for coverage** |
| | | | **NW 8** | **1** | | **Cambium** | - | **Y** | **Y** | **IDF XMDF** | **Additional WAP for coverage** |
| | | | **NW 9** | **1** | | **Cambium** | - | **Y** | **Y** | **IDF XMDF** | **Additional WAP for coverage** |
| | | | **NW 10** | **1** | | **Cambium** | - | **Y** | **Y** | **IDF XMDF** | **Additional WAP for coverage** |
| | | | **NW 11** | **1** | | **Cambium** | - | **Y** | **Y** | **IDF XF** | **Additional WAP for coverage** |
| | | | **NW 12** | **1** | | **Cambium** | - | **Y** | **Y** | **IDF XF** | **Additional WAP for coverage** |

## WIRELESS ACCESS POINT DEVICE SCHEDULES

| Sheet no. | Floor Plan Location | Room Location | Wireless Access Point # | Level | (E) Wireless Model - Cloud managed | (New) Wireless Model WIFI 6 - Cloud managed | (E) Patch Panel | (N) CAT6A Patch Panel | CAT6A Cabling | Equipment Room Terminations | Notes |
|---|---|---|---|---|---|---|---|---|---|---|---|
| SS2.102 | South West | | 6 | 1 | Xirrus | Cambium | Y | - | - | | Replace existing WAP to WIFI 6 |
| | | | 7 | 1 | Xirrus | Cambium | Y | - | - | | Replace existing WAP to WIFI 6 |
| | | 126A | 8 | 1 | Xirrus | Cambium | Y | - | - | | Replace existing WAP to WIFI 6 |
| | | | 9 | 1 | Xirrus | Cambium | Y | - | - | | Replace existing WAP to WIFI 6 |
| | | | 12 | 1 | Xirrus | Cambium | Y | - | - | | Replace existing WAP to WIFI 6 |
| | | | 13 | 1 | Xirrus | Cambium | Y | - | - | | Replace existing WAP to WIFI 6 |
| | | 126B | 14 | 1 | Xirrus | Cambium | Y | - | - | | Replace existing WAP to WIFI 6 |
| | | | 17 | 1 | Xirrus | Cambium | Y | - | - | | Replace existing WAP to WIFI 6 |
| | | | 18 | 1 | Xirrus | Cambium | Y | - | - | | Replace existing WAP to WIFI 6 |
| | | 121B | 22 | 1 | Xirrus | Cambium | Y | - | - | | Replace existing WAP to WIFI 6 |
| | | 121A | 23 | 1 | Xirrus | Cambium | Y | - | - | | Replace existing WAP to WIFI 6 |
| | | 120C | 24 | 1 | Xirrus | Cambium | Y | - | - | | Replace existing WAP to WIFI 6 |
| | | 120B | 25 | 1 | Xirrus | Cambium | Y | - | - | | Replace existing WAP to WIFI 6 |
| | | 120A | 26 | 1 | Xirrus | Cambium | Y | - | - | | Replace existing WAP to WIFI 6 |
| | | 121 C | 28 | 1 | Xirrus | Cambium | Y | - | - | | Replace existing WAP to WIFI 6 |
| | | 113 B | 29 | 1 | Xirrus | Cambium | Y | - | - | | Replace existing WAP to WIFI 6 |
| | | 119A | 31 | 1 | Xirrus | Cambium | Y | - | - | | Replace existing WAP to WIFI 6 |
| | | 119B | 32 | 1 | Xirrus | Cambium | Y | - | - | | Replace existing WAP to WIFI 6 |
| | | 115 B | 33 | 1 | Xirrus | Cambium | Y | - | - | | Replace existing WAP to WIFI 6 |
| | | 116 | 38 | 1 | Xirrus | Cambium | Y | - | - | | Replace existing WAP to WIFI 6 |
| | | 117 | 39 | 1 | Xirrus | Cambium | Y | - | - | | Replace existing WAP to WIFI 6 |
| | | 118A | 40 | 1 | Xirrus | Cambium | Y | - | - | | Replace existing WAP to WIFI 6 |
| | | 118B | 41 | 1 | Xirrus | Cambium | Y | - | - | | Replace existing WAP to WIFI 6 |
| | | 118C | 42 | 1 | Xirrus | Cambium | Y | - | - | | Replace existing WAP to WIFI 6 |
| | | | **SW 1** | **1** | | **Cambium** | - | **Y** | **Y** | **IDF XE** | **Additional WAP for coverage** |
| | | | **SW 2** | **1** | | **Cambium** | - | **Y** | **Y** | **IDF XB** | **Additional WAP for coverage** |
| | | | **SW 3** | **1** | | **Cambium** | - | **Y** | **Y** | **IDF XB** | **Additional WAP for coverage** |
| | | | **SW 4** | **1** | | **Cambium** | - | **Y** | **Y** | **IDF XC** | **Additional WAP for coverage** |
| | | | **SW 5** | **1** | | **Cambium** | - | **Y** | **Y** | **IDF XE** | **Additional WAP for coverage** |
| | | | **SW 6** | **1** | | **Cambium** | | | **Y** | **IDF XE** | **Additional WAP for coverage** |
| | | | **SW 7** | **1** | | **Cambium** | - | **Y** | **Y** | **IDF XC** | **Additional WAP for coverage** |
| | | | **SW 8** | **1** | | **Cambium** | - | **Y** | **Y** | **IDF XC** | **Additional WAP for coverage** |

## WIRELESS ACCESS POINT DEVICE SCHEDULES

| Sheet no. | Floor Plan Location | Room Location | Wireless Access Point # | Level | (E) Wireless Model - Cloud managed | (New) Wireless Model WIFI 6 - Cloud managed | (E) Patch Panel | (N) CAT6A Patch Panel | CAT6A Cabling | Equipment Room Terminations | Notes |
|---|---|---|---|---|---|---|---|---|---|---|---|
| SS2.103 | North East | | 34 | 1 | Xirrus | Cambium | Y | - | - | | Replace existing WAP to WIFI 6 |
| | | | 43 | 1 | Xirrus | Cambium | Y | - | - | | Replace existing WAP to WIFI 6 |
| | | | 46 | 1 | Xirrus | Cambium | Y | - | - | | Replace existing WAP to WIFI 6 |
| | | | 48 | 1 | Xirrus | Cambium | Y | - | - | | Replace existing WAP to WIFI 6 |
| | | | 49 | 1 | Xirrus | Cambium | Y | - | - | | Replace existing WAP to WIFI 6 |
| | | | 50 | 1 | Xirrus | Cambium | Y | - | - | | Replace existing WAP to WIFI 6 |
| | | | 51 | 1 | Xirrus | Cambium | Y | - | - | | Replace existing WAP to WIFI 6 |
| | | | 52 | 1 | Xirrus | Cambium | Y | - | - | | Replace existing WAP to WIFI 6 |
| | | | 53 | 1 | Xirrus | Cambium | Y | - | - | | Replace existing WAP to WIFI 6 |
| | | | 54 | 1 | Xirrus | Cambium | Y | - | - | | Replace existing WAP to WIFI 6 |
| | | | 55 | 1 | Xirrus | Cambium | Y | - | - | | Replace existing WAP to WIFI 6 |
| | | | 56 | 1 | Xirrus | Cambium | Y | - | - | | Replace existing WAP to WIFI 6 |
| | | 113 B | 57 | 1 | Xirrus | Cambium | Y | - | - | | Replace existing WAP to WIFI 6 |
| | | | 58 | 1 | Xirrus | Cambium | Y | - | - | | Replace existing WAP to WIFI 6 |
| | | | 59 | 1 | Xirrus | Cambium | Y | - | - | | Replace existing WAP to WIFI 6 |
| | | 113 C | 60 | 1 | Xirrus | Cambium | Y | - | - | | Replace existing WAP to WIFI 6 |
| | | | 66 | 1 | Xirrus | Cambium | Y | - | - | | Replace existing WAP to WIFI 6 |
| | | | 67 | 1 | Xirrus | Cambium | Y | - | - | | Replace existing WAP to WIFI 6 |
| | | | 68 | 1 | Xirrus | Cambium | Y | - | - | | Replace existing WAP to WIFI 6 |
| | | | 69 | 1 | Xirrus | Cambium | Y | - | - | | Replace existing WAP to WIFI 6 |
| | | 102 A | 74 | 1 | Xirrus | Cambium | Y | - | - | | Replace existing WAP to WIFI 6 |
| | | 103 C | 75 | 1 | Xirrus | Cambium | Y | - | - | | Replace existing WAP to WIFI 6 |
| | | 103 B | 76 | 1 | Xirrus | Cambium | Y | - | - | | Replace existing WAP to WIFI 6 |
| | | | 77 | 1 | Xirrus | Cambium | Y | - | - | | Replace existing WAP to WIFI 6 |
| | | | 282 | 1 | Xirrus | Cambium | Y | - | - | | Replace existing WAP to WIFI 6 |
| | | | **NE 1** | **1** | - | **Cambium** | - | **Y** | **Y** | **IDF C** | **Additional WAP for coverage** |
| | | | **NE 2** | **1** | - | **Cambium** | - | **Y** | **Y** | **IDF B** | **Additional WAP for coverage** |
| | | | **NE 3** | **1** | - | **Cambium** | - | **Y** | **Y** | **IDF C** | **Additional WAP for coverage** |
| | | | **NE 4** | **1** | - | **Cambium** | - | **Y** | **Y** | **IDF C** | **Additional WAP for coverage** |
| | | | **NE 5** | **1** | - | **Cambium** | - | **Y** | **Y** | **IDF XF** | **Terminate to existing patch panel, Additional WAP** |
| | | | **NE 6** | **1** | - | **Cambium** | - | **Y** | **Y** | **IDF B** | **Additional WAP for coverage** |
| | | | **NE 7** | **1** | - | **Cambium** | - | **Y** | **Y** | **IDF D** | **Additional WAP for coverage** |
| | | | **NE 8** | **1** | - | **Cambium** | - | **Y** | **Y** | **IDF D** | **Additional WAP for coverage** |
| | | | **NE 9** | **1** | - | **Cambium** | - | **Y** | **Y** | **IDF XG** | **Additional WAP for coverage** |
| | | | **NE 10** | **1** | - | **Cambium** | - | **Y** | **Y** | **IDF XG** | **Additional WAP for coverage** |
| | | | **NE 11** | **1** | - | **Cambium** | - | **Y** | **Y** | **IDF XG** | **Additional WAP for coverage** |
| | | | **NE 12** | **1** | - | **Cambium** | - | **Y** | **Y** | **IDF B** | **Additional WAP for coverage** |
| | | | **NE 13** | **1** | - | **Cambium** | - | **Y** | **Y** | **IDF B** | **Additional WAP for coverage** |
| | | | **NE 14** | **1** | - | **Cambium** | - | **Y** | **Y** | **IDF B** | **Additional WAP for coverage** |
| | | | **NE 15** | **1** | - | **Cambium** | - | **Y** | **Y** | **IDF C** | **Additional WAP for coverage** |
| | | | **NE 16** | **1** | - | **Cambium** | - | **Y** | **Y** | **IDF C** | **Additional WAP for coverage** |

## WIRELESS ACCESS POINT DEVICE SCHEDULES

| Sheet no. | Floor Plan Location | Room Location | Wireless Access Point # | Level | (E) Wireless Model - Cloud managed | (New) Wireless Model WIFI 6 - Cloud managed | (E) Patch Panel | (N) CAT6A Patch Panel | CAT6A Cabling | Equipment Room Terminations | Notes |
|---|---|---|---|---|---|---|---|---|---|---|---|
| SS2.104 | South East | | 44 | 1 | Xirrus | Cambium | Y | - | - | | Replace existing WAP to WIFI 6 |
| | | | 45 | 1 | Xirrus | Cambium | Y | - | - | | Replace existing WAP to WIFI 6 |
| | | 108 A | 47 | 1 | Xirrus | Cambium | Y | - | - | | Replace existing WAP to WIFI 6 |
| | | | 61 | 1 | Xirrus | Cambium | Y | - | - | | Replace existing WAP to WIFI 6 |
| | | 112 A | 62 | 1 | Xirrus | Cambium | Y | - | - | | Replace existing WAP to WIFI 6 |
| | | 111 B | 63 | 1 | Xirrus | Cambium | Y | - | - | | Replace existing WAP to WIFI 6 |
| | | 110 B | 64 | 1 | Xirrus | Cambium | Y | - | - | | Replace existing WAP to WIFI 6 |
| | | 109 B | 65 | 1 | Xirrus | Cambium | Y | - | - | | Replace existing WAP to WIFI 6 |
| | | | 70 | 1 | Xirrus | Cambium | Y | - | - | | Replace existing WAP to WIFI 6 |
| | | | 71 | 1 | Xirrus | Cambium | Y | - | - | | Replace existing WAP to WIFI 6 |
| | | 108 B | 72 | 1 | Xirrus | Cambium | Y | - | - | | Replace existing WAP to WIFI 6 |
| | | | 73 | 1 | Xirrus | Cambium | Y | - | - | | Replace existing WAP to WIFI 6 |
| | | 104 B | 78 | 1 | Xirrus | Cambium | Y | - | - | | Replace existing WAP to WIFI 6 |
| | | 105 B | 79 | 1 | Xirrus | Cambium | Y | - | - | | Replace existing WAP to WIFI 6 |
| | | 106 B | 80 | 1 | Xirrus | Cambium | Y | - | - | | Replace existing WAP to WIFI 6 |
| | | 107B | 81 | 1 | Xirrus | Cambium | Y | - | - | | Replace existing WAP to WIFI 6 |
| | | | 82 | 1 | Xirrus | Cambium | Y | - | - | | Replace existing WAP to WIFI 6 |
| | | | 83 | 1 | Xirrus | Cambium | Y | - | - | | Replace existing WAP to WIFI 6 |
| | | | 84 | 1 | Xirrus | Cambium | Y | - | - | | Replace existing WAP to WIFI 6 |
| | | | **SE 1** | **1** | - | **Cambium** | - | **Y** | **Y** | **IDF E2** | **Additional WAP for coverage** |
| | | | **SE 2** | **1** | - | **Cambium** | - | **Y** | **Y** | **IDF F2** | **Additional WAP for coverage** |
| | | | **SE 3** | **1** | - | **Cambium** | - | **Y** | **Y** | **IDF F2** | **Additional WAP for coverage** |
| | | | **SE 4** | **1** | - | **Cambium** | - | **Y** | **Y** | **IDF E1** | **Additional WAP for coverage** |
| | | | **SE 5** | **1** | - | **Cambium** | - | **Y** | **Y** | **IDF E1** | **Additional WAP for coverage** |
| | | | **SE 6** | **1** | - | **Cambium** | - | **Y** | **Y** | **IDF E2** | **Additional WAP for coverage** |

## WIRELESS ACCESS POINT DEVICE SCHEDULES

| Sheet no. | Floor Plan Location | Room Location | Wireless Access Point # | Level | (E) Wireless Model - Cloud managed | (New) Wireless Model WIFI 6 - Cloud managed | (E) Patch Panel | (N) CAT6A Patch Panel | CAT6A Cabling | Equipment Room Terminations | Notes |
|---|---|---|---|---|---|---|---|---|---|---|---|
| SS2.105 | NE Exhibit Hall F | | 179 | 1 | Xirrus | Cambium | Y | - | - | | Replace existing WAP to WIFI 6 |
| | | F2 | 180 | 1 | Xirrus | Cambium | Y | - | - | | Replace existing WAP to WIFI 6 |
| | | Hall F | 183 | 1 | Xirrus | Cambium | Y | - | - | | Replace existing WAP to WIFI 6 |
| | | | 186 | 1 | Xirrus | Cambium | Y | - | - | | Replace existing WAP to WIFI 6 |
| | | F13 | 187 | 1 | Xirrus | Cambium | Y | - | - | | Replace existing WAP to WIFI 6 |
| | | | 190 | 1 | Xirrus | Cambium | Y | - | - | | Replace existing WAP to WIFI 6 |
| | | Hall F | 191 | 1 | Xirrus | Cambium | Y | - | - | | Replace existing WAP to WIFI 6 |
| | | F25 | 192 | 1 | Xirrus | Cambium | Y | - | - | | Replace existing WAP to WIFI 6 |
| | | | WAP-XX | 1 | Xirrus | Cambium | Y | - | - | OLD MDF | Replace existing WAP to WIFI 6 |
| | | | **NE EHF 1** | 1 | | **Cambium** | - | **Y** | **Y** | **IDF G** | **Additional WAP for coverage** |
| | | | **NE EHF 2** | 1 | | **Cambium** | - | **Y** | **Y** | **IDF G** | **Additional WAP for coverage** |
| | | | **NE EHF 3** | 1 | | **Cambium** | - | **Y** | **Y** | **IDF G** | **Additional WAP for coverage** |
| | | | **NE EHF 4** | 1 | | **Cambium** | - | **Y** | **Y** | **IDF G** | **Additional WAP for coverage** |
| | | | **NE EHF 5** | 1 | | **Cambium** | - | **Y** | **Y** | **IDF G** | **Additional WAP for coverage** |
| | | | **NE EHF 6** | 1 | | **Cambium** | - | **Y** | **Y** | **IDF G** | **Additional WAP for coverage** |
| | | | **NE EHF 7** | 1 | | **Cambium** | - | **Y** | **Y** | **IDF G** | **Additional WAP for coverage** |
| | | | **NE EHF 8** | 1 | | **Cambium** | - | **Y** | **Y** | **IDF F** | **Additional WAP for coverage** |
| | | | **NE EHF 9** | 1 | | **Cambium** | - | **Y** | **Y** | **IDF A** | **Additional WAP for coverage** |
| | | | **NE EHF 10** | 1 | | **Cambium** | - | **Y** | **Y** | **IDF A** | **Additional WAP for coverage** |
| | | | **NE EHF 11** | 1 | | **Cambium** | - | **Y** | **Y** | **IDF G** | **Additional WAP for coverage** |
| | | | **NE EHF 12** | 1 | | **Cambium** | - | **Y** | **Y** | **IDF G** | **Additional WAP for coverage** |

## WIRELESS ACCESS POINT DEVICE SCHEDULES

| Sheet no. | Floor Plan Location | Room Location | Wireless Access Point # | Level | (E) Wireless Model - Cloud managed | (New) Wireless Model WIFI 6 - Cloud managed | (E) Patch Panel | (N) CAT6A Patch Panel | CAT6A Cabling | Equipment Room Terminations | Notes |
|---|---|---|---|---|---|---|---|---|---|---|---|
| SS2.106 | SE Exhibit Hall F | F4 | 181 | 1 | Xirrus | Cambium | Y | - | - | | Replace existing WAP to WIFI 6 |
| | | | 182 | 1 | Xirrus | Cambium | Y | - | - | IT IDF | Replace existing WAP to WIFI 6 |
| | | | 184 | 1 | Xirrus | Cambium | Y | - | - | | Moved WAP to location SE EHF 5; Replace with WIFI 6 |
| | | | 185 | 1 | Xirrus | Cambium | Y | - | - | | Replace existing WAP to WIFI 6 |
| | | F15 | 188 | 1 | Xirrus | Cambium | Y | - | - | | Replace existing WAP to WIFI 6 |
| | | | 189 | 1 | Xirrus | Cambium | Y | - | - | | Replace existing WAP to WIFI 6 |
| | | F27 | 193 | 1 | Xirrus | Cambium | Y | - | - | | Replace existing WAP to WIFI 6 |
| | | F4 | 194 | 1 | Xirrus | Cambium | Y | - | - | | Moved WAP to location SE EHF 4; Replace with WIFI 6 |
| | | | 195 | 1 | Xirrus | Cambium | Y | - | - | | Replace existing WAP to WIFI 6 |
| | | | WAP-XX | 1 | Xirrus | Cambium | Y | - | Y | NEW MDF | Replace existing WAP to WIFI 6 |
| | | | **SE EHF 1** | 1 | | **Cambium** | - | **Y** | **Y** | **NEW IDF** | **Additional WAP for coverage** |
| | | | **SE EHF 2** | 1 | | **Cambium** | - | **Y** | **Y** | **NEW IDF** | **Additional WAP for coverage** |
| | | | **SE EHF 3** | 1 | | **Cambium** | - | **Y** | **Y** | **NEW IDF** | **Additional WAP for coverage** |
| | | | **SE EHF 4** | 1 | | **Cambium** | **Y** | - | **CAT6A-patch** | **Re-use cable pathway** | **Additional WAP for coverage** |
| | | | **SE EHF 5** | 1 | | **Cambium** | **Y** | - | **CAT6A-patch** | **Re-use cable pathway** | **Additional WAP for coverage** |
| | | | **SE EHF 6** | 1 | | **Cambium** | - | **Y** | **Y** | **IT IDF** | **Additional WAP for coverage** |
| | | | **SE EHF 7** | 1 | | **Cambium** | - | **Y** | **Y** | **NEW IDF** | **Additional WAP for coverage** |
| | | | **SE EHF 8** | 1 | | **Cambium** | - | **Y** | **Y** | **NEW IDF** | **Additional WAP for coverage** |
| | | | **SE EHF 9** | 1 | | **Cambium** | - | **Y** | **Y** | **NEW IDF** | **Additional WAP for coverage** |
| | | | **SE EHF 10** | 1 | | **Cambium** | - | **Y** | **Y** | **NEW IDF** | **Additional WAP for coverage** |
| | | | **SE EHF 11** | 1 | | **Cambium** | - | **Y** | **Y** | **NEW IDF** | **Additional WAP for coverage** |
| | | | **SE EHF 12** | 1 | | **Cambium** | - | **Y** | **Y** | **IT IDF** | **Additional WAP for coverage** |
| | | | **SE EHF 13** | 1 | | **Cambium** | - | **Y** | **Y** | **IT IDF** | **Additional WAP for coverage** |

## WIRELESS ACCESS POINT DEVICE SCHEDULES

| Sheet no. | Floor Plan Location | Room Location | Wireless Access Point # | Level | (E) Wireless Model - Cloud managed | (New) Wireless Model WIFI 6 - Cloud managed | (E) Patch Panel | (N) CAT6A Patch Panel | CAT6A Cabling | Equipment Room Terminations | Notes |
|---|---|---|---|---|---|---|---|---|---|---|---|
| SS2.107 | ADMIN OFFICES | | 231 | 1 | Xirrus | Cambium | Y | - | - | | Replace existing WAP to WIFI 6 |
| | | | 232 | 1 | Xirrus | Cambium | Y | - | - | | Replace existing WAP to WIFI 6 |
| | | | 233 | 1 | Xirrus | Cambium | Y | - | - | | Replace existing WAP to WIFI 6 |
| | | | 234 | 1 | Xirrus | Cambium | Y | - | - | | Replace existing WAP to WIFI 6 |
| | | | 235 | 1 | Xirrus | Cambium | Y | - | - | | Replace existing WAP to WIFI 6 |
| | | | 236 | 1 | Xirrus | Cambium | Y | - | - | | Replace existing WAP to WIFI 6 |
| | | | 237 | 1 | Xirrus | Cambium | Y | - | - | | Replace existing WAP to WIFI 6 |
| | | | 238 | 1 | Xirrus | Cambium | Y | - | - | | Replace existing WAP to WIFI 6 |
| | | | 239 | 1 | Xirrus | Cambium | Y | - | - | | Replace existing WAP to WIFI 6 |
| | | | 240 | 1 | Xirrus | Cambium | Y | - | - | | Replace existing WAP to WIFI 6 |


MEP / FP Engineer

ARORA

ARORA ENGINEERS, INC.
1600 MARKET STREET, SUITE 1630
PHILADELPHIA, PA. 19103
215.372.1365

Architect

Civil Engineer

Structural Engineer


Pennsylvania Convention Center PHILADELPHIA

Key Plan

Seal

Revisions:

| NO. | DESCRIPTION | DATE |
|---|---|---|
| | | |
| | | |
| | | |
| | | |
| | | |
| | | |
| | | |

**PCCA WiFi UPGRADES**

1101 ARCH STREET
PHILADELPHIA, PA 19107
**PENNSYLVANIA CONVENTION CENTER AUTHORITY (PCCA)**

**SCHEDULES**

| | |
|---|---|
| Project Number | 128620.001 |
| Date | 2021-09-30 |
| Drawn By | TB |
| Checked By | EH |

**SS7.001**

Scale AS NOTED

THIS DRAWING IS FORMATTED TO BE PRINTED AT 30" X 42"

**ISSUED FOR BID**

J:\ACTIVE\128620.001 - PCCA - Facility-wide IT Wireless\DWGS\CAD_SS

10/7/2021 7:43:52 AM

## WIRELESS ACCESS POINT DEVICE SCHEDULES

| Sheet no. | Floor Plan Location | Room Location | Wireless Access Point # | Level | (E) Wireless Model - Cloud managed | (New) Wireless Model WIFI 6 - Cloud managed | (E) Patch Panel | (N) CAT6A Patch Panel | CAT6A Cabling | Equipment Room Terminations | Notes |
|---|---|---|---|---|---|---|---|---|---|---|---|
| SS2.201 | North West | Entrance | 85 | 2 | Xirrus | Cambium | Y | - | - | IDF N | **Replace existing WAP to WIFI 6** |
| | | | 86 | 2 | Xirrus | Cambium | Y | - | - | | **Replace existing WAP to WIFI 6** |
| | | Entrance | 89 | 2 | Xirrus | Cambium | Y | - | - | | **Replace existing WAP to WIFI 6** |
| | | E0 | 90 | 2 | Xirrus | Cambium | Y | - | - | | **Replace existing WAP to WIFI 6** |
| | | E5 | 91 | 2 | Xirrus | Cambium | Y | - | - | | **Replace existing WAP to WIFI 6** |
| | | E1 | 94 | 2 | Xirrus | Cambium | Y | - | - | | **Replace existing WAP to WIFI 6** |
| | | E2 | 95 | 2 | Xirrus | Cambium | Y | - | - | | **Replace existing WAP to WIFI 6** |
| | | **DE6** | **96** | 2 | Xirrus | Cambium | Y | - | - | | **Replace existing WAP to WIFI 6** |
| | | **E6** | **96** | 2 | Xirrus | Cambium | Y | - | - | | **Replace existing WAP to WIFI 6** |
| | | DE1 | 97 | 2 | Xirrus | Cambium | Y | - | - | | **Replace existing WAP to WIFI 6** |
| | | DE2 | 98 | 2 | Xirrus | Cambium | Y | - | - | | **Replace existing WAP to WIFI 6** |
| | | | 102 | 2 | Xirrus | Cambium | Y | - | - | | **Replace existing WAP to WIFI 6** |
| | | D5 | 103 | 2 | Xirrus | Cambium | Y | - | - | | **Replace existing WAP to WIFI 6** |
| | | D6 | 104 | 2 | Xirrus | Cambium | Y | - | - | | **Replace existing WAP to WIFI 6** |
| | | | **NW 2 1** | 2 | | **Cambium** | - | **Y** | **Y** | **IDF XH** | **Additional WAP for coverage** |
| | | | **NW 2 2** | 2 | | **Cambium** | - | **Y** | **Y** | **IDF XH** | **Additional WAP for coverage** |
| | | | **NW 2 3** | 2 | | **Cambium** | - | **Y** | **Y** | **IDF XH** | **Additional WAP for coverage** |
| | | | **NW 2 4** | 2 | | **Cambium** | - | **Y** | **Y** | **IDF XH** | **Additional WAP for coverage** |
| | | | **NW 2 5** | 2 | | **Cambium** | - | **Y** | **Y** | **IDF XH** | **Additional WAP for coverage** |
| | | | **NW 2 6** | 2 | | **Cambium** | - | **Y** | **Y** | **IDF XH** | **Additional WAP for coverage** |
| | | | **NW 2 7** | 2 | | **Cambium** | - | **Y** | **Y** | **IDF XH** | **Additional WAP for coverage** |
| | | | **NW 2 8** | 2 | | **Cambium** | - | **Y** | **Y** | **IDF XH** | **Additional WAP for coverage** |
| | | | **NW 2 9** | 2 | | **Cambium** | - | **Y** | **Y** | **IDF XH** | **Additional WAP for coverage** |

## WIRELESS ACCESS POINT DEVICE SCHEDULES

| Sheet no. | Floor Plan Location | Room Location | Wireless Access Point # | Level | (E) Wireless Model - Cloud managed | (New) Wireless Model WIFI 6 - Cloud managed | (E) Patch Panel | (N) CAT6A Patch Panel | CAT6A Cabling | Equipment Room Terminations | Notes |
|---|---|---|---|---|---|---|---|---|---|---|---|
| SS2.205 | NE Exhibit Hall | B1 | 130 | 2 | Xirrus | Cambium | Y | - | - | | **Replace existing WAP to WIFI 6** |
| | | B2 | 131 | 1 | Xirrus | Cambium | Y | - | - | | **Replace existing WAP to WIFI 6** |
| | | | 133 | 1 | Xirrus | Cambium | Y | - | - | | **Replace existing WAP to WIFI 6** |
| | | QB2 | 134 | 1 | Xirrus | Cambium | Y | - | - | | **Replace existing WAP to WIFI 6** |
| | | A2 | 141 | 1 | Xirrus | Cambium | Y | - | - | | **Replace existing WAP to WIFI 6** |
| | | A6 | 142 | 1 | Xirrus | Cambium | Y | - | - | | **Replace existing WAP to WIFI 6** |
| | | | 144 | 1 | Xirrus | Cambium | Y | - | - | | **Replace existing WAP to WIFI 6** |
| | | | 145 | 1 | Xirrus | Cambium | Y | - | - | | **Replace existing WAP to WIFI 6** |
| | | | 146 | 1 | Xirrus | Cambium | Y | - | - | | **Replace existing WAP to WIFI 6** |
| | | | 150 | 1 | Xirrus | Cambium | Y | - | - | | **Replace existing WAP to WIFI 6** |
| | | | 151 | 1 | Xirrus | Cambium | Y | - | - | | **Replace existing WAP to WIFI 6** |
| | | A10 | 152 | 1 | Xirrus | Cambium | Y | - | - | | **Replace existing WAP to WIFI 6** |
| | | | 155 | 1 | | Cambium | Y | - | - | IDF M | **Replace existing WAP to WIFI 6** |
| | | | 156 | 1 | | Cambium | Y | - | - | | **Replace existing WAP to WIFI 6** |
| | | | 157 | 1 | | Cambium | Y | - | - | | **Replace existing WAP to WIFI 6** |
| | | | **NE EH 2 1** | **1** | | **Cambium** | - | **Y** | **Y** | **IDF L** | **Additional WAP for coverage** |
| | | | **NE EH 2 2** | **1** | | **Cambium** | - | **Y** | **Y** | **IDF L** | **Additional WAP for coverage** |
| | | | **NE EH 2 3** | **1** | | **Cambium** | - | **Y** | **Y** | **IDF L** | **Additional WAP for coverage** |
| | | | **NE EH 2 4** | **1** | | **Cambium** | - | **Y** | **Y** | **IDF Q** | **Additional WAP for coverage** |
| | | | **NE EH 2 5** | **1** | | **Cambium** | - | **Y** | **Y** | **IDF M** | **Additional WAP for coverage** |
| | | | **NE EH 2 6** | **1** | | **Cambium** | - | **Y** | **Y** | **IDF M** | **Additional WAP for coverage** |
| | | | **NE EH 2 7** | **1** | | **Cambium** | - | **Y** | **Y** | **IDF L** | **Additional WAP for coverage** |
| | | | **NE EH 2 8** | **1** | | **Cambium** | - | **Y** | **Y** | **IDF L** | **Additional WAP for coverage** |
| | | | **NE EH 2 9** | **1** | | **Cambium** | - | **Y** | **Y** | **IDF L** | **Additional WAP for coverage** |
| | | | **NE EH 2 10** | **1** | | **Cambium** | - | **Y** | **Y** | **IDF L** | **Additional WAP for coverage** |
| | | | **NE EH 2 11** | **1** | | **Cambium** | - | **Y** | **Y** | **IDF Q** | **Additional WAP for coverage** |
| | | | **NE EH 2 12** | **1** | | **Cambium** | - | **Y** | **Y** | **IDF Q** | **Additional WAP for coverage** |
| | | | **NE EH 2 13** | **1** | | **Cambium** | - | **Y** | **Y** | **IDF Q** | **Additional WAP for coverage** |
| | | | **NE EH 2 14** | | | **Cambium** | - | **Y** | **Y** | **IDF L** | **Additional WAP for coverage** |
| | | | **NE EH 2 15** | | | **Cambium** | - | **Y** | **Y** | **IDF L** | **Additional WAP for coverage** |

## WIRELESS ACCESS POINT DEVICE SCHEDULES

| Sheet no. | Floor Plan Location | Room Location | Wireless Access Point # | Level | (E) Wireless Model - Cloud managed | (New) Wireless Model WIFI 6 - Cloud managed | (E) Patch Panel | (N) CAT6A Patch Panel | CAT6A Cabling | Equipment Room Terminations | Notes |
|---|---|---|---|---|---|---|---|---|---|---|---|
| SS2.202 | South West | | 87 | **2** | Xirrus | Cambium | Y | - | - | IDF N | **Replace existing WAP to WIFI 6** |
| | | | 88 | **2** | Xirrus | Cambium | Y | - | - | | **Replace existing WAP to WIFI 6** |
| | | E8 | 92 | **2** | Xirrus | Cambium | Y | - | - | | **Replace existing WAP to WIFI 6** |
| | | | 93 | **2** | Xirrus | Cambium | Y | - | - | | **Replace existing WAP to WIFI 6** |
| | | DE3 | 99 | **2** | Xirrus | Cambium | Y | - | - | | **Replace existing WAP to WIFI 6** |
| | | DE4 | 100 | **2** | Xirrus | Cambium | Y | - | - | | **Replace existing WAP to WIFI 6** |
| | | | 101 | **2** | Xirrus | Cambium | Y | - | - | | **Replace existing WAP to WIFI 6** |
| | | D7 | 105 | **2** | Xirrus | Cambium | Y | - | - | | **Replace existing WAP to WIFI 6** |
| | | D8 | 106 | **2** | Xirrus | Cambium | Y | - | - | | **Replace existing WAP to WIFI 6** |
| | | | 107 | **2** | Xirrus | Cambium | Y | - | - | | **Replace existing WAP to WIFI 6** |
| | | | 113 | **2** | Xirrus | Cambium | Y | - | - | | **Replace existing WAP to WIFI 6** |
| | | | **SW 2 1** | **2** | | **Cambium** | - | **Y** | **Y** | **IDF XI** | **Additional WAP for coverage** |
| | | | **SW 2 2** | **2** | | **Cambium** | - | **Y** | **Y** | **IDF XI** | **Additional WAP for coverage** |
| | | | **SW 2 3** | **2** | | **Cambium** | - | **Y** | **Y** | **IDF XI** | **Additional WAP for coverage** |
| | | | **SW 2 4** | **2** | | **Cambium** | - | **Y** | **Y** | **IDF XI** | **Additional WAP for coverage** |
| | | | **SW 2 4** | **2** | | **Cambium** | - | **Y** | **Y** | **IDF XI** | **Additional WAP for coverage** |
| | | | **SW 2 5** | **2** | | **Cambium** | - | **Y** | **Y** | **IDF XI** | **Additional WAP for coverage** |

## WIRELESS ACCESS POINT DEVICE SCHEDULES

| Sheet no. | Floor Plan Location | Room Location | Wireless Access Point # | Level | (E) Wireless Model - Cloud managed | (New) Wireless Model WIFI 6 - Cloud managed | (E) Patch Panel | (N) CAT6A Patch Panel | CAT6A Cabling | Equipment Room Terminations | Notes |
|---|---|---|---|---|---|---|---|---|---|---|---|
| SS2.206 | SE Exhibit Hall | B4 | 128 | 2 | Xirrus | Cambium | Y | - | - | | **Replace existing WAP to WIFI 6** |
| | | B3 | 132 | 2 | Xirrus | Cambium | Y | - | - | | **Replace existing WAP to WIFI 6** |
| | | B3 | 135 | 2 | Xirrus | Cambium | Y | - | - | | **Replace existing WAP to WIFI 6** |
| | | | 137 | 2 | Xirrus | Cambium | Y | - | - | | **Replace existing WAP to WIFI 6** |
| | | A4 | 139 | 2 | Xirrus | Cambium | Y | - | - | | **Replace existing WAP to WIFI 6** |
| | | | 140 | 2 | Xirrus | Cambium | Y | - | - | | **Replace existing WAP to WIFI 6** |
| | | A3 | 143 | 2 | Xirrus | Cambium | Y | - | - | | **Replace existing WAP to WIFI 6** |
| | | A7 | 147 | 2 | Xirrus | Cambium | Y | - | - | | **Replace existing WAP to WIFI 6** |
| | | A8 | 148 | 2 | Xirrus | Cambium | Y | - | - | | **Replace existing WAP to WIFI 6** |
| | | | 149 | 2 | Xirrus | Cambium | Y | - | - | | **Replace existing WAP to WIFI 6** |
| | | | 153 | 2 | Xirrus | Cambium | Y | - | - | | **Replace existing WAP to WIFI 6** |
| | | | 154 | 2 | Xirrus | Cambium | Y | - | - | | **Replace existing WAP to WIFI 6** |
| | | | **SE EH 2 1** | 2 | | **Cambium** | - | **Y** | **Y** | **IDF O** | **Additional WAP for coverage** |
| | | | **SE EH 2 2** | 2 | | **Cambium** | - | **Y** | **Y** | **IDF O** | **Additional WAP for coverage** |
| | | | **SE EH 2 3** | 2 | | **Cambium** | - | **Y** | **Y** | **IDF O** | **Additional WAP for coverage** |
| | | | **SE EH 2 4** | 2 | | **Cambium** | - | **Y** | **Y** | **IDF P** | **Additional WAP for coverage** |
| | | | **SE EH 2 5** | 2 | | **Cambium** | - | **Y** | **Y** | | **Additional WAP for coverage** |
| | | | **SE EH 2 6** | 2 | | **Cambium** | - | **Y** | **Y** | | **Additional WAP for coverage** |
| | | | **SE EH 2 7** | 2 | | **Cambium** | - | **Y** | **Y** | | **Additional WAP for coverage** |
| | | | **SE EH 2 8** | 2 | | **Cambium** | - | **Y** | **Y** | | **Additional WAP for coverage** |
| | | | **SE EH 2 9** | 2 | | **Cambium** | - | **Y** | **Y** | **IDF P** | **Additional WAP for coverage** |
| | | | **SE EH 2 10** | 2 | | **Cambium** | - | **Y** | **Y** | **IDF O** | **Additional WAP for coverage** |
| | | | **SE EH 2 11** | 2 | | **Cambium** | - | **Y** | **Y** | **IDF O** | **Additional WAP for coverage** |
| | | | **SE EH 2 12** | 2 | | **Cambium** | - | **Y** | **Y** | **IDF O** | **Additional WAP for coverage** |
| | | | **SE EH 2 13** | 2 | | **Cambium** | - | **Y** | **Y** | **IDF O** | **Additional WAP for coverage** |
| | | | **SE EH 2 14** | 2 | | **Cambium** | - | **Y** | **Y** | **IDF O** | **Additional WAP for coverage** |
| | | | **SE EH 2 15** | 2 | | **Cambium** | - | **Y** | **Y** | **IDF O** | **Additional WAP for coverage** |
| | | | **SE EH 2 16** | 2 | | **Cambium** | - | **Y** | **Y** | **IDF O** | **Additional WAP for coverage** |
| | | | **SE EH 2 17** | 2 | | **Cambium** | - | **Y** | **Y** | **IDF P** | **Additional WAP for coverage** |

## WIRELESS ACCESS POINT DEVICE SCHEDULES

| Sheet no. | Floor Plan Location | Room Location | Wireless Access Point # | Level | (E) Wireless Model - Cloud managed | (New) Wireless Model WIFI 6 - Cloud managed | (E) Patch Panel | (N) CAT6A Patch Panel | CAT6A Cabling | Equipment Room Terminations | Notes |
|---|---|---|---|---|---|---|---|---|---|---|---|
| SS2.203 | North East | | WAP-XX | **2** | Xirrus | Cambium | Y | - | - | IDF N | **Replace existing WAP to WIFI 6** |
| | | D1 | 108 | **2** | Xirrus | Cambium | Y | - | - | | **Replace existing WAP to WIFI 6** |
| | | D2 | 109 | **2** | Xirrus | Cambium | Y | - | - | | **Replace existing WAP to WIFI 6** |
| | | | 114 | **2** | Xirrus | Cambium | Y | - | - | | **Replace existing WAP to WIFI 6** |
| | | C5 | 115 | **2** | Xirrus | Cambium | Y | - | - | | **Replace existing WAP to WIFI 6** |
| | | DC2 | 116 | **2** | Xirrus | Cambium | Y | - | - | | **Replace existing WAP to WIFI 6** |
| | | C6 | 119 | **2** | Xirrus | Cambium | Y | - | - | | **Replace existing WAP to WIFI 6** |
| | | | 122 | **2** | Xirrus | Cambium | Y | - | - | | **Replace existing WAP to WIFI 6** |
| | | BC1 | 123 | **2** | Xirrus | Cambium | Y | - | - | | **Replace existing WAP to WIFI 6** |
| | | BC2 | 124 | **2** | Xirrus | Cambium | Y | - | - | | **Replace existing WAP to WIFI 6** |
| | | | **NE 2 1** | **2** | | **Cambium** | - | **Y** | **Y** | **IDF N** | **Additional WAP for coverage** |
| | | | **NE 2 2** | **2** | | **Cambium** | - | **Y** | **Y** | **IDF N** | **Additional WAP for coverage** |
| | | | **NE 2 3** | **2** | | **Cambium** | - | **Y** | **Y** | **IDF N** | **Additional WAP for coverage** |
| | | | **NE 2 4** | **2** | | **Cambium** | - | **Y** | **Y** | **IDF N** | **Additional WAP for coverage** |
| | | | **NE 2 5** | **2** | | **Cambium** | - | **Y** | **Y** | **IDF N** | **Additional WAP for coverage** |
| | | | **NE 2 6** | **2** | | **Cambium** | - | **Y** | **Y** | **IDF N** | **Additional WAP for coverage** |
| | | | **NE 2 7** | **2** | | **Cambium** | - | **Y** | **Y** | | **Additional WAP for coverage** |
| | | | **NE 2 8** | **2** | | **Cambium** | - | **Y** | **Y** | | **Additional WAP for coverage** |
| | | | **NE 2 9** | **2** | | **Cambium** | - | **Y** | **Y** | **IDF N** | **Additional WAP for coverage** |
| | | | **NE 3 0** | **2** | | **Cambium** | - | **Y** | **Y** | **IDF N** | **Additional WAP for coverage** |
| | | | **NE 3 1** | **2** | | **Cambium** | - | **Y** | **Y** | **IDF N** | **Additional WAP for coverage** |

## WIRELESS ACCESS POINT DEVICE SCHEDULES

| Sheet no. | Floor Plan Location | Room Location | Wireless Access Point # | Level | (E) Wireless Model - Cloud managed | (New) Wireless Model WIFI 6 - Cloud managed | (E) Patch Panel | (N) CAT6A Patch Panel | CAT6A Cabling | Equipment Room Terminations | Notes |
|---|---|---|---|---|---|---|---|---|---|---|---|
| SS2.207 | Conference Rooms | | 196 | 2 | Xirrus | Cambium | Y | - | - | | **Replace existing WAP to WIFI 6** |
| | | 204A | 197 | 2 | Xirrus | Cambium | Y | - | - | | **Replace existing WAP to WIFI 6** |
| | | 204B | 198 | 2 | Xirrus | Cambium | Y | - | - | | **Replace existing WAP to WIFI 6** |
| | | | 199 | 2 | Xirrus | Cambium | Y | - | - | | **Replace existing WAP to WIFI 6** |
| | | | 200 | 2 | Xirrus | Cambium | Y | - | - | | **Replace existing WAP to WIFI 6** |
| | | 203A/203B | 201 | 2 | Xirrus | Cambium | Y | - | - | | **Replace existing WAP to WIFI 6** |
| | | | 202 | 2 | Xirrus | Cambium | Y | - | - | | **Replace existing WAP to WIFI 6** |
| | | | 203 | 2 | Xirrus | Cambium | Y | - | - | | **Replace existing WAP to WIFI 6** |
| | | | 204 | 2 | Xirrus | Cambium | Y | - | - | | **Replace existing WAP to WIFI 6** |
| | | | 205 | 2 | Xirrus | Cambium | Y | - | - | | **Replace existing WAP to WIFI 6** |
| | | | 206 | 2 | Xirrus | Cambium | Y | - | - | | **Replace existing WAP to WIFI 6** |
| | | | 207 | 2 | Xirrus | Cambium | Y | - | - | | **Replace existing WAP to WIFI 6** |
| | | 201A | 208 | 2 | Xirrus | Cambium | Y | - | - | | **Replace existing WAP to WIFI 6** |
| | | 201B | 209 | 2 | Xirrus | Cambium | Y | - | - | | **Replace existing WAP to WIFI 6** |
| | | | 210 | 2 | Xirrus | Cambium | Y | - | - | | **Replace existing WAP to WIFI 6** |
| | | | 211 | 2 | Xirrus | Cambium | Y | - | - | | **Replace existing WAP to WIFI 6** |
| | | 202A/202B | 212 | 2 | Xirrus | Cambium | Y | - | - | | **Replace existing WAP to WIFI 6** |
| | | | 213 | 2 | Xirrus | Cambium | Y | - | - | | **Replace existing WAP to WIFI 6** |
| | | | 214 | 2 | Xirrus | Cambium | Y | - | - | | **Replace existing WAP to WIFI 6** |
| | | | LEVEL 2 1 | 2 | Xirrus | Cambium | Y | - | - | IDF JJ | **Replace existing WAP to WIFI 6** |
| | | | LEVEL 2 2 | 2 | Xirrus | Cambium | Y | - | - | IDF JJ | **Replace existing WAP to WIFI 6** |
| | | | LEVEL 2 3 | 2 | Xirrus | Cambium | Y | - | - | IDF JJ | **Replace existing WAP to WIFI 6** |
| | | | LEVEL 2 4 | 2 | Xirrus | Cambium | Y | - | - | IDF II | **Replace existing WAP to WIFI 6** |
| | | | LEVEL 2 5 | 2 | Xirrus | Cambium | Y | - | - | IDF II | **Replace existing WAP to WIFI 6** |
| | | | LEVEL 2 6 | 2 | Xirrus | Cambium | Y | - | - | IDF II | **Replace existing WAP to WIFI 6** |
| | | | LEVEL 2 7 | 2 | Xirrus | Cambium | Y | - | - | IDF JJ | **Replace existing WAP to WIFI 6** |
| | | | LEVEL 2 8 | 2 | Xirrus | Cambium | Y | - | - | IDF JJ | **Replace existing WAP to WIFI 6** |
| | | | LEVEL 2 9 | 2 | Xirrus | Cambium | Y | - | - | IDF FF | **Replace existing WAP to WIFI 6** |
| | | | LEVEL 3 0 | 2 | Xirrus | Cambium | Y | - | - | IDF FF | **Replace existing WAP to WIFI 6** |

## WIRELESS ACCESS POINT DEVICE SCHEDULES

| Sheet no. | Floor Plan Location | Room Location | Wireless Access Point # | Level | (E) Wireless Model - Cloud managed | (New) Wireless Model WIFI 6 - Cloud managed | (E) Patch Panel | (N) CAT6A Patch Panel | CAT6A Cabling | Equipment Room Terminations | Notes |
|---|---|---|---|---|---|---|---|---|---|---|---|
| SS2.204 | South East | | 110 | 2 | Xirrus | Cambium | Y | - | - | IDF N | **Replace existing WAP to WIFI 6** |
| | | | 111 | 2 | Xirrus | Cambium | Y | - | - | | **Replace existing WAP to WIFI 6** |
| | | | 112 | 2 | Xirrus | Cambium | Y | - | - | | **Replace existing WAP to WIFI 6** |
| | | | 117 | 2 | Xirrus | Cambium | Y | - | - | | **Replace existing WAP to WIFI 6** |
| | | | 118 | 2 | Xirrus | Cambium | Y | - | - | | **Replace existing WAP to WIFI 6** |
| | | | 120 | 2 | Xirrus | Cambium | Y | - | - | | **Replace existing WAP to WIFI 6** |
| | | | 121 | 2 | Xirrus | Cambium | Y | - | - | | **Replace existing WAP to WIFI 6** |
| | | | 125 | 2 | Xirrus | Cambium | Y | - | - | | **Replace existing WAP to WIFI 6** |
| | | | 126 | 2 | Xirrus | Cambium | Y | - | - | | **Replace existing WAP to WIFI 6** |
| | | | 127 | 2 | Xirrus | Cambium | Y | - | - | | **Replace existing WAP to WIFI 6** |
| | | | **129** | 2 | Xirrus | Cambium | Y | - | - | | **Replace existing WAP to WIFI 6** |
| | | | **SE 2 1** | 2 | | **Cambium** | - | **Y** | **Y** | **IDF P** | **Additional WAP for coverage** |
| | | | **SE 2 2** | 2 | | **Cambium** | - | **Y** | **Y** | **IDF XI** | **Additional WAP for coverage** |
| | | | **SE 2 3** | 2 | | **Cambium** | - | **Y** | **Y** | **IDF N** | **Additional WAP for coverage** |
| | | | **SE 2 4** | 2 | | **Cambium** | - | **Y** | **Y** | | **Additional WAP for coverage** |
| | | | **SE 2 5** | 2 | | **Cambium** | - | **Y** | **Y** | | **Additional WAP for coverage** |
| | | | **SE 2 6** | 2 | | **Cambium** | - | **Y** | **Y** | | **Additional WAP for coverage** |

## WIRELESS ACCESS POINT DEVICE SCHEDULES

| Sheet no. | Floor Plan Location | Room Location | Wireless Access Point # | Level | (E) Wireless Model - Cloud managed | (New) Wireless Model WIFI 6 - Cloud managed | (E) Patch Panel | (N) CAT6A Patch Panel | CAT6A Cabling | Equipment Room Terminations | Notes |
|---|---|---|---|---|---|---|---|---|---|---|---|
| SS2.208 | Grand Hall | | 262 | **2** | Xirrus | Cambium | Y | - | - | | **Replace existing WAP to WIFI 6** |
| | | | 263 | **2** | Xirrus | Cambium | Y | - | - | | **Replace existing WAP to WIFI 6** |
| | | | 264 | **2** | Xirrus | Cambium | Y | - | - | | **Replace existing WAP to WIFI 6** |
| | | | 265 | **2** | Xirrus | Cambium | Y | - | - | | **Replace existing WAP to WIFI 6** |
| | | | 266 | **2** | Xirrus | Cambium | Y | - | - | | **Replace existing WAP to WIFI 6** |
| | | | 267 | **2** | Xirrus | Cambium | Y | - | - | | **Replace existing WAP to WIFI 6** |
| | | | 268 | **2** | Xirrus | Cambium | Y | - | - | | **Replace existing WAP to WIFI 6** |
| | | | 269 | **2** | Xirrus | Cambium | Y | - | - | | **Replace existing WAP to WIFI 6** |
| | | | 270 | **2** | Xirrus | Cambium | Y | - | - | | **Replace existing WAP to WIFI 6** |
| | | | 271 | **2** | Xirrus | Cambium | Y | - | - | | **Replace existing WAP to WIFI 6** |
| | | | 272 | **2** | Xirrus | Cambium | Y | - | - | | **Replace existing WAP to WIFI 6** |
| | | | **GH - 1** | **2** | | **Cambium** | - | **Y** | **Y** | **IDF HH** | **Additional WAP for coverage** |
| | | | **GH - 2** | **2** | | **Cambium** | - | **Y** | **Y** | **IDF GG** | **Additional WAP for coverage** |
| | | | **GH - 3** | **2** | | **Cambium** | - | **Y** | **Y** | **IDF GG** | **Additional WAP for coverage** |
| | | | **GH - 4** | **2** | | **Cambium** | - | **Y** | **Y** | **IDF HH** | **Additional WAP for coverage** |
| | | | **GH - 5** | **2** | | **Cambium** | - | **Y** | **Y** | **IDF HH** | **Additional WAP for coverage** |
| | | | **GH - 6** | **2** | | **Cambium** | - | **Y** | **Y** | **IDF HH** | **Additional WAP for coverage** |
| | | | **GH - 7** | **2** | | **Cambium** | - | **Y** | **Y** | **IDF HH** | **Additional WAP for coverage** |


MEP / FP Engineer

ARORA

**ARORA ENGINEERS, INC.**
1600 MARKET STREET, SUITE 1630
PHILADELPHIA, PA. 19103
215.372.1365

Architect

Civil Engineer

Structural Engineer


Pennsylvania Convention Center PHILADELPHIA

Key Plan

Seal

REGISTERED PROFESSIONAL JOHN T. QUINN ENGINEER No. 091081

Revisions:

| NO. | DESCRIPTION | DATE |
|---|---|---|
| | | |
| | | |
| | | |
| | | |
| | | |
| | | |
| | | |
| | | |

**PCCA WiFi UPGRADES**

1101 ARCH STREET
PHILADELPHIA, PA 19107
**PENNSYLVANIA CONVENTION CENTER AUTHORITY (PCCA)**

**SCHEDULES**

| | |
|---|---|
| Project Number | 128620.001 |
| Date | 2021-09-30 |
| Drawn By | TB |
| Checked By | EH |

**SS7.002**

Scale AS NOTED

THIS DRAWING IS FORMATTED TO BE PRINTED AT 30" X 42"

**ISSUED FOR BID**

10/7/2021 7:44:00 AM J:\ACTIVE\128620.001 - PCCA - Facility-wide IT Wireless\DWGS\CAD_SS

## WIRELESS ACCESS POINT DEVICE SCHEDULES

| Sheet no. | Floor Plan Location | Room Location | Wireless Access Point # | Level | (E) Wireless Model - Cloud managed | | (New) Wireless Model WIFI 6 - Cloud managed | (E) Patch Panel | (N) CAT6A Patch Panel | CAT6A Cabling | Equipment Room Terminations | Notes |
|---|---|---|---|---|---|---|---|---|---|---|---|---|
| SS2.301 | Level 3A - West | 310 | 215 | 3 | Xirrus | | Cambium | Y | - | - | | Replace existing WAP to WIFI 6 |
| | | 309 | 216 | 3 | Xirrus | | Cambium | Y | - | - | | Replace existing WAP to WIFI 6 |
| | | 308 | 217 | 3 | Xirrus | | Cambium | Y | - | - | | Replace existing WAP to WIFI 6 |
| | | | 218 | 3 | Xirrus | | Cambium | Y | - | - | | Replace existing WAP to WIFI 6 |
| | | 307B | 219 | 3 | Xirrus | | Cambium | Y | - | - | | Replace existing WAP to WIFI 6 |
| | | 306 | 220 | 3 | Xirrus | | Cambium | Y | - | - | | Replace existing WAP to WIFI 6 |
| | | 305 | 221 | 3 | Xirrus | | Cambium | Y | - | - | | Replace existing WAP to WIFI 6 |
| | | | 222 | 3 | Xirrus | | Cambium | Y | - | - | | Replace existing WAP to WIFI 6 |
| | | 304 | 223 | 3 | Xirrus | | Cambium | Y | - | - | | Replace existing WAP to WIFI 6 |
| | | | **West 1** | 3 | | | Cambium | Y | - | - | IDF R | **Additional WAP for coverage** |
| | | | **West 2** | 3 | | | Cambium | Y | - | - | IDF R | **Additional WAP for coverage** |
| | | | **West 3** | 3 | | | Cambium | Y | - | - | IDF S | **Additional WAP for coverage** |
| | | | **West 4** | 3 | | | Cambium | Y | - | - | IDF S | **Additional WAP for coverage** |
| | | | | | | | | | | | | |
| | | | | | | | | | | | | |

## WIRELESS ACCESS POINT DEVICE SCHEDULES

| Sheet no. | Floor Plan Location | Room Location | Wireless Access Point # | Level | (E) Wireless Model - Cloud managed | | (New) Wireless Model WIFI 6 - Cloud managed | (E) Patch Panel | (N) CAT6A Patch Panel | CAT6A Cabling | Equipment Room Terminations | Notes |
|---|---|---|---|---|---|---|---|---|---|---|---|---|
| SS2.301 | Level 3A - East | 303B | 224 | 1 | Xirrus | | Cambium | Y | - | - | | Replace existing WAP to WIFI 6 |
| | | | 225 | 1 | Xirrus | | Cambium | Y | - | - | | Replace existing WAP to WIFI 6 |
| | | 302 | 226 | 1 | Xirrus | | Cambium | Y | - | - | | Replace existing WAP to WIFI 6 |
| | | 301 | 227 | 1 | Xirrus | | Cambium | Y | - | - | | Replace existing WAP to WIFI 6 |
| | | 300 | 228 | 1 | Xirrus | | Cambium | Y | - | - | | Replace existing WAP to WIFI 6 |
| | | | 229 | 1 | Xirrus | | Cambium | Y | - | - | | Replace existing WAP to WIFI 6 |
| | | | 230 | 1 | Xirrus | | Cambium | Y | - | - | | Replace existing WAP to WIFI 6 |
| | | | WAP-XX | 1 | Xirrus | | Cambium | Y | - | - | | Replace existing WAP to WIFI 6 |
| | | | **East 1** | **1** | | | **Cambium** | - | **Y** | **Y** | **IDF T** | **Additional WAP for coverage** |
| | | | **East 2** | **1** | | | **Cambium** | - | **Y** | **Y** | **IDF U** | **Additional WAP for coverage** |
| | | | **East 3** | **1** | | | **Cambium** | - | **Y** | **Y** | **IDF T** | **Additional WAP for coverage** |
| | | | **East 4** | **1** | | | **Cambium** | - | **Y** | **Y** | **IDF T** | **Additional WAP for coverage** |
| | | | **East 5** | **1** | | | **Cambium** | - | **Y** | **Y** | **IDF T** | **Additional WAP for coverage** |
| | | | **East 6** | **1** | | | **Cambium** | - | **Y** | **Y** | **IDF T** | **Additional WAP for coverage** |
| | | | **East 7** | **1** | | | **Cambium** | - | **Y** | **Y** | **IDF T** | **Additional WAP for coverage** |
| | | | **East 8** | **1** | | | **Cambium** | - | **Y** | **Y** | **IDF U** | **Additional WAP for coverage** |
| | | | **East 9** | **1** | | | **Cambium** | - | **Y** | **Y** | **IDF U** | **Additional WAP for coverage** |
| | | | **East 10** | **1** | | | **Cambium** | - | **Y** | **Y** | **IDF U** | **Additional WAP for coverage** |
| | | | **East 11** | **1** | | | **Cambium** | - | **Y** | **Y** | **IDF U** | **Additional WAP for coverage** |

## WIRELESS ACCESS POINT DEVICE SCHEDULES

| Sheet no. | Floor Plan Location | Room Location | Wireless Access Point # | Level | (E) Wireless Model - Cloud managed | | (New) Wireless Model WIFI 6 - Cloud managed | (E) Patch Panel | (N) CAT6A Patch Panel | CAT6A Cabling | Equipment Room Terminations | Notes |
|---|---|---|---|---|---|---|---|---|---|---|---|---|
| SS2.301 | Level 3B | | **East 1** | **3** | | | Cambium | - | **Y** | **Y** | **IDF XX** | **Additional WAP for coverage** |
| | | | **East 2** | **3** | | | Cambium | - | **Y** | **Y** | **IDF XX** | **Additional WAP for coverage** |
| | | | **East 3** | **3** | | | Cambium | - | **Y** | **Y** | **IDF XX** | **Additional WAP for coverage** |
| | | | **East 4** | **3** | | | Cambium | - | **Y** | **Y** | **IDF XX** | **Additional WAP for coverage** |
| | | | **East 5** | **3** | | | Cambium | - | **Y** | **Y** | **IDF XX** | **Additional WAP for coverage** |
| | | | **East 6** | **3** | | | Cambium | - | **Y** | **Y** | **IDF XX** | **Additional WAP for coverage** |
| | | | **East 7** | **3** | | | Cambium | - | **Y** | **Y** | **IDF XX** | **Additional WAP for coverage** |
| | | | **East 8** | **3** | | | Cambium | - | **Y** | **Y** | **IDF XX** | **Additional WAP for coverage** |
| | | | **East 9** | **3** | | | Cambium | - | **Y** | **Y** | **IDF XX** | **Additional WAP for coverage** |
| | | | **East 10** | **3** | | | Cambium | - | **Y** | **Y** | **IDF XX** | **Additional WAP for coverage** |
| | | | **East 11** | **3** | | | Cambium | - | **Y** | **Y** | **IDF XX** | **Additional WAP for coverage** |
| | | | **East 12** | **3** | | | Cambium | - | **Y** | **Y** | **IDF XX** | **Additional WAP for coverage** |

## WIRELESS ACCESS POINT DEVICE SCHEDULES

| Sheet no. | Floor Plan Location | Room Location | Wireless Access Point # | Level | (E) Wireless Model - Cloud managed | | (New) Wireless Model WIFI 6 - Cloud managed | (E) Patch Panel | (N) CAT6A Patch Panel | CAT6A Cabling | Equipment Room Terminations | Notes |
|---|---|---|---|---|---|---|---|---|---|---|---|---|
| SS2.501 | Level 5 - North West | | 158 | 5 | Xirrus | | Cambium | **Y** | - | - | | **Replace existing WAP to WIFI 6** |
| | | | 159 | 5 | Xirrus | | Cambium | **Y** | - | - | | **Replace existing WAP to WIFI 6** |
| | | | 162 | 5 | Xirrus | | Cambium | **Y** | - | - | | **Replace existing WAP to WIFI 6** |
| | | | 163 | 5 | Xirrus | | Cambium | **Y** | - | - | | **Replace existing WAP to WIFI 6** |
| | | | 164 | 5 | Xirrus | | Cambium | **Y** | - | - | | **Replace existing WAP to WIFI 6** |
| | | | 165 | 5 | Xirrus | | Cambium | **Y** | - | - | | **Replace existing WAP to WIFI 6** |
| | | | 166 | 5 | Xirrus | | Cambium | **Y** | - | - | | **Replace existing WAP to WIFI 6** |
| | | | 167 | 5 | Xirrus | | Cambium | **Y** | - | - | | **Replace existing WAP to WIFI 6** |
| | | | 168 | 5 | Xirrus | | Cambium | **Y** | - | - | | **Replace existing WAP to WIFI 6** |
| | | | 173 | 5 | Xirrus | | Cambium | **Y** | - | - | | **Replace existing WAP to WIFI 6** |
| | | | 174 | 5 | Xirrus | | Cambium | **Y** | - | - | | **Replace existing WAP to WIFI 6** |
| | | | 175 | 5 | Xirrus | | Cambium | **Y** | - | - | | **Replace existing WAP to WIFI 6** |
| | | | 176 | 5 | Xirrus | | Cambium | **Y** | - | - | | **Replace existing WAP to WIFI 6** |
| | | | 178 | 5 | Xirrus | | Cambium | **Y** | - | - | | **Replace existing WAP to WIFI 6** |
| | | **Mechanical** | **M1** | | - | | **Cambium** | - | **Y** | **Y** | **TBD** | **Additional WAP for coverage** |
| | | **Room** | **M2** | | - | | **Cambium** | - | **Y** | **Y** | **TBD** | **Additional WAP for coverage** |
| | | **Level 4** | **M3** | | - | | **Cambium** | - | **Y** | **Y** | **TBD** | **Additional WAP for coverage** |

## WIRELESS ACCESS POINT DEVICE SCHEDULES

| Sheet no. | Floor Plan Location | Room Location | Wireless Access Point # | Level | (E) Wireless Model - Cloud managed | | (New) Wireless Model WIFI 6 - Cloud managed | (E) Patch Panel | (N) CAT6A Patch Panel | CAT6A Cabling | Equipment Room Terminations | Notes |
|---|---|---|---|---|---|---|---|---|---|---|---|---|
| SS2.502 | Level 5 - South West | | 160 | 5 | Xirrus | | Cambium | **Y** | - | - | | **Replace existing WAP to WIFI 6** |
| | | | 161 | 5 | Xirrus | | Cambium | **Y** | - | - | | **Replace existing WAP to WIFI 6** |
| | | | 169 | 5 | Xirrus | | Cambium | **Y** | - | - | | **Replace existing WAP to WIFI 6** |
| | | | 170 | 5 | Xirrus | | Cambium | **Y** | - | - | | **Replace existing WAP to WIFI 6** |
| | | | 171 | 5 | Xirrus | | Cambium | **Y** | - | - | | **Replace existing WAP to WIFI 6** |
| | | | 172 | 5 | Xirrus | | Cambium | **Y** | - | - | | **Replace existing WAP to WIFI 6** |
| | | | 177 | 5 | Xirrus | | Cambium | **Y** | - | - | | **Replace existing WAP to WIFI 6** |
| | | | **SW 1** | 5 | - | | **Cambium** | - | **Y** | **Y** | **IDF XN** | **Additional WAP for coverage** |

## WIRELESS ACCESS POINT DEVICE SCHEDULES

| Sheet no. | Floor Plan Location | Room Location | Wireless Access Point # | Level | (E) Wireless Model - Cloud managed | | (New) Wireless Model WIFI 6 - Cloud managed | (E) Patch Panel | (N) CAT6A Patch Panel | CAT6A Cabling | Equipment Room Terminations | Notes |
|---|---|---|---|---|---|---|---|---|---|---|---|---|
| SS2.503 | Ballroom W. S. E | | WAP-XX | 5 | Xirrus | | Cambium | **Y** | - | - | | **Replace existing WAP to WIFI 6** |
| | | | 277 | 5 | Xirrus | | Cambium | **Y** | - | - | | **Replace existing WAP to WIFI 6** |
| | | | **W.S.E. 1** | 5 | - | | **Cambium** | - | **Y** | **Y** | **IDF AA** | **Additional WAP for coverage** |
| | | | **W.S.E. 2** | 5 | - | | **Cambium** | - | **Y** | **Y** | **IDF AA** | **Additional WAP for coverage** |
| | | | **W.S.E. 3** | 5 | - | | **Cambium** | - | **Y** | **Y** | **IDF AA** | **Additional WAP for coverage** |
| | | | **W.S.E. 4** | 5 | - | | **Cambium** | - | **Y** | **Y** | **IDF AA** | **Additional WAP for coverage** |
| | | | **W.S.E. 5** | 5 | - | | **Cambium** | - | **Y** | **Y** | **IDF AA** | **Additional WAP for coverage** |
| | | | **W.S.E. 6** | 5 | - | | **Cambium** | - | **Y** | **Y** | **IDF AA** | **Additional WAP for coverage** |
| | | | **W.S.E. 7** | | - | | **Cambium** | - | **Y** | **Y** | **IDF AA** | **Additional WAP for coverage** |
| | | | **W.S.E. 8** | | - | | **Cambium** | - | **Y** | **Y** | **IDF AA** | **Additional WAP for coverage** |
| | | | **W.S.E. 9** | | - | | **Cambium** | - | **Y** | **Y** | **IDF AA** | **Additional WAP for coverage** |
| | | | **W.S.E. 10** | | - | | **Cambium** | - | **Y** | **Y** | **IDF AA** | **Additional WAP for coverage** |
| | | | **W.S.E. 11** | | - | | **Cambium** | - | **Y** | **Y** | **IDF AA** | **Additional WAP for coverage** |
| | | | **W.S.E. 12** | | - | | **Cambium** | - | **Y** | **Y** | **IDF AA** | **Additional WAP for coverage** |
| | | | **W.S.E. 13** | | - | | **Cambium** | - | **Y** | **Y** | **IDF AA** | **Additional WAP for coverage** |

## WIRELESS ACCESS POINT DEVICE SCHEDULES

| Sheet no. | Floor Plan Location | Room Location | Wireless Access Point # | Level | (E) Wireless Model - Cloud managed | | (New) Wireless Model WIFI 6 - Cloud managed | (E) Patch Panel | (N) CAT6A Patch Panel | CAT6A Cabling | Equipment Room Terminations | Notes |
|---|---|---|---|---|---|---|---|---|---|---|---|---|
| SS2.504 | Ballroom E. S. W | Dressing | WAP-XX | 5 | Xirrus | | Cambium | **Y** | - | - | | **Replace existing WAP to WIFI 6** |
| | | | 241 | 5 | Xirrus | | Cambium | **Y** | - | - | | **Replace existing WAP to WIFI 6** |
| | | | 242 | 5 | Xirrus | | Cambium | **Y** | - | - | | **Replace existing WAP to WIFI 6** |
| | | | 243 | 5 | Xirrus | | Cambium | **Y** | - | - | | **Replace existing WAP to WIFI 6** |
| | | | 244 | 5 | Xirrus | | Cambium | **Y** | - | - | | **Replace existing WAP to WIFI 6** |
| | | | 245 | 5 | Xirrus | | Cambium | **Y** | - | - | | **Replace existing WAP to WIFI 6** |
| | | | 246 | 5 | Xirrus | | Cambium | **Y** | - | - | | **Replace existing WAP to WIFI 6** |
| | | | 247 | 5 | Xirrus | | Cambium | **Y** | - | - | | **Replace existing WAP to WIFI 6** |
| | | | 248 | 5 | Xirrus | | Cambium | **Y** | - | - | | **Replace existing WAP to WIFI 6** |
| | | | 249 | 5 | Xirrus | | Cambium | **Y** | - | - | | **Replace existing WAP to WIFI 6** |
| | | | 250 | 5 | Xirrus | | Cambium | **Y** | - | - | | **Replace existing WAP to WIFI 6** |
| | | | 251 | 5 | Xirrus | | Cambium | **Y** | - | - | | **Replace existing WAP to WIFI 6** |
| | | | 252 | 5 | Xirrus | | Cambium | **Y** | - | - | | **Replace existing WAP to WIFI 6** |
| | | | 253 | 5 | Xirrus | | Cambium | **Y** | - | - | | **Replace existing WAP to WIFI 6** |
| | | | 254 | 5 | Xirrus | | Cambium | **Y** | - | - | | **Replace existing WAP to WIFI 6** |
| | | | 255 | 5 | Xirrus | | Cambium | **Y** | - | - | | **Replace existing WAP to WIFI 6** |
| | | | 256 | 5 | Xirrus | | Cambium | **Y** | - | - | | **Replace existing WAP to WIFI 6** |
| | | | 257 | 5 | Xirrus | | Cambium | **Y** | - | - | | **Replace existing WAP to WIFI 6** |
| | | | 258 | 5 | Xirrus | | Cambium | **Y** | - | - | | **Replace existing WAP to WIFI 6** |
| | | | 259 | 5 | Xirrus | | Cambium | **Y** | - | - | | **Replace existing WAP to WIFI 6** |
| | | | 260 | 5 | Xirrus | | Cambium | **Y** | - | - | | **Replace existing WAP to WIFI 6** |
| | | | 261 | 5 | Xirrus | | Cambium | **Y** | - | - | | **Replace existing WAP to WIFI 6** |
| | | | 278 | 5 | Xirrus | | Cambium | **Y** | - | - | | **Replace existing WAP to WIFI 6** |
| | | | 279 | 5 | Xirrus | | Cambium | **Y** | - | - | | **Replace existing WAP to WIFI 6** |
| | | | E.S.W 1 | 5 | - | | **Cambium** | - | **Y** | **Y** | **IDF BB** | **Additional WAP for coverage** |
| | | | E.S.W 2 | 5 | - | | **Cambium** | - | **Y** | **Y** | **IDF BB** | **Additional WAP for coverage** |
| | | | E.S.W 3 | 5 | - | | **Cambium** | - | **Y** | **Y** | **IDF AA** | **Additional WAP for coverage** |
| | | | E.S.W 4 | 5 | - | | **Cambium** | - | **Y** | **Y** | **IDF AA** | **Additional WAP for coverage** |
| | | | E.S.W 5 | 5 | - | | **Cambium** | - | **Y** | **Y** | **IDF AA** | **Additional WAP for coverage** |
| | | | E.S.W 6 | 5 | - | | **Cambium** | - | **Y** | **Y** | **IDF BB** | **Additional WAP for coverage** |
| | | | E.S.W 7 | 5 | - | | **Cambium** | - | **Y** | **Y** | **IDF DD** | **Additional WAP for coverage** |
| | | | E.S.W 8 | 5 | - | | **Cambium** | - | **Y** | **Y** | **IDF CC** | **Additional WAP for coverage** |
| | | | E.S.W 9 | 5 | - | | **Cambium** | - | **Y** | **Y** | **IDF CC** | **Additional WAP for coverage** |
| | | | E.S.W 10 | | - | | **Cambium** | - | **Y** | **Y** | **IDF AA** | **Additional WAP for coverage** |
| | | | E.S.W 11 | | - | | **Cambium** | - | **Y** | **Y** | **IDF AA** | **Additional WAP for coverage** |
| | | | E.S.W 12 | | - | | **Cambium** | - | **Y** | **Y** | **IDF BB** | **Additional WAP for coverage** |
| | | | E.S.W 13 | | - | | **Cambium** | - | **Y** | **Y** | **IDF BB** | **Additional WAP for coverage** |
| | | | E.S.W 14 | | - | | **Cambium** | - | **Y** | **Y** | **IDF BB** | **Additional WAP for coverage** |


MEP / FP Engineer

ARORA

**ARORA ENGINEERS, INC.**
1600 MARKET STREET, SUITE 1630
PHILADELPHIA, PA. 19103
215.372.1365

Architect

Civil Engineer

Structural Engineer


Pennsylvania Convention Center PHILADELPHIA

Key Plan

Seal

REGISTERED PROFESSIONAL JASON T. SHEDEN ENGINEER No. 081081

Revisions:

| NO. | DESCRIPTION | DATE |
|---|---|---|
| | | |
| | | |
| | | |
| | | |
| | | |
| | | |
| | | |

**PCCA WiFi UPGRADES**

1101 ARCH STREET
PHILADELPHIA, PA 19107
**PENNSYLVANIA CONVENTION CENTER AUTHORITY (PCCA)**

**SCHEDULES**

| | |
|---|---|
| Project Number | 128620.001 |
| Date | 2021-09-30 |
| Drawn By | TB |
| Checked By | EH |

**SS7.003**

Scale AS NOTED

**ISSUED FOR BID**


10/7/2021 7:44:07 AM J:\ACTIVE\128620.001 - PCCA - Facility-wide IT Wireless\DWGS\CAD_SS

THIS DRAWING IS FORMATTED TO BE PRINTED AT 30" X 42"